STONY BROOK REGIONAL SEWERAGE AUTHORITY

Agenda

STONY BROOK REGIONAL SEWERAGE AUTHORITY

AGENDA: Meeting #508, April 28, 2014

TIME: 7:30 PM

LOCATION: Conference Room, Operations Building, Princeton, NJ

508.01 "Pursuant to Section 13 of the Open Public Meetings Act, adequate notice of the time and place of this meeting was filed with the Authority's official newspapers, each Clerk of each municipality and by being publicly posted on the Princeton bulletin board and on the Authority's website."

508.02 Approval of Minutes

- March 24, 2014

508.03 Board Related Activities

- Revised Page to the Member List/Municipal Information
- Consultant List

508.04 Planning and Administration

- Capacity Analysis
- Monthly Flow Transmittal

508.05 Approval Requests and Actions

- TWA (Treatment Works Approval)

  Cambridge Crossing, Block 84, Lot 4.01, 6 and 24 Block 84.04, Lot 4.03, South Brunswick Township

  Institute of Islamic Studies, Block 28, Lot 1501 West Windsor Township

- Extensions of Time Requested

  None

- NJPDES Applications

  None

- Wastewater Management Plan Amendments

  None

- Allocated Flow Update

  Information.

508.06 Regulatory Report

- Discharge Monitoring Report (DMR)
- Residual Discharge Monitoring Report
- Air Reporting
- Laboratory
- Miscellaneous Regulatory

508.07 Safety

508.08 Litigation/Administrative Actions

- See Attached Report

508.09 Operations Report

- Upstream
- Downstream
- Sludge Operations

508.10 Maintenance

508.11 Construction Report

- Studies

  -Incinerator Improvements

- Design

-Contract 14-1, SBRSA Facilities Emergency Generator Project
Action Item:
-Resolution, 2014-24, Appoint a Public Agency Compliance Office for the Stony Brook Regional Sewerage Authority Emergency Generator Project
-Contact 14-4, SBRSA Pump Station Comminutor Project

- Construction

-Contract 10-1, Headworks Project

- Small Capital Projects

-Contract 13-2 RRWWTP (Sodium Hypochlorite) Chemical Storage Tank Replacement
-Contract 13-3 Pennington WWTP Return Sludge Pump Replacement Project
-Contract 13-4 Belt Filter Press Platform Project
-Contract 14-2 Thickener Scum Well Mixer Replacement
-Contract 14-3, Incinerator Bypass Stack Damper Replacement

508.12 Finance Report

- **Resolution 2014-21, Regarding Payment of Bills and Claims**
- Treasurer's Report
- Revenue and Expenditure Report
- Updated Capital Expenditure Report
- Interest Rate Comparison Report
- **Action Items:**
  -Resolution 2014-22, Award of "No Political Contributions Allowed" Contract(s) for Non-Professional Service Vendors
  -Resolution 2014-23, Award of Contract for the Supply of Electricity
- Monthly Sludge Business Analysis
- Yearly Sludge Business Results (2007 through 2013)

508.13 Personnel Report

- Personnel Staffing Report: See Report
- Multi Year Turnover Report: See Report
- Union Seniority List
- Non-Union Staff List

508.14 Correspondence

- Information Only

508.15 Old Business

- None

508.16 New Business

- **Award of Contracts**

  -Resolution 2014-25, Award of Contract for the Pickup and Delivery of Ash
  -Resolution 2014-26, Award of Contract for the Hauling of Liquid Sludge
  -Resolution 2014-27, Award of Contract for the Supply of Schwing Pump Parts

508.17 Open to the Public

508.18 And such other issues as may come before the Board

508.19 Adjournment

STONY BROOK REGIONAL SEWERAGE AUTHORITY

Approval of Minutes

Minutes of Meeting #507, March 24, 2014 – Stony Brook Regional Sewerage Authority

LOCATION:	Conference Room, River Road Plant, Princeton, NJ
MEMBERS PRESENT:	Bartolini, Compton, Downey, Goldfarb, Morehouse
MEMBERS ABSENT:	Patel
CONSULTANTS:	Maraziti, Fitzpatrick
STAFF PRESENT:	Bixby, Carlino, Cespedes, Coleman, Ireland, Irizarry, Kantorek, Neuhof, Pchola, Rahimi, Redding

507.01 Pursuant to Section 13 of the Open Public Meetings Act, adequate notice of the time and place of this meeting was given by filing with the Authority's official newspapers, each Clerk of each municipality and by being posted on the Princeton Bulletin Board and on the Authority's website.

507.02 Approval of Minutes

The minutes from the February 24, 2013 meeting were approved as presented on a motion by Dr. Downey, seconded by Mr. Goldfarb and passed by a vote of 5 to 0.

507.03 Board Related Activities

Revised Page to the Member List/Municipal Information

Mr. Kantorek noted that a revised page to the Member List/Municipal Information was provided to the Board. Mr. Kantorek explained that Kleinfelder/Omni is now Kleinfelder.

Information Regarding the 2014 Financial Disclosure Statements

Mr. Kantorek indicated that information from the Division of Local Government Services (DLGS) regarding the 2014 Financial Disclosure Statement was provided to the Board. DLGS is working with an outside vendor to develop an online filing system. As soon as the Authority receives information regarding the new system it will be passed on to those who need to complete a statement.

Consultant List

The consultant list was provided for information. Mr. Kantorek indicated that one amendment contract is pending award tonight.

507.04 Planning and Administration

Mr. Kantorek reported that the most current 12-month average daily River Road plant flow is 9,518,024 gpd with 958,259 gpd of approved but inoperative flow for a total committed flow of 10,476,283 gpd with 2,583,717 gpd or 19.78% of available capacity. The most current 12-month average daily flow at the Hopewell Plant is 235,415 gpd with 1,200 gpd of inoperative flow, for a total committed flow of 236,615 gpd with 21.13% or 63,385 gpd of available capacity. The Pennington Plant presently has 264,442 gpd as the most current 12-month average daily flow, with 17,307 gpd of approved but inoperative flow, for a total committed flow of 281,749 gpd, with 6.08% or 18,251 gpd of available capacity. Mr. Kantorek noted that the inoperative flow total for the Pennington Plant is the unused portion of Bristol-Meyers Squibb approved flow.

Mr. Kantorek clarified that the original agreement for the purchase of the Pennington STP property and the 25,000 gpd allocated flow was with Mobil. Mobil in turn sold the property and all the rights to BMS.

Monthly Flow Transmittal

The monthly flow transmittal for February was provided for information.

Mr. Kantorek reported that there were several adjustments made for the month.

At the Princeton Pump Station, the meter certification conducted for the low range flow meter (flow data less than 4.5 mgd) on February 28th indicated that the low range meter was reading high by 2.47%. The meter verification conducted on January 31st indicated that the low range meter was reading high by 0.83%. The meter data was adjusted downward by 1.65% which is the average of the meter certification conducted in February and the meter verification conducted in January. All hourly data with the exception of two (2) hours on February 22nd (4.52 mgd at 5 pm and 4.54 mgd at 10 pm) and two (2) hours on February 24th (4.57 mgd at 12 pm and 4.51 mgd at 1 pm) were within the low range meter.

The meter certification conducted for the high range meter (flow data in excess of 4.5 mgd) at the Princeton Pump Station indicated that the meter was reading high by 2.27%. The meter verification conducted on January 31st indicated that the meter was reading high by 1.59%. The data adjustment for the high range meter data would normally be 1.93% which is the average of the meter certification conducted in February and the meter verification conducted in January. However, there were only four hours of data (February 22nd and 24th) that would be affected and since the meter adjustments are so close, the meter data for the four hours were adjusted downward by the low range meter adjustment of 1.65%.

The meter certification conducted on February 28, 2014 at the South Brunswick Pump Station indicated that the meter was reading high by 14.95%. The meter verification conducted on January 31, 2014 indicated that the meter was reading high by 0.18%. Therefore the meter data was adjusted downward by 7.565% which is the average of the meter certification conducted in February and the meter verification conducted in January.

During this meter certification, the meter was cleaned and adjusted however the meter could not be adjusted within 2% accuracy and was left reading low by 6.53%. On March 4, 2014 the meter was replaced by staff and W. G. Malden came out on March 6th to certify the new meter.

507.05 Approval Requests and Actions

TWA-1 Approvals

None.

Time Extensions

None.

NJPDES Endorsements Requested

None.

Water Quality Management Plan Amendments

None.

507.06 Regulatory Report

Discharge Monitoring Report (DMR)

Mr. Rahimi reported that the January 2014 DMRs were submitted to the NJDEP. No violations were reported for any of the Authority's three plants.

Mr. Rahimi noted that staff is currently reviewing the February DMRs.

Mr. Rahimi indicated that the quarterly Capacity Assurance Report was submitted on March 19, 2014. A copy of the report was provided to the Board.

Residuals Discharge Monitoring Report (RDMR)

Mr. Rahimi reported that the December 2013 RDMR was submitted to NJDEP. All the River Road WWTP parameters were compliant with the Authority's Air Permit requirements.

Mr. Rahimi indicated that staff is currently preparing the January RDMR.

Mr. Rahimi reported that the annual River Road Residuals Waste Characterization Report was submitted online to the NJDEP. This report summarizes the quantity of sludge removed from the River Road facility for the calendar year 2013.

Mr. Rahimi noted that the River Road 2013 Annual Residuals Waste Characterization Report was submitted online to the NJDEP. This report covers organics and metals testing of SBRSA's sludge.

Air Reporting

Mr. Rahimi reported that the Incinerator #1 stack test was completed on February 26, 2014 on OS1 (Incinerator #1 with the afterburner) for Subpart O particulates and OS27 (Incinerator #1 with the RTO) for sulfur dioxide.

Mr. Rahimi indicated that a revised 4th quarter 2014 EEMPR report was submitted for Incinerator #2 operating with RTO (OS28). This report included four hours of CO monitor downtime not reported on the original report. There is no violation associated with this revised report.

Laboratory

Mr. Rahimi reported that the NJDEP 2014 Proficiency Testing (PT) samples were received on March 12, 2014. The close date for the study is April 24, 2014.

Mr. Rahimi noted that the NJDEP Office of Quality Assurance laboratory audit that was scheduled for March 25, 2014 has been rescheduled for April 22, 2014.

Miscellaneous

Mr. Rahimi reported that the Incinerator Slag Disposal annual recertification was submitted to Waste Management of Pennsylvania on February 21, 2014 and was approved on the same day.

Mr. Rahimi indicated that the annual I/I Progress Report was submitted to NJDEP on March 4, 2014.

507.07 Safety

Mr. Irizarry reported that there were no loss time accidents/injuries for this reporting period.

Mr. Irizarry indicated that on March 5, 2014 an employee suffered a minor chemical burn to the knee. A copy of the accident investigation report was provided to the Board.

Mr. Irizarry noted that as of February 28, 2014, Stony Brook Regional Sewerage Authority has gone 905 consecutive days without a "Loss Time Accident". A picture of the digital scoreboard that counts the number of days was provided to the Board.

Mr. Irizarry reported that staff received an award certificate from the Joint Insurance Fund (JIF). This award acknowledges SBRSA for going two consecutive years without a lost time accident or injury. A copy of the award certificate was provided to the Board.

Mr. Irizarry indicated that on March 12, 2014 the Safety Committee met for its quarterly safety meeting. A copy of the meeting minutes were provided to the Board.

Training for this reporting period included:

- Ladder Safety training was provided in-house on February 26th and 27thand March 5th and 6th for twenty-four (24) employees.
- Lockout/Tag Out training was provided in-house on February 26th and 27th and March 5th and 6th for twenty-three (23) employees.
- Basic Electrical training was provided in-house on February 27th and March 5th and 6th for sixteen (16) employees.
- Hazard Communication with Global Harmonization training and Blood-Borne Pathogens training was provided in-house for SBRSA's new employee on March 3, 2014.
- Fall Protection Awareness training was provided in-house on March 19th and 20th for eighteen (18) employees.
- Confined Space Awareness training was provided in-house on March 19th for six (6) employees.
- Personal Protective Equipment training was provided in-house on March 20th for nine (9) employees.

Mr. Irizarry reported that staff received a quote from System Sales regarding the installation of equipment to meet the requirement of a fire alarm central monitoring system. A copy of the quote was provided to the Board. Due to the dollar amount of the quote, ($37,800 for parts only or up to $ 93,700 for parts and labor) the project will have to be publically bid.

Mr. Irizarry noted that on the table was a copy of an email staff received from the Princeton Fire Official. The Official indicated that due to the high cost of a central monitoring system he would like to inspect the buildings prior to SBRSA going out to bid.

507.08 Litigation

The Litigation Report was provided for information.

Mr. Maraziti indicated that there were no changes to the Litigation Report.

507.09 Operations Report

Mr. Ireland reported that the stack tests on Incinerator #1 were performed on February 25th and 26th. These tests were necessary due to the results of the stack tests performed in 2012. The first test for particulates was performed using Incinerator No. 1 with the afterburner.

On the second day, the rest of the testing was conducted with Incinerator No. 1 with the RTO for SO_2 removal. The preliminary results appear promising but staff is waiting for the final report

Mr. Ireland indicated that an upgrade was made to the sodium hypochlorite feed system at the Pennington Facility. This upgrade was done by installing a dual basket strainer on the suction side of the feed pumps. This will help eliminate the many clogs that were experienced in the small feed tubing used with the peristaltic pumps. A strainer was also installed at the Hopewell Facility last year which virtually eliminated the clogging problems.

Mr. Ireland reported that the thickener scumwell, which is the Authority's largest and main scumwell, developed a major clog in the 6" decant line. Staff tried many methods over the years to unclog it as well as jetting the line but could not break the clog. The well was decanted via a trash pump. A vacuum truck was used to empty the large accumulation of rag material and grease. At the bottom of the scumwell, staff found several pieces of the steel mixing baffle which had corroded and fallen off, laying over the 6" decant discharge pipe. All these small sections of baffle were removed and much of the remaining baffles were cut off the wall in an effort to prevent this from happening again. The scumwell is back in service.

Mr. Kantorek noted that the vacuum truck was provided by PSOC.

Mr. Ireland reported that the grit system at the new headworks building is now running in the automatic mode. The system is removing a fair amount of grit and should do considerably better when the VFD's are received and installed on the grit chamber blowers and grit classifier screws. Air flow meters are going to be installed on the blower air lines to help regulate the volume of air needed for the grit roll as well as the grit removal lift which is critical to the entire grit removal operation.

Odor Report

Staff received no Odor Complaints from our surrounding area during the month of February. No odor complaints were received for the partial month of March.

Customer Septage and Sludge Deliveries

The quantity of liquid sludge and sludge cake exceeded their budgeted amounts while the quantity of gray water was below its budgeted amounts for the month of February. Mr. Ireland noted that SBRSA is still receiving sludge from Bayshore Regional Sewerage Authority.

507.10 Maintenance Report

Mr. Cespedes reported that on February 5, 2014 Thickener #1 was taken out of service for the second time because the new Drive Unit that was installed several months ago continues to fail. The manufacturer (Envirodyne) was onsite March 10, 2014 to inspect the unit. After the inspection it was determined that the motor and the shaft sleeve needed to be

replaced. This work will be completed under warranty in late March or early April as soon as the parts arrive.

Mr. Cespedes indicated that on February 18, 2014 a new sump pump and control cabinet were installed in the Polymer containment area to replace the equipment damaged during the fire in January. The pump was installed with a high level float and audible alarm. The control panel is equipped with a momentary switch that will only allow the pump to be operated when the switch is physically pressed. This will eliminate the possibility of the pump being left on.

Mr. Cespedes reported that on February 21, 2014, Seal Water Pump #1was replaced with a new pump at the Millstone Pump Station. The pump was damaged from running on two phases during the last power outage. The pump has been tested and placed back in service.

Mr. Cespedes indicated that the mechanical seal on Return Sludge Pump #1 at the Pennington Plant was rebuilt on March 5, 2014, and reinstalled. The pump was leaking creating a slip hazard. The pump has been tested and is ready for service.

Mr. Cespedes reported that on March 12, 2014, the water jacket for the Princeton Pump Station Generator was replaced due to a leak. The repair was performed by Power Pool Plus Inc. which is the service provider for our diesel engine generators.

The number of open work requests stand at nine (9). The Preventive Maintenance graphs show that SBRSA is currently averaging six (6) days overdue and the number of overdue units is approximately fifty-seven (57).

507.11 Construction Report

Incinerator Improvements

Ms. Pchola reported that staff provided CBE with all cost data available for work conducted on the incinerators. CBE is in the process of reviewing that data. All indication is that the Authority will still be under the definition of an “existing” unit and therefore will only be subject to the MMMM regulations.

Ms. Pchola indicated that CBE continues with the evaluation of the scrubber system for the incinerators. CBE was on-site on March 17th to take field measurements to determine the space available for the VenturiPak Scrubber. They are also waiting for additional information from a vendor relative to modifying the existing scrubber units. It is expected that a draft preliminary report will be submitted to SBRSA by the end of April or early May.

Contract 14-1, Facilities Emergency Generator Project

Ms. Pchola reported that staff electronically submitted the application for the New Jersey Environmental Infrastructure Trust on February 28, 2014 which included the design report and draft plans and specifications. Kleinfelder submitted the Contract Documents and

Engineer's Report to NJDEP on March 7, 2014. The contract documents submitted are approximately 60% complete. AECOM and Kleinfelder continue with the development of the final set of plans and specifications for the project.

Ms. Pchola indicated that staff is continuing to complete the application for the New Jersey Hazard Mitigation Grant Program. The application deadline has been extended from March 21st to April 4th.

Contact 14-4, Pump Station Comminutor Project

Ms. Pchola reported that Kleinfelder continues with the work on the comminutor design project and was onsite the week of March 10th to verify the dimensions at the pump station.

Contract 14-3 Incinerator Bypass Stack Damper Replacement

Ms. Pchola reported that the Engineering staff has completed the draft plans and the specifications for this project which are currently under review. It is anticipated that this project will be advertised on March 25th with bids received on April 23, 2014.

Contract 10-1, Headworks Project

Ms. Pchola reported that as of Pay Estimate No. 36 this project is 99% complete. During the month of February 2014, Tomar continued with the completion of items listed on the preliminary punch list and outside site work as weather permitted. The Dumpster-Veyor system was placed into service and training on the new equipment completed.

Ms. Pchola explained that Walker Process provided additional information on the blowers for the grit removal tanks to confirm that the blowers will function properly with VFD's installed and operating at reduced speeds. Kleinfelder reviewed the data and confirmed that the blowers will operate properly at the lower speeds and that SBRSA should be able to gain sufficient control over the grit removal system. Discussions are underway with the manufacturer to procure the VFD's and SBRSA is determining the best location for the new VFD's.

Ms. Pchola indicated that there is $2,070 remaining in the Construction Services Contract with Kleinfelder. Kleinfelder has submitted an Amendment No. 2 request in the amount of $54,237 to complete the construction services portion of the Headworks Project. A copy of Amendment No 2 request was provided to the Board. Ms. Pchola indicated that Mr. Bradley from Kleinfelder was at the Construction Committee meeting to review Amendment No. 2 and to answer any questions.

Ms. Pchola indicated that part of this amendment request is for the work that Kleinfelder performed to: (1) Evaluate the mini-pile option proposed by Tomar for the Headworks Building (in lieu of removing the landfill material) and (2) the effort related to identifying, evaluating, and gaining approval of the Burlington County Landfill as a lower cost landfill material disposal option. The cost to conduct this work was $24,463. Staff presented Change Oder No. 11 for Contract 10-1 at the June 24, 2013 Board meeting in the credit

amount of $24,463 which was applied as a credit to the Tomar construction contract. Kleinfelder has not been reimbursed for this work by SBRSA. The remaining request is for shop drawing review, change order assistance and clarifications and interpretations.

Dr. Downey indicated that Amendment No. 2 was discussed at length at the Construction Committee meeting and it is the recommendation of the Construction Committee to approve Resolution 2014-20. Dr. Downey noted that this amendment is for work Kleinfelder performed. The Authority did receive credit through the construction project through a change order from Tomar approximately one year ago. Dr. Downey noted that there were many shop submittals that Kleinfelder reviewed for this project.

Resolution 2014-20 was moved by Dr. Downey and seconded by Mr. Goldfarb. Mr. Goldfarb expanded on Dr. Downey's comments indicating that Amendment No. 2 is actually costing SBRSA a net amount of approximately $30,000 based on the earlier change order from Tomar. Resolution 2014-20 was then approved by a roll call vote of 4 to 0. Mr. Morehouse abstained. Resolution 2014-20 follows.

Resolution Authorizing the Award of Amendment No. 2 to the Agreement for Services During Construction for the Headworks Facilities Project to Kleinfelder

Resolution No. 2014-20

WHEREAS, Stony Brook Regional Sewerage Authority (SBRSA) has a current agreement with Kleinfelder (formerly Omni Environmental) to provide services during construction for the River Road Wastewater Treatment Plant Headworks Facility Project in the amended amount of $643,775; and

WHEREAS, Kleinfelder will exceed their amended budget amount; and

WHEREAS, Tomar Construction is eighteen (18) months beyond the initial contact construction completion date; and

WHEREAS, SBRSA has the need for Kleinfelder to continue with the support services during construction for the Headworks Facilities; and

WHEREAS, Kleinfelder has prepared Amendment No. 2 dated March 20, 2014 for the work to complete the project; and

WHEREAS, the cost of this work is $54,237 as indicated in the detailed supporting documentation dated March 20, 2014; and

WHEREAS, the amended time charge contract amount is $698,012; and

WHEREAS, the Stony Brook Regional Sewerage Authority intends to fund this amendment request from the New Jersey Environmental Infrastructure Trust (NJEIT) remaining funds.

NOW THEREFORE, BE IT RESOLVED that the Board of the Stony Brook Regional Sewerage Authority authorizes Amendment No. 2 to Kleinfelder in the amount of $54,237 for Services during Construction for the River Road Wastewater Treatment Plant Headworks Facility Project as described herein.

Recorded Vote:

	AYE	NO	ABSTAIN	ABSENT
Robert A. Bartolini	X			
Gale D. Downey	X			
Harry Compton	X			
David A. Goldfarb	X			
C. Schuyler Morehouse			X	
Bharat Patel				X

Contract 12-2, Facilities Painting Project

Ms. Pchola reported that the final payment was processed at the February Board meeting and this project is now 100% complete.

Contract 13-2 RRWWTP (Sodium Hypochlorite) Chemical Storage Tank Replacement Project

Ms. Pchola reported that all punch list items and Change Order No. 1 work has been satisfactorily completed. The one year maintenance bond has been received and the final payment application has been submitted for approval.

Contract 13-3 Pennington WWTP Return Sludge Pump Replacement Project

Ms. Pchola reported that all punch list items have been completed. The one year maintenance bond has been received and the final payment application has been submitted for approval.

Contract 13-4, Belt Filter Press Platform Project

Ms. Pchola indicated that as of Pay Estimate No. 2 this project is 22% complete. On March 14, 2014 SBRSA staff received an email from the Contractor indicating that the components for the new platforms should be available for installation in early April. Winter weather and backordered structural members have delayed the fabrication of the components for the new platforms.

Contract 14-2 River Road STP Scum Mixer Replacement

Ms. Pchola reported that a pre-construction meeting with the contractor (Derstine Co.) was held on March 21, 2104.

507.12 Finance Report

Payment of Bills and Claims

Mr. Morehouse moved the approval of Resolution 2014-14, for the payment of bills and claims in the amount of $1,384,157.16 with two signatures instead of three, seconded by Dr. Downey and passed by a roll call vote of 5 to 0. Resolution 2014-03 follows.

Resolution Regarding Payment of Bills and Claims

Resolution No. 2014-14

WHEREAS, the Stony Brook Regional Sewerage Authority received certain claims against it by way of voucher, and

WHEREAS, the staff and Authority members have reviewed said claims,

NOW, THEREFORE, BE IT RESOLVED by Stony Brook Regional Sewerage Authority that these claims in the total amount of $1,384,157.16 be approved for payment with checks bearing two authorized signatures instead of three authorized signatures.

Recorded Vote:	AYE	NO	ABSTAIN	ABSENT
Robert A. Bartolini	X			
Harry Compton	X			
Gale D. Downey	X			
David A. Goldfarb	X			
C. Schuyler Morehouse	X			
Bharat Patel				X

Treasurer's Report

Mr. Neuhof reported that net income for the three-month period ending February 28, 2014 is $281,454. This represents an increase of $187,239 over the prior month. This increase is attributed to additional revenue of approximately $34,000 and $152,000 reduction in expenditures in chemical costs, operation supplies and outside repairs. The Authority has total cash and investments of $19,470,814 at an average interest rate of 0.13%. The current construction projects balance is $13,189,374. Mr. Neuhof noted there are sufficient funds for these projects. The outstanding bond principal totals $23,069,127. Mr. Neuhof noted that principal payments of $119,219 were made in February. The New Jersey Cash Management Fund yield is 0.06%.

Resolution 2014-13, Award of a "No Political Contributions Allowed" Contract for Bond Counsel Services

Mr. Neuhof explained that staff received a professional services agreement from Hawkins, Delafield & Wood LLP for the 2015 New Jersey Environmental Infrastructure Trust

(NJEIT) financing for the Emergency Generator project. The agreement fee is $32,500 plus out of pocket expenses.

Mr. Neuhof recommended approval of Resolution 2014-13, awarding a "No Political Contributions Allowed" contract to Hawkins, Delefield and Wood, LLP in the amount of $32,500. Mr. Morehouse moved the resolution and it was seconded by Dr. Downey.

Mr. Goldfarb asked what selection process the Authority used for choosing a bond counsel. Mr. Neuhof explained that the Authority has used Hawkins, Delafield & Wood, LLP for several issues and their work has been satisfactory. Mr. Goldfarb indicated that the Authority should obtain RFPs for Bond Counsel Services. Mr. Neuhof explained that the Authority has used other bond counsels in the past but Hawkins, Delafield provided very good service at very reasonable rates. Chairman Bartolini indicated that the Finance Committee periodically reviews the auditors, bond counsel and other professional service vendors and determines when these vendors need to be changed. Mr. Goldfarb noted that there may be other bond counsel firms that could provide good service at a lesser rate.

Resolution 2014-13 was passed by a roll call vote of 4 to 1. Mr. Goldfarb voted no. Resolution 2014-13 follows.

Resolution Authorizing the Award of a No Political Contributions Allowed Contract For Bond Counsel Services for Services related to the 2015 New Jersey Environmental Infrastructure Trust Financing

Resolution No. 2014-13

WHEREAS, the Stony Brook Regional Sewerage Authority has a need for Bond Counsel services related to the 2015 New Jersey Environmental Infrastructure Trust Financing as a No Political Contributions Allowed contract pursuant to the provisions of N.J.S.A. 19:44A-20.4 et seq.; and,

WHEREAS, the purchasing agent, Stuart Neuhof has determined and certified in writing that the value of the work will exceed $17,500; and,

WHEREAS, the anticipated term of this contract is approximately one-year and may be extended as necessary as approved by the Stony Brook Regional Sewerage Authority; and

WHEREAS, Hawkins Delafield and Wood, LLP. has submitted a proposal dated February 25, 2014 indicating they will provide Bond Counsel services in regards to the NJEIT financing for a fee of $32,500 plus out of pocket expenses.

WHEREAS, Hawkins Delafield and Wood, LLP has completed and submitted a Business Entity Disclosure Certification which certifies that Hawkins Delafield and Wood, LLP. has not made any reportable contributions to a political or candidate committee in the Stony Brook Regional Sewerage Authority service area, Mercer County, and Middlesex

County in the previous one year, and that the contract will prohibit Hawkins Delafield and Wood, LLP from making any reportable contributions through the term of the contract, and

NOW THEREFORE, BE IT RESOLVED that the Board of the Stony Brook Regional Sewerage Authority authorizes the Secretary to enter into a contract with Hawkins Delafield and Wood, LLP. as described herein; and,

BE IT FURTHER RESOLVED that the Business Disclosure Entity Certification and the Determination of Value be placed on file with this resolution.

RECORDED VOTE:	AYE	NO	ABSTAIN	ABSENT
Robert A. Bartolini	X			
Harry Compton	X			
Gale D. Downey	X			
David A. Goldfarb		X		
C. Schuyler Morehouse	X			
Bharat Patel				X

Resolution 2014-15, Specifying Proprietary Replacement Parts for the Schwing Pumps

Mr. Neuhof explained the Resolution 2014-15 allows for a proprietary bid for Schwing Pump Replacement parts. Schwing Bioset is the only manufacturer of Schwing parts for the Authority's Schwing Pumps and the parts are "specialized in nature". Mr. Neuhof noted that the Authority has specified proprietary replacement parts for the Schwing Pump bid for the past several years. The law requires that a resolution for proprietary parts is passed and included in the bid.

Mr. Neuhof recommended approval of Resolution 2014-15, Specifying Proprietary Replacement Parts for the Schwing Pump bid. So moved by Dr. Downey, seconded by Mr. Morehouse and passed by a roll call vote of 5 to 0. Resolution 2014-15 follows.

RESOLUTION OF THE STONY BROOK REGIONAL SEWERAGE AUTHORITY FOR SPECIFYING PROPRIETARY REPLACEMENT PARTS FOR THE SCHWING PUMPS

Resolution No. 2014-15

WHEREAS, the Stony Brook Regional Sewerage Authority ("Authority") has determined that its existing Schwing Pumps will require parts replacement; and

WHEREAS, to the Authority's knowledge, there are no manufacturers other than Schwing Bioset that fabricates parts that are fully compatible with Schwing Pumps; and

WHEREAS, to the Authority's knowledge, the only parts that may be authorized for use in the Authority's Schwing Pumps are manufacturer-specified parts; and

WHEREAS, it is the Authority's experience that manufacturer-specified Schwing Pump parts have superior operational performance due to their reliability and compatibility with Schwing Pumps; and

WHEREAS, the Authority has determined that Schwing Bioset - manufactured parts are of a "specialized nature" because of their unique ability to reliably convey thickened sludge through Schwing Pumps; and

WHEREAS, the Authority has a compelling need to specify the same manufacturer for its spare parts as the Original Equipment Manufacturer; and

WHEREAS, as authorized by N.J.S.A. 40A:11-13(d) and N.J.A.C. 5:34-9.1(a) 1.i and 2.i, the proprietary designation of Schwing Bioset-manufactured parts overshadows the public benefit of use of "brand name or equivalent"; and

WHEREAS, the Authority's attorney has reviewed the proposed certification for the specialized nature of the proprietary equipment necessary for the conduct of SBRSA's affairs and has advised of its applicability and acceptability pursuant to N.J.S.A. 40A:11-13(d) and N.J.A.C. 5:34-9.1;

NOW, THEREFORE, BE IT RESOLVED BY THE BOARD OF STONY BROOK REGIONAL SEWERAGE AUTHORITY AS FOLLOWS:

1. That the Authority agrees that due to the specialized nature of the equipment necessary for the conduct of its affairs, the only acceptable manufacturer for its Schwing Pump replacement parts is the manufacturer of the equipment, Schwing Bioset of Somerset, Wisconsin.

2. Funds are available for the purchase of spare parts.

3. This resolution for proprietary equipment shall be made part of the bid documents.

Recorded Vote:	AYE	NO	ABSTAIN	ABSENT
Robert A. Bartolini	X			
Harry Compton	X			
Gale D. Downey	X			
David Goldfarb	X			
C. Schuyler Morehouse	X			
Bharat Patel				X

Resolution 2014-16, Authorizing the Award of a "No Political Contributions Allowed" Contract(s) for Non-Professional Service Vendors

Mr. Neuhof explained that Resolution 2014-16, authorizes a "No Political Contributions Allowed" Contract(s) for Non-Professional Service Vendors. Mr. Neuhof noted that these are vendors who the Authority does business with and will likely exceed $17,500 in

purchases but not more than $36,000. Mr. Neuhof explained that there are eight (8) vendors to be approved; and as required by law, each vendor has submitted a Business Entity Disclosure Certification.

Mr. Neuhof recommended approval of Resolution 2014-16. So moved by Mr. Morehouse, seconded by Dr. Downey and passed by a roll call vote of 5 to 0.

Resolution Authorizing the Award of a "No Political Contributions Allowed" Contract(s) for Non-Professional Service Vendors

Resolution No. 2014-16

WHEREAS, the Stony Brook Regional Sewerage Authority has a need to acquire goods or services as a no political contribution contract pursuant to the provisions of N.J.S.A. 19:44A-20.4 or 20.5 as appropriate; and,

WHEREAS, the purchasing agent Stuart Neuhof has determined and certified in writing that the value of each contract (by purchase orders) will likely exceed $17,500; and,

WHEREAS, the anticipated term of this contract is for fiscal year 2014 (1 year) and may be extended as approved by this governing body; and,

WHEREAS, the attached list of vendors has completed and submitted a Business Entity Disclosure Certification which certifies that each vendor has not made any reportable contributions to a political or candidate committee served by the Stony Brook Regional Sewerage Authority in the previous one year, and that the contract will prohibit the (attached list of vendors) from making any reportable contributions through the term of the contract; and,

WHEREAS, the Authority has Funds available in its current budget.

NOW THEREFORE, BE IT RESOLVED that the Stony Brook Regional Sewerage Authority authorizes the attached list of vendors to enter into contracts by purchase order; and,

BE IT FURTHER RESOLVED that the Business Disclosure Entity Certification and the Determination of Value be placed on file with this resolution.

Recorded Vote:	AYE	NO	ABSTAIN	ABSENT
Robert A. Bartolini	X			
Harry Compton	X			
Gale D. Downey	X			
David A. Goldfarb	X			
C. Schuyler Morehouse	X			
Bharat Patel				X

Year 2014 No Political Contribution Contracts:	
Company Name	**Service**
Hesco Electric Supply	Electrical Supplies
Highlands Turbine	Generator Maintenance & Repair
Hough Petroleum Corp.	Petroleum
Lincoln Supply L.L.C.	Supplies
Lockwood's Electric Motor Service, Inc.	Motors
Mack Industries, Inc.	Parts for HVAC & Incinerator
Marshall Industrial Technologies	Welding & Fabricating
Miracle Chemical Co.	Chemicals

Resolution 2014-17, Delegating Authority to the Executive Director to Award or Reject an Aggregation Group Electricity Bid Contract

Mr. Neuhof reported that the Authority belongs to an Aggregation Group for the supply of Electricity. Mr. Neuhof indicated that there are twelve (12) Authorities in the group. The bid opening is being held on April 8, 2014 well in advance of the April Board meeting. Mr. Neuhof explained that this resolution is needed due to the volatility of energy prices, and because bidders are reluctant to hold their bid prices for more than a few hours.

Mr. Kantorek explained that the group will be bidding for the supply of electricity for six months, 12 months, 18 months and 24 months for full fixed prices as well as prices that are 50% fixed and 50% floating. It is necessary to go out to bid since the current contract is expiring in May 2014.

Mr. Goldfarb asked if this process is analogous to a state contract and is it recognized. Mr. Kantorek indicated that several years ago the supply of electricity was deregulated and this allowed public entities to form aggregation groups to bid for electricity. The logic is that by having a larger number of Authorities seeking prices with similar load profiles we would attract more bidders and obtain better prices compared to a single Authority going out to bid.

Mr. Maraziti, Counsel for the Authority, indicated that his firm has several clients that employ the same practice.

Mr. Neuhof recommended approval of Resolution 2014-17, Delegating Authority to the Executive Director to Award or Reject an Aggregation Electricity Supply Bid Contract. So moved by Dr. Downey, seconded by Mr. Compton and passed by a roll call vote of 5 to 0. Resolution 2014-17 follows.

Resolution Delegating Authority to the Executive Director to Award or Reject an Aggregation Group Electricity Bid Contract

Resolution No. 2014-17

WHEREAS, the existing Aggregation Group's electric generation supply contract with PPL Inc. will expire upon the first meter read date in May, 2014; and

WHEREAS, the Aggregation group's (New Jersey Sewerage and Municipal Utility Authority Electrical Supply Aggregation, or "NJSMUAESA") intent is to bid electricity supply in advance to take advantage of desirable market conditions; and

WHEREAS, the Stony Brook Regional Sewerage Authority is an active member of the NJSMUAESA group; and

WHEREAS, the Aggregation group's intent is to receive bid price submittals on or about April 8, 2014; and

WHEREAS, due to the fact that the electricity market is highly volatile and bid prices are not guaranteed after 3:00 p.m., the award or rejection of bid(s) must be made on the Authority's behalf by its designated representative.

NOW, THEREFORE, BE IT RESOLVED by The Stony Brook Regional Sewerage Authority that it hereby authorizes the Authority's Executive Director, to act in his sole discretion as the Authority's designated representative to award or reject an electricity bid in conjunction with the Aggregation Group.

BE IT FURTHER RESOLVED that notwithstanding the foregoing, the Authority's Executive Director, may reject any bid, including, if necessary, all bids (and not award a contract), provided that such rejection is in accordance with the provisions of the Local Public Contracts Law, N.J.S.A. 40A:11-1 et seq.

Recorded Vote:	AYE	NO	ABSTAIN	ABSENT
Robert A. Bartolini	X			
Harry Compton	X			
Gale D. Downey	X			
David Goldfarb	X			
C. Schuyler Morehouse	X			
Bharat Patel				X

Resolution 2014-18, Certifying Member Review of the 2013 Audit

Mr. Neuhof reported that the Finance Committee met in March to review in detail the 2013 Audit Report. The Committee accepted the audit as is and recommended it for the March 24th agenda.

Mr. Neuhof noted that Ms. Crystal Fitzpatrick from WithumSmith+Brown, PC was present tonight to review the 2013 Audit.

Ms. Fitzpatrick noted that Hutchins, Meyer & DeLieto, PA merged with WithumSmith+Brown, PC on January 16, 2014. The Audit Report explains the merger. Ms. Fitzpatrick also thanked staff for their help and cooperation while conducting the audit.

Ms. Fitzpatrick began by reviewing the Independent Auditor's Report. Ms. Fitzpatrick explained that this report is a summary of the results of the audit procedures. Ms. Fitzpatrick reviewed the Financial Statements. The Authority received an unmodified audit which is the best rating for an audit. Ms. Fitzpatrick noted that in the area of internal control over financial reporting there were no material weaknesses identified, no significant deficiencies identified and no noncompliance material to the financial statements.

Ms. Fitzpatrick explained that there were no material weaknesses identified and no significant deficiencies identified in the audit of the Federal and State Awards i.e., the New Jersey Environmental Infrastructure Trust funds (NJEIT).

Ms. Fitzpatrick indicated that there are no findings reported under Government Auditing Standards and no findings were reported in the OMB Circular A-133 and New Jersey OMB and no prior audit findings. Ms. Fitzpatrick noted that there were no comments or recommendations for the year ended November 30, 2013.

Ms. Fitzpatrick reviewed the Comparative Statements of Revenues, Expenses and Changes in Net Position for the years ended November 30, 2013 and 2012. Total Operating Revenues for 2013 were $15.4 million compared to $14.7 million in 2012. Most of the additional income is attributed to additional sludge cake from Bayshore Regional Sewerage Authority. Operating Expenses excluding depreciation was $11.1 million compared to $11.0 million in 2012. Depreciation was $2.9 million compared to $3.0 million in 2012 for an operating income of $1.3 million compared to $584,953 in 2012. Net income which includes non-operating revenues and expenses for 2013 was $1,238,161 compared to $437,801 in 2012. Ms. Fitzpatrick noted that interest income decreased as bonds and debts are paid and no new debt was issued in 2013.

Mr. Goldfarb noted that a new item in 2013 to Non-operating Revenues/Expenses was Post-Retirement Health benefits payable. Mr. Goldfarb questioned if these funds need to be segregated. Ms. Fitzpatrick indicated that the funds do not need to be segregated however, the funds are tracked separately. It is an accounting liability included in the liability section on the Statement of Net Position on page 10.

Mr. Goldfarb noted that the Authority has a significant balance in unrestricted funds. Mr. Goldfarb asked if compared to other Authorities you have audited is this amount unusually high. Ms. Fitzpatrick indicated that it is not excessive and in fact other authorities have a larger dollar amount in their unrestricted funds.

Ms. Fitzpatrick then reviewed the Statements of Net Position. Ms. Fitzpatrick explained that this is a snapshot of assets, liabilities and net position as of November 30, 2013 and shows the comparison of 2013 to November 30, 2012. Total current assets for 2013 were $23.0 million compared to $26.0 million in 2012. This is due to a decrease in NJEIT funds receivable which is now going into property and equipment in Capital Assets as these funds are spent on project costs. Total Current Liabilities for 2013 were $3.1 million compared to $4.9 million in 2012. Long-term Liabilities in 2013 were $3.1 million compared to $4.9 million in 2012. Total net position $41.8 million in 2013 compared to $40.5 million in 2012.

Mr. Goldfarb questioned if the Board can redesignate unrestricted funds at anytime. Ms. Fitzpatrick responded that they can be redesignated. A discussion followed.

Mr. Neuhof recommended approval of Resolution 2014-18, Certifying Member Review of the 2013 Audit. Mr. Neuhof indicated that there is the Local Group Affidavit Form which needs to be signed by each Board member.

So moved by Mr. Morehouse, seconded by Dr. Downey. Mr. Morehouse noted that the Finance Committee met at length to review the 2013 Audit and had no recommendations to make to staff. The resolution was then passed by a roll call vote of 5 to 0. Resolution 2014-18 follows.

RESOLUTION
Certifying Member Review of the 2013 Audit

Resolution No. 2014-18

WHEREAS, N.J.S.A. 40A:5A-15 requires the governing body of each local authority to cause an annual audit of its accounts to be made, and

WHEREAS, the annual report for the fiscal year ended **November 30, 2013** has been completed and will be filed with the State of New Jersey, Division of Local Government Services, Department of Community Affairs, Bureau of Authority Regulation, Local Finance Board pursuant to N.J.S.A. 40A:5A-15, and

WHEREAS, N.J.S.A. 40A:5A-17 requires that the governing body of each authority, within 45 days of receipt of the annual audit, certify by resolution to the Local Finance Board that each member thereof has personally reviewed the annual audit report, and specifically the sections of the audit report entitled "General Comments" and "Recommendations" in accordance with N.J.S.A. 40A:5A-17.

NOW, THEREFORE, BE IT RESOLVED that the governing body of the **Stony Brook Regional Sewerage Authority** hereby certifies to the Local Finance Board of the State of New Jersey that each governing body member has personally reviewed the annual audit report for the fiscal year ended **November 30, 2013**, and specifically has reviewed the sections of the audit report entitled "General Comments" and "Recommendations", and has evidenced same by group affidavit in the form prescribed by the Local Finance Board.

BE IT FURTHER RESOLVED that the Secretary of the Authority is hereby directed to promptly submit to the Local Finance Board the aforesaid group affidavit, accompanied by a certified true copy of this Resolution.

I HEREBY CERTIFY THAT THIS IS A TRUE AND ACCURATE COPY OF THE RESOLUTION PASSED AT THE MEETING OF THE STONY BROOK REGIONAL SEWERAGE AUTHORITY HELD ON MARCH 24, 2014.

Recorded Vote:

	AYE	NO	ABSTAIN	ABSENT
Robert A. Bartolini	X			
Harry Compton	X			
Gale D. Downey	X			
David A. Goldfarb	X			
C. Schuyler Morehouse	X			
Bharat Patel				X

Monthly Sludge Business Analysis

Mr. Neuhof reported that net income for the month of February is $135,589 and the cumulative net income is $405,354. Gas usage for the month of was 93,840 therms. The remaining simple payback for the RTO project is 2.8 years.

Mr. Morehouse commended staff on a job well done.

507.13 Personnel Report

The Personnel Report was provided for member information.

Mr. Kantorek indicated that the Authority has hired one new Operator VI and one Operator II was promoted to an Operator I.

507.14 Correspondence

For information

507.15 Old Business

None.

507.16 New Business

Resolution 2014-19, Authorizing the Award of the Contract for the River Road STP Incinerator De-slagging and Cleanout

Mr. Ireland reported that sealed bids were received on March 18, 2014 for the River Road STP deslagging and cleanout. Two bids were received. The results are as follows:

		12-Month	24-Month
Industrial Furnace Company, Inc.		$13,900.00/unit	$13,900.00/unit
	Total	$27,800.00	$27,800.00
			$14,950.00/unit
	Total		$29, 900.00
			2 Year Total
			$57,700.00
Albertus Energy Inc.		$14,900.00/unit	$14,900.00/unit
	Total	$29,800.00	$28,800.00
			$15,500.00/unit
			$31,000.00
			2Year Total
			$60,800.00

Mr. Ireland indicated that the last contract was awarded to Industrial Furnace Company Inc. as one year contract. The one-year contract was for $10,700/unit for a total price of $21,400.

Staff recommended approval of a two-year contract in the amount of $57,700 be awarded to Industrial Furnace Company Inc. So moved by Dr. Downey, seconded by Mr. Goldfarb and passed by a roll call vote of 5 to 0. Resolution 2014-19 follows.

Resolution Authorizing the Award of the Contract RIVER ROAD STP INCINERATOR DE-SLAGGING AND CLEANOUT

WHEREAS, the Stony Brook Regional Sewerage Authority (Authority) advertised for the receipt of sealed competitive bids in accordance with the requirements of the Local Public Contracts Law, NJSA 40A:11-1 et seq. for the River Road STP Incinerator De-slagging and Cleanout of the Authority's incinerators; and

WHEREAS, the following sealed competitive bids were received by the Authority on March 18, 2014 as more fully set forth as follows:

		12-Month	**24-Month**
Industrial Furnace Company, Inc.		$13,900.00/unit	$13,900.00/unit
	Total	$27,800.00	$27,800.00
			$14,950.00/unit
	Total		$29, 900.00
			2 Year Total **$57,700.00**
Albertus Energy Inc.		$14,900.00/unit	$14,900.00/unit
	Total	$29,800.00	$28,800.00
			$15,500.00/unit
			$31,000.00
			2Year Total **$60,800.00**

and

WHEREAS, the Authority has determined that the bid of Industrial Furnace Company Inc. is the lowest two year bid in the amount of $57,700.00; and

WHEREAS, the bid has been reviewed by the Authority and has been determined to be in compliance with the bid specifications in accordance with the Local Public Contracts Law NJSA 40A:11-1 et seq; and

WHEREAS, the Stony Brook Regional Sewerage Authority has sufficient funds available in its current budget.

NOW THEREFORE, BE IT RESOLVED by the Stony Brook Regional Sewerage Authority that it hereby awards a twenty four (24) month contract to Industrial Furnace Company, Inc., the lowest responsive bidder for the De-slagging and Cleanout of the Authority's incinerators.

BE IT FURTHER RESOLVED that the Executive Director, staff and consultants are authorized to take all appropriate measures to ensure that all appropriate documents are provided by the Contractor.

Recorded Vote:

	AYE	NO	ABSTAIN	ABSENT
Robert A. Bartolini	X			
Gale D. Downey	X			
Harry Compton	X			
David A. Goldfarb	X			
C. Schuyler Morehouse	X			
Bharat Patel				X

507.17 Open to the Public

None.

507.18 And such other issues as may come before the Board

None.

507.19 Adjournment

As there was no further business to come before the Board, the meeting was adjourned at 8:35 p.m. on a motion by Mr. Morehouse, seconded by Dr. Downey and passed by unanimous vote.

Respectfully Submitted,

John Kantorek
Secretary

Written by
Patricia Carlino
March 28, 2014

STONY BROOK REGIONAL SEWERAGE AUTHORITY

BOARD RELATED ACTIVITIES

CONSULTANTS

LEGAL

GENERAL COUNSEL
Maraziti, Falcon & Healey
150 John F. Kennedy Parkway
Short Hills, NJ 07078

DIANE ALEXANDER
Telephone: (973) 912-6811
Fax: (973) 912-9007

SPECIAL ENVIRONMENTAL COUNSEL

Maraziti, Falcon & Healey
150 John F. Kennedy Parkway
Short Hills, NJ 07078

DIANE ALEXANDER
Telephone: (973) 912-6811
Fax: (973) 912-9007

LABOR ATTORNEY

SCHWARTZ SIMON EDELSTEIN CELSO & ZITOMER
44 Whippany Road Suite 210
PO Box 2355
Morristown, New Jersey 07962

STEFANIE SCHWARTZ
Telephone: 973-301-0001
Fax: 973-993-3152

ENGINEERING

AECOM WATER
30 Knightsbridge Road
Bldg 5, Suite 520
Piscataway, NJ 08854

DAVID BLAIR
Telephone: (732) 564-3900
Fax: (732) 369-0123

1700 Market Street
Suite 1706
Philadelphia, PA 19103

JACOB RAINWATER
(215) 399-4383
(215) 399-4371

INCINERATOR CONSULTANTS
CHAVOND-BARRY ENGINEERING CORP.
400 County Route 518
P.O. Box 205
Blawenburg, NJ 08504-0205

LOUIS T. BARRY, PRESIDENT

Telephone: (609) 466-4900
FAX: (609) 466-1231

KEMS LLC
368 Hollow Road
Skillman, NJ 08558

KARL MONNINGER
(609)309-5640

ENVIRONMENTAL CONSULTANT
KLEINFELDER
321 Wall Street
Princeton, NJ 08540-1515

JIM COSGROVE
Telephone: (609) 924-8821 EXT. 111
TIM BRADLEY
(609) 924-8821 EXT. 155
FAX: (609) 924-8831

FINANCIAL

AUDITOR
WITHUMSMITH+BROWN, PC
1144 Hooper Avenue, Suite 202
Toms River, New Jersey 08753

ROBERT HUTCHINS, CPA, CVA
CRYSAL FITZPATRICK, CPA
Telephone: (732) 504-2400
FAX: (732) 504-2456

SBRSA CONSULTANTS 2014

April 2014

	Contract Award Date	Contract Type	Contract Award	Total Contract Amount (including amendments)	Comments
Engineering					
AECOM Water					
AECOM Water General Advice 2014	FY 2014	Advice	No Political Contributions Allowed	$20,000	
Chavond Barry Engineering					
General Incinerator Advice 2014	FY 2014	Advice	No Political Contributions Allowed	$25,000	
Emission Compliance Testing (Stack Test)	2012	Professional Services	No Political Contributions Allowed	$257,523	Amendment No. 1 $20,550
Incinerator Improvements	FY 2014	Professional Services	No Political Contributions Allowed	$88,000	
Kleinfelder					
Annual Engineering Advice 2014	FY 2014	Advice	No Political Contributions Allowed	$35,000	
NJPDES Permit Advice 2012*	2012	Advice	No Political Contributions Allowed	$98,000	Amendment No. 1 $68,000
NJPDES Permit Advice 2014	FY 2014	Advice	No Political Contributions Allowed	$30,000	
Headworks Construction Services	2010	Construction Services	No Political Contributions Allowed	$698,012	Amendment No. 1 $145,275 Amendment No. 2 $54,237
2013 Annual Inspection	2013	Advice	No Political Contributions Allowed	$17,700	
Emergency Generator Study	FY 2013	Study	No Political Contributions Allowed	$87,640	Approved 10/28/2013
Emergency Generator Preliminary Design	FY 2014	Design	No Political Contributions Allowed	$120,000	
Emergency Generator Design	FY 2014	Design	No Political Contributions Allowed	$368,470	
Pump Station Comminutor Design	FY2014	Design	No Political Contributions Allowed	$115,160	
KEMS LLC					
General Incinerator/Regulatory Advice 2014	FY 2014	Advice	No Political Contributions Allowed	$55,275	
Finance/Insurance Consultants/Administration					
Gabel Associates	2012	Electricity Energy Agent	Extraordinary Unspecifiable Service/No Contributions Allowed	$0.003/kwhr 2 year	Contract End 5/31/2014
Borden Perlman Insurance Agency	FY 2014	Insurance Broker	Extraordinary Unspecifiable Service	$10,000	
Hutchins, Myer & Dileto, PA	FY 2013	Professional Services	2013 Audit	$17,000	
Administrative					
Maraziti, Falcon & Healey, LLP - 2014	FY 2014	General Counsel	No Political Contributions Allowed	$1,500/month Retainer fee plus hourly rates	
Schwartz Simon Edelstein & Celso (SSE&C) LLC	FY 2014	Labor Attorney	No Political Contributions Allowed	$195/hour/Partners $175/hour/Associates $100/hour/Paralegals	

SBRSA CONSULTANTS 2014

Contract includes the copper study – this contract will be closed out once we receive NJDEP's final decision.

Contracts to be Awarded	Project Inception Date	Contract Type	*Contract Award*	*Contract/ Amendment Amount*	*Comments*

STONY BROOK REGIONAL SEWERAGE AUTHORITY

Planning and Administration

CAPACITY STATUS REPORT

April 2014

MUNICIPALITY	Total Inoperative Flow to Date (gpd) *(1)*	Most Current 12 Month Avg. Daily Flow (gpd) *(2) (3)*	Total Committed Flow (gpd)	Plant Permitted Capacity (gpd)	Available Capacity (gpd)	Percent of Available Capacity
Princeton	199,005	3,277,123				
West Windsor Township	399,808	2,301,541				
South Brunswick Township	329,352	4,061,452				
RIVER RD PLANT TOTALS	928,164	9,640,116	10,568,280	13,060,000	2,491,720	19.08%
Hopewell Borough Plant	1,200	238,580	239,780	300,000	60,220	20.07%
Pennington Borough Plant *(4)*	17,719	266,308	284,027	300,000	15,973	5.32%

(1) Inoperative Overstated: Some projects will not be built.
(2) Current Flow Understated: Some projects not entirely connected.
(3) Figures represent the adjusted flow values.
(4) Bristol-Myers Squibb has an approved flow of 25,000 gpd - their current 12-month ADF is 7,281 gpd.
The difference of the approved flow (25,000 gpd) and the 12-month ADF (7,281 gpd) is included in the Total Inoperative Flow to Date.
Currently there is no other Inoperative flow associated with the Pennington STP other than BMS.

River Road 12 Month Averages for Daily Flow and Rainfall

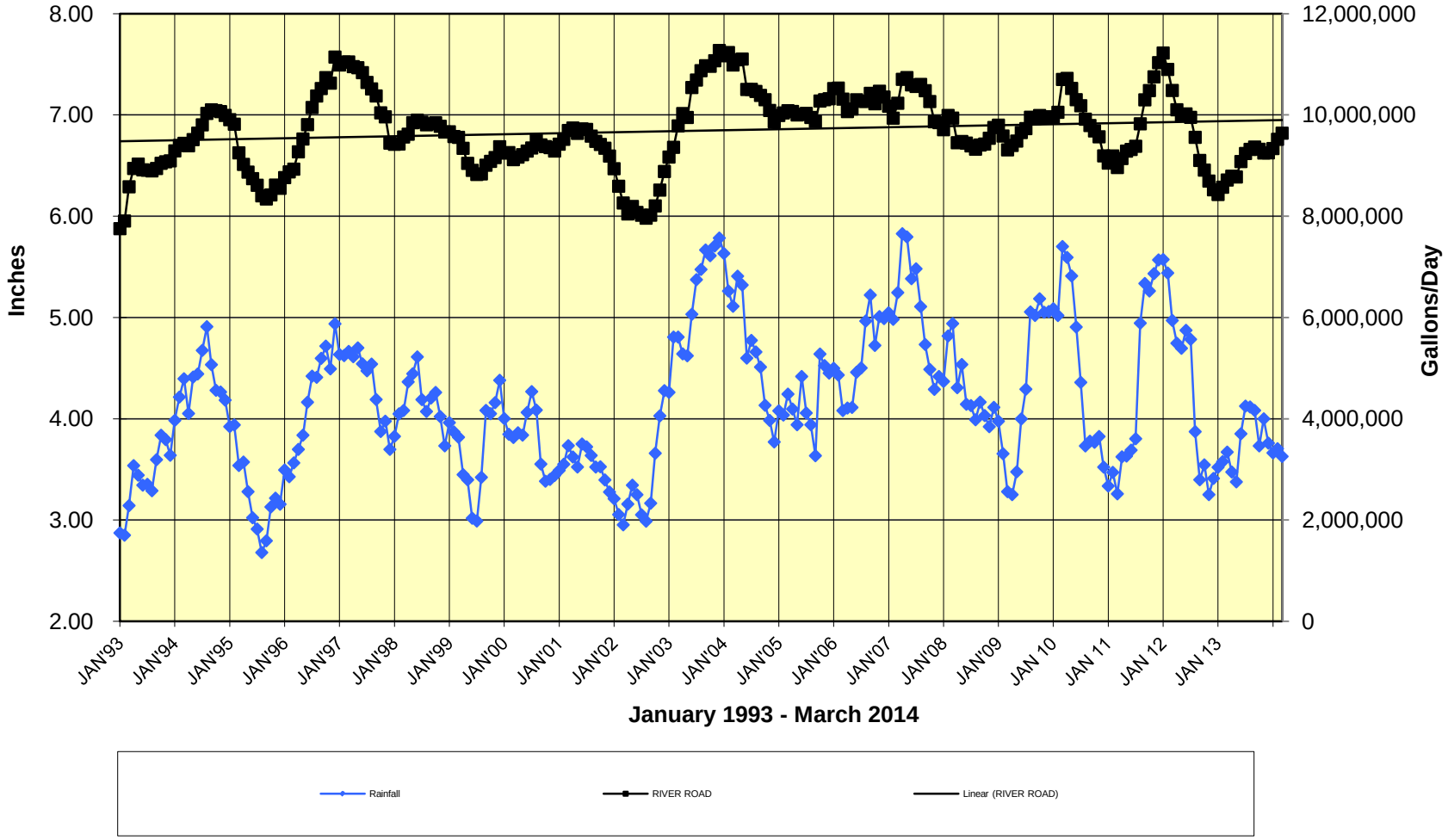

RIVER ROAD 12 MONTH AVERAGE DAILY FLOWS

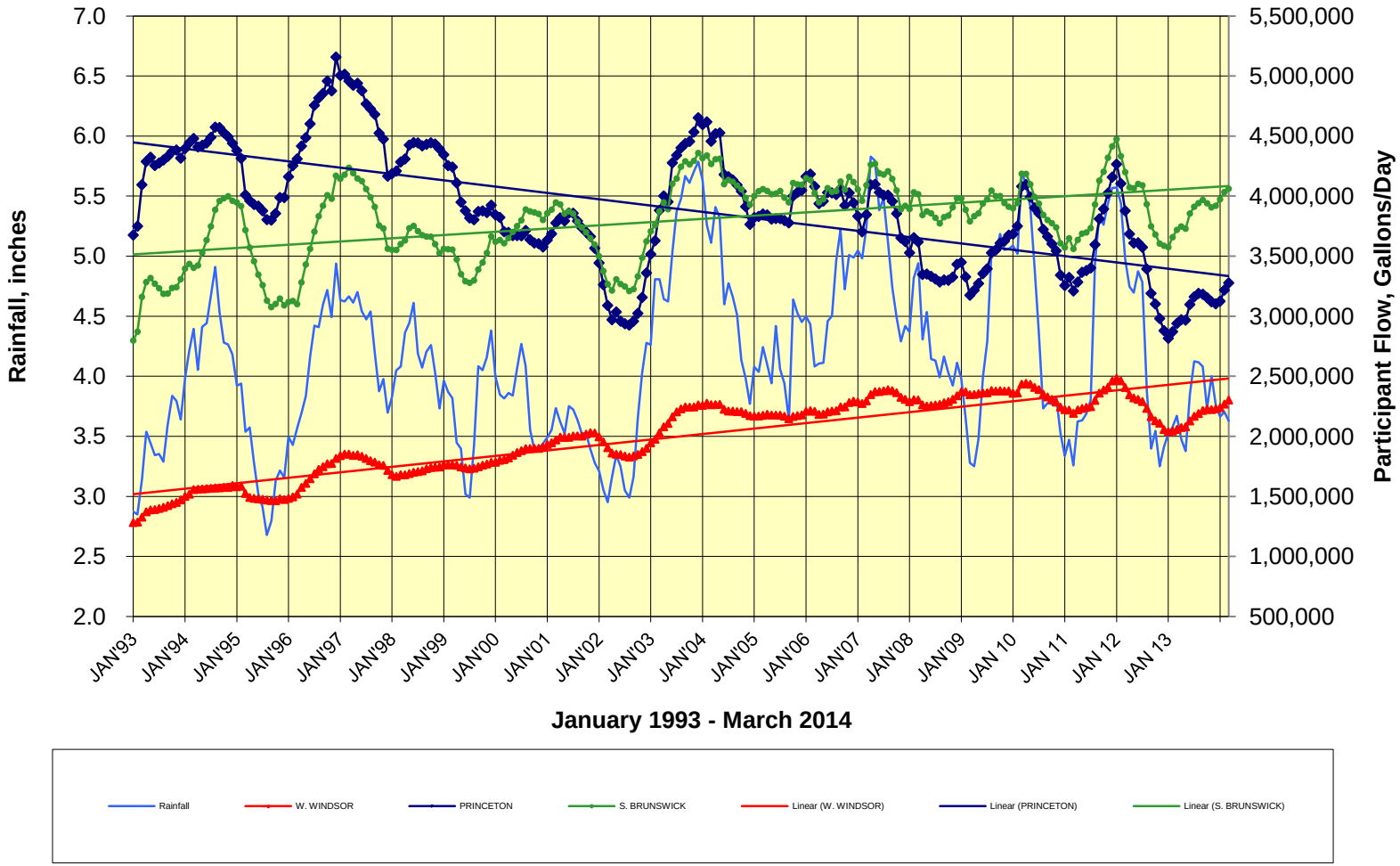

UPSTREAM 12 MONTH AVERAGE DAILY FLOWS

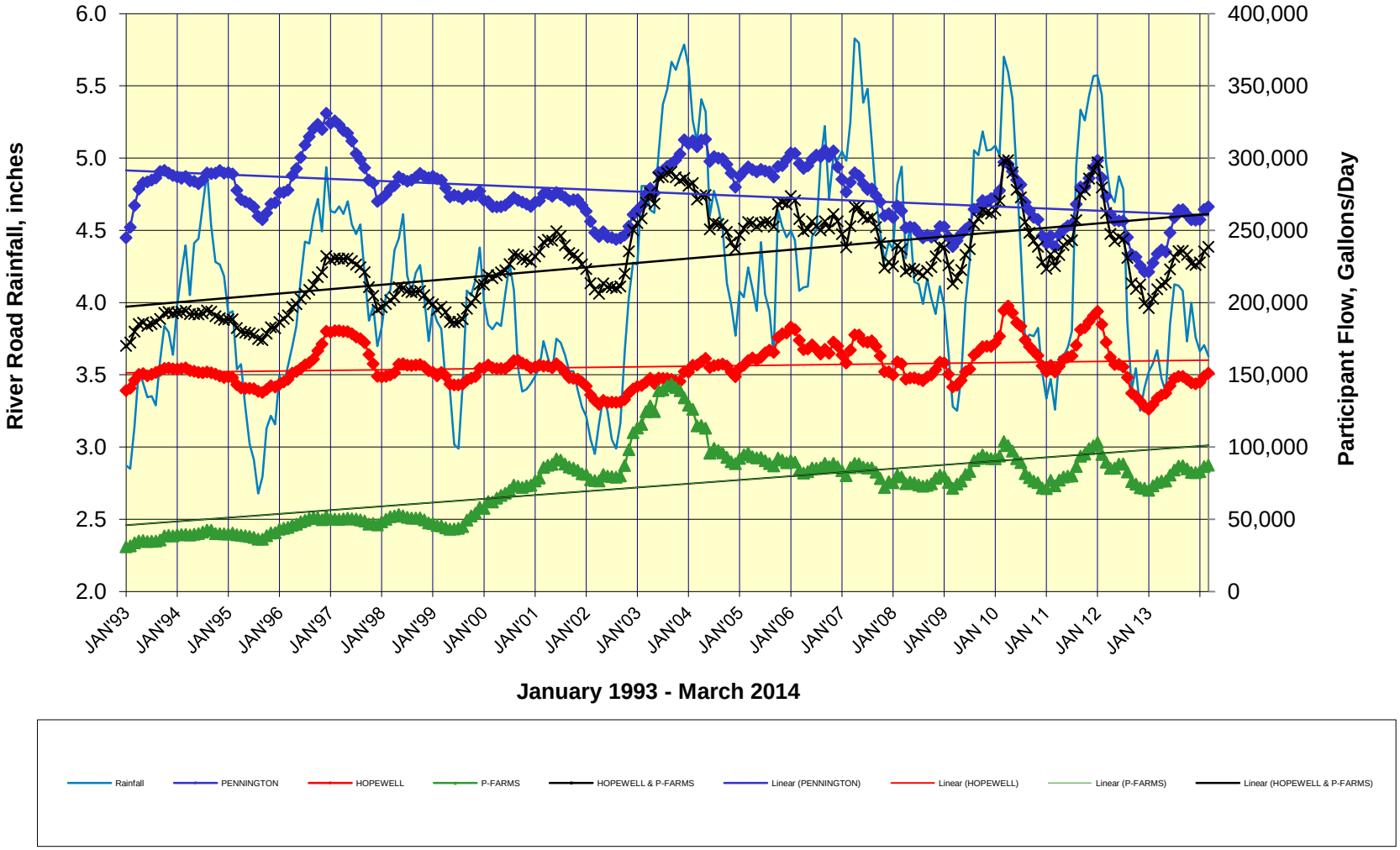

MONTH/ YEAR	PRINCETON	MOVING 12 MONTH AVERAGE	SOUTH BRUNSWICK	MOVING 12 MONTH AVERAGE	WEST WINDSOR	MOVING 12 MONTH AVERAGE	MONTH/ YEAR	TOTAL FLOW	RIVER ROAD STP MOVING 12 MONTH TOTAL	TOTAL RAIN FALL	MOVING 12 MONTH AVERAGE	PENNINGTON BORO/STP FLOW	PENNINGTON MOVING 12 MONTH AVERAGE	MOVING 3 MONTH AVERAGE	HOPEWELL BORO FLOW	MOVING 12 MONTH AVERAGE	PRINCETOI FARMS FLOW	MOVING 12 MONTH AVERAGE	HOPEWELL STP FLOW	HOPEWELL MOVING 12 MONTH AVERAGE
MAR	8,698,311	4,479,470	6,239,479	3,403,280	2,323,894	1,556,565	MAR	17,261,685	9,439,315	7.12	4.40	456,657	287,259	352,472	220,821	154,792	58,094	39,485	278,915	194,276
APR	5,407,292	4,409,194	4,617,173	3,422,875	1,818,983	1,559,358	APR	11,843,447	9,391,427	2.43	4.05	330,099	284,243	362,808	161,401	152,934	37,665	39,057	199,066	191,991
MAY	3,969,120	4,423,114	3,941,343	3,527,801	1,457,886	1,562,040	MAY	9,368,349	9,512,955	5.28	4.41	271,993	283,912	352,916	136,020	152,462	37,713	39,627	173,733	192,088
JUN	3,401,070	4,442,302	3,586,291	3,633,421	1,384,258	1,564,702	JUN	8,371,619	9,640,425	4.46	4.44	238,967	282,268	280,353	127,245	151,685	34,290	40,107	161,535	191,791
JUL	3,598,924	4,489,193	3,565,954	3,747,830	1,336,715	1,567,458	JUL	8,501,593	9,804,482	6.13	4.68	256,620	284,830	255,860	130,191	151,370	40,195	41,170	170,386	192,540
AUG	3,925,462	4,573,799	3,825,447	3,885,804	1,342,328	1,570,458	AUG	9,093,237	10,030,061	5.28	4.91	278,449	289,684	258,012	138,601	151,968	43,156	42,484	181,757	194,452
SEP	3,351,705	4,570,573	3,304,204	3,959,240	1,382,792	1,570,819	SEP	8,038,701	10,100,631	2.08	4.53	253,386	289,244	262,818	133,935	151,364	33,120	42,356	167,055	193,720
OCT	3,164,738	4,527,823	3,130,608	3,981,828	1,461,871	1,575,351	OCT	7,757,216	10,085,002	0.97	4.28	242,006	289,551	257,947	130,869	150,481	31,398	40,055	162,267	190,536
NOV	3,401,943	4,493,748	3,339,481	3,998,507	1,423,306	1,573,879	NOV	8,164,730	10,066,134	4.28	4.26	262,570	291,406	252,654	135,481	149,165	36,765	39,988	172,246	189,153
DEC	3,986,159	4,439,227	3,772,450	3,961,058	1,704,243	1,590,528	DEC 94	9,462,852	9,990,813	2.98	4.18	283,475	289,582	262,684	152,222	148,150	42,460	39,879	194,682	188,029
JAN'95	4,578,973	4,379,439	3,921,881	3,947,085	1,695,821	1,579,889	JAN 95	10,196,675	9,906,413	3.03	3.92	304,265	290,013	283,437	159,445	148,656	45,508	39,767	204,953	188,423
FEB	4,288,812	4,314,376	3,753,272	3,916,465	1,706,848	1,586,579	FEB	9,748,933	9,817,420	3.23	3.94	290,155	289,054	292,632	150,073	148,025	44,261	40,385	194,334	188,411
MAR	5,049,106	4,010,275	3,844,556	3,716,888	1,576,722	1,524,314	MAR	10,470,384	9,251,478	2.31	3.54	320,527	277,709	304,982	161,802	143,107	44,506	39,253	206,309	182,360
APR	4,821,414	3,961,452	2,868,427	3,571,159	1,415,367	1,490,680	APR	9,105,208	9,023,291	2.84	3.57	253,685	271,341	288,122	134,653	140,878	34,200	38,964	168,853	179,842
MAY	3,591,122	3,929,952	2,579,022	3,457,633	1,370,186	1,483,372	MAY	7,540,329	8,870,956	1.77	3.28	252,995	269,758	275,736	133,154	140,639	32,835	38,558	165,990	179,197
JUN	3,239,436	3,916,483	2,243,019	3,345,693	1,341,348	1,479,796	JUN	6,823,804	8,741,972	1.37	3.02	224,955	268,591	243,878	127,322	140,646	28,800	38,100	156,122	178,746
JUL	3,125,676	3,877,045	2,516,322	3,258,224	1,289,859	1,475,891	JUL	6,931,857	8,611,161	4.79	2.91	227,037	266,125	234,996	126,508	140,339	32,226	37,436	158,734	177,775
AUG	3,047,272	3,803,863	2,282,447	3,129,641	1,263,102	1,469,289	AUG	6,592,821	8,402,792	2.50	2.68	202,508	259,797	218,167	117,354	138,568	28,568	36,221	145,921	174,789
SEP	3,306,472	3,800,093	2,652,731	3,075,351	1,332,648	1,465,110	SEP	7,291,851	8,340,555	3.47	2.80	224,254	257,369	217,933	124,930	137,818	32,269	36,150	157,199	173,967
OCT	3,825,172	3,855,130	3,450,579	3,102,016	1,442,707	1,463,513	OCT	8,718,457	8,420,658	4.98	3.13	297,765	262,016	241,509	155,734	139,890	60,968	38,614	216,701	178,504
NOV	4,994,847	3,987,872	3,874,907	3,146,634	1,625,878	1,480,394	NOV	10,495,632	8,614,900	5.32	3.22	337,531	268,263	286,517	165,551	142,396	59,580	40,515	225,131	182,911
DEC	3,982,992	3,987,608	3,096,594	3,090,313	1,622,870	1,473,613	DEC 95	8,702,457	8,551,534	2.26	3.16	293,765	269,120	309,687	142,060	141,549	44,184	40,659	186,244	182,208
JAN'96	6,661,150	4,161,122	4,259,792	3,118,472	1,808,719	1,483,021	JAN 96	12,729,661	8,762,616	7.09	3.49	387,452	276,052	339,582	182,200	143,445	74,973	43,114	257,173	186,559
FEB	5,397,714	4,253,531	3,852,794	3,126,766	1,855,049	1,495,371	FEB	11,105,557	8,875,668	2.43	3.43	293,009	276,290	324,742	169,419	145,057	51,672	43,732	221,092	188,789
MAR	5,724,533	4,309,817	3,531,045	3,100,640	1,858,571	1,518,859	MAR	11,114,150	8,929,315	3.95	3.56	339,391	277,862	339,951	182,264	146,762	52,354	44,386	234,618	191,148
APR	6,099,315	4,416,308	5,034,886	3,281,178	2,080,809	1,574,312	APR	13,215,010	9,271,799	4.44	3.70	374,983	287,970	335,794	187,499	151,166	51,786	45,851	239,285	197,017
MAY	4,431,964	4,486,378	4,369,491	3,430,384	1,771,401	1,607,747	MAY	10,572,856	9,524,509	3.45	3.84	309,789	292,703	341,388	146,840	152,307	41,545	46,577	188,385	198,884
JUN	4,621,070	4,601,515	3,802,777	3,560,364	1,810,533	1,646,845	JUN	10,234,380	9,808,724	5.28	4.16	317,591	300,423	334,121	151,985	154,362	48,852	48,248	200,837	202,610
JUL	4,973,678	4,755,515	4,240,872	3,704,076	1,776,972	1,687,438	JUL	10,991,522	10,147,029	7.88	4.42	330,869	309,076	319,417	156,270	156,842	44,263	49,251	200,533	206,093
AUG	3,783,005	4,816,826	3,823,922	3,832,533	1,714,120	1,725,023	AUG	9,321,046	10,374,381	2.36	4.41	271,589	314,832	306,683	134,798	158,296	43,292	50,478	178,091	208,774
SEP	3,759,235	4,854,556	3,702,131	3,919,983	1,595,740	1,746,947	SEP	9,057,105	10,521,486	5.72	4.60	290,817	320,379	297,758	155,952	160,881	41,585	51,254	197,537	212,135
OCT	5,065,575	4,957,923	4,498,505	4,007,310	1,738,639	1,771,608	OCT	11,302,719	10,736,841	6.43	4.72	333,932	323,393	298,779	224,671	166,626	57,876	50,997	282,547	217,623
NOV	4,012,291	4,876,043	3,522,859	3,977,972	1,655,219	1,774,053	NOV	9,190,368	10,628,069	2.62	4.49	293,877	319,755	306,209	221,768	171,310	44,091	49,706	265,859	221,017
DEC	7,361,416	5,157,579	5,395,298	4,169,531	2,125,377	1,815,929	DEC 96	14,882,091	11,143,039	7.60	4.94	428,711	331,001	352,173	247,735	180,117	72,473	52,063	320,208	232,180
JAN'97	4,822,564	5,004,363	3,953,524	4,144,009	2,077,635	1,838,339	JAN 97	10,853,723	10,986,711	3.45	4.63	303,827	324,032	342,138	174,172	179,448	51,474	50,105	225,646	229,553
FEB	5,518,606	5,014,438	4,259,780	4,177,924	2,013,371	1,851,532	FEB	11,791,757	11,043,894	2.30	4.62	313,587	325,747	348,708	181,683	180,470	51,396	50,082	233,079	230,552
MAR	5,047,535	4,958,021	4,226,406	4,235,871	1,868,151	1,852,330	MAR	11,142,092	11,046,223	4.45	4.67	307,736	323,109	308,383	182,938	180,526	49,776	49,867	232,714	230,393
APR	5,673,933	4,922,573	4,492,590	4,190,680	1,944,329	1,840,957	APR	12,110,851	10,954,209	3.81	4.61	327,204	319,127	316,176	181,088	179,992	55,890	50,209	236,978	230,201
MAY	4,630,212	4,939,093	3,842,849	4,146,793	1,839,495	1,846,632	MAY	10,312,556	10,932,518	4.50	4.70	287,210	317,246	307,384	145,264	179,860	47,633	50,717	192,898	230,577
JUN	3,877,179	4,877,102	3,537,716	4,124,704	1,651,797	1,833,404	JUN	9,066,692	10,835,210	3.39	4.54	252,383	311,812	288,933	134,533	178,406	44,199	50,329	178,732	228,735
JUL	3,661,554	4,767,759	3,444,091	4,058,306	1,565,235	1,815,759	JUL	8,670,881	10,641,824	7.05	4.47	226,158	303,086	255,251	129,407	176,167	42,068	50,146	171,475	226,314
AUG	3,288,768	4,726,572	3,009,336	3,990,424	1,490,360	1,797,112	AUG	7,788,464	10,514,108	3.16	4.54	220,610	298,838	233,050	119,901	174,926	35,731	49,516	155,633	224,442
SEP	3,202,328	4,680,163	2,735,838	3,909,899	1,451,130	1,785,062	SEP	7,389,297	10,375,124	1.52	4.19	223,951	293,266	223,573	123,719	172,240	32,760	48,781	156,479	221,021
OCT	3,191,999	4,524,032	2,641,778	3,755,172	1,466,048	1,762,346	OCT	7,299,825	10,041,550	2.64	3.87	232,333	284,799	225,631	125,953	164,013	32,204	46,641	158,157	210,655
NOV	3,414,922	4,474,251	3,222,459	3,730,139	1,604,706	1,758,136	NOV	8,242,087	9,962,526	3.84	3.98	270,831	282,879	242,372	145,003	157,616	49,329	47,078	194,332	204,694
DEC	3,660,262	4,165,822	3,375,613	3,561,832	1,616,816	1,715,756	DEC 97	8,652,691	9,443,410	4.26	3.70	274,182	270,001	259,115	143,456	148,926	60,567	46,086	204,023	195,012

MONTH/ YEAR	PRINCETON	MOVING 12 MONTH AVERAGE	SOUTH BRUNSWICK	MOVING 12 MONTH AVERAGE	WEST WINDSOR	MOVING 12 MONTH AVERAGE	MONTH/ YEAR	TOTAL FLOW	RIVER ROAD STP MOVING 12 MONTH TOTAL	TOTAL RAIN FALL	MOVING 12 MONTH AVERAGE	PENNINGTON BORO/STP FLOW	PENNINGTON MOVING 12 MONTH AVERAGE	MOVING 3 MONTH AVERAGE	HOPEWELL BORO FLOW	MOVING 12 MONTH AVERAGE	PRINCETON FARMS FLOW	MOVING 12 MONTH AVERAGE	HOPEWELL STP FLOW	HOPEWELL MOVING 12 MONTH AVERAGE
JAN'98	5,074,533	4,186,819	3,847,182	3,552,970	1,656,021	1,680,622	JAN 98	10,577,736	9,420,411	4.99	3.83	328,253	272,037	291,089	169,176	148,510	77,355	48,242	246,531	196,753
FEB	5,780,407	4,208,636	4,244,156	3,551,668	1,842,532	1,666,385	FEB	11,867,096	9,426,689	4.97	4.05	346,716	274,797	316,384	186,856	148,941	72,722	50,019	259,578	198,961
MAR	5,951,431	4,283,961	4,811,175	3,600,399	2,034,965	1,680,286	MAR	12,797,571	9,564,646	4.85	4.08	356,836	278,889	343,935	194,129	149,874	70,439	51,741	264,568	201,615
APR	5,975,157	4,309,063	4,855,264	3,630,621	1,937,892	1,679,750	APR	12,768,313	9,619,434	7.20	4.36	352,878	281,029	352,143	199,825	151,435	61,448	52,205	261,274	203,640
MAY	6,017,325	4,424,656	5,063,137	3,732,312	1,960,258	1,689,813	MAY	13,040,720	9,846,781	5.46	4.44	358,882	287,001	356,199	215,996	157,330	60,238	53,255	276,234	210,585
JUN	4,121,668	4,445,030	3,771,293	3,751,777	1,779,564	1,700,461	JUN	9,672,525	9,897,267	5.39	4.61	233,685	285,443	315,148	138,598	157,668	33,642	52,375	172,240	210,044
JUL	3,634,430	4,442,769	2,920,283	3,708,126	1,632,881	1,706,098	JUL	8,187,594	9,856,993	1.99	4.19	208,563	283,977	267,043	116,970	156,632	29,926	51,364	146,896	207,995
AUG	2,991,968	4,418,036	2,612,090	3,675,022	1,566,708	1,712,460	AUG	7,170,765	9,805,518	1.75	4.07	230,308	284,785	224,185	116,903	156,382	28,681	50,776	145,584	207,158
SEP	3,357,381	4,430,957	2,590,624	3,662,921	1,665,868	1,730,355	SEP	7,613,873	9,824,233	3.12	4.21	246,857	286,694	228,576	127,971	156,736	32,760	50,776	160,731	207,512
OCT	3,345,248	4,443,728	2,629,681	3,661,913	1,581,704	1,739,993	OCT	7,556,634	9,845,634	3.30	4.26	264,710	289,392	247,292	130,404	157,107	33,785	50,908	164,189	208,015
NOV	3,287,654	4,433,122	2,477,764	3,599,855	1,643,667	1,743,240	NOV	7,409,084	9,776,217	0.98	4.02	246,781	287,388	252,783	126,902	155,599	33,039	49,550	159,941	205,149
DEC	3,177,708	4,392,909	2,485,976	3,525,719	1,631,880	1,744,495	DEC 98	7,295,564	9,663,123	0.79	3.73	261,490	286,330	257,660	109,900	152,802	35,753	47,482	145,653	200,285
JAN'99	4,496,600	4,344,748	4,270,367	3,560,984	1,858,219	1,761,345	JAN 99	10,625,186	9,667,077	7.74	3.96	341,090	287,400	283,120	156,967	151,785	72,312	47,062	229,279	198,847
FEB	4,686,379	4,253,579	4,203,334	3,557,582	1,854,707	1,762,359	FEB	10,744,421	9,573,521	3.87	3.87	326,478	285,713	309,686	156,938	149,292	56,170	45,683	213,108	194,975
MAR	5,811,813	4,241,944	4,768,952	3,554,064	2,023,037	1,761,365	MAR	12,603,802	9,557,373	4.22	3.82	344,432	284,679	337,333	222,149	151,627	67,616	45,448	289,765	197,074
APR	4,385,125	4,109,442	3,876,556	3,472,505	1,909,855	1,759,029	APR	10,171,536	9,340,975	2.77	3.45	287,500	279,231	319,470	171,225	149,244	44,865	44,066	216,090	193,309
MAY	4,097,084	3,949,422	3,586,858	3,349,482	1,790,666	1,744,896	MAY	9,474,608	9,043,799	4.84	3.40	286,231	273,177	306,054	147,865	143,566	48,624	43,098	196,489	186,664
JUN	3,262,410	3,877,817	3,073,675	3,291,347	1,680,909	1,736,675	JUN	8,016,994	8,905,838	0.84	3.02	247,588	274,336	273,773	131,371	142,964	35,758	43,274	167,129	186,238
JUL	2,912,673	3,817,670	2,758,864	3,277,895	1,540,486	1,728,975	JUL	7,212,023	8,824,541	1.66	2.99	198,597	273,505	244,139	116,889	142,957	35,546	43,742	152,435	186,699
AUG	2,817,775	3,803,154	2,851,440	3,297,841	1,634,153	1,734,596	AUG	7,303,368	8,835,591	6.93	3.42	211,279	271,919	219,155	124,167	143,562	43,029	44,938	167,196	188,500
SEP	4,181,345	3,871,818	3,681,763	3,388,769	1,808,544	1,746,486	SEP	9,671,652	9,007,073	11.05	4.08	282,048	274,852	230,642	160,876	146,304	86,711	49,434	247,587	195,738
OCT	3,408,140	3,877,059	3,324,739	3,446,691	1,740,524	1,759,721	OCT	8,473,404	9,083,470	2.91	4.05	251,117	273,719	248,148	146,464	147,643	67,892	52,276	220,304	199,919
NOV	3,115,988	3,862,753	3,431,286	3,526,151	1,758,823	1,769,317	NOV	8,306,098	9,158,221	2.29	4.16	253,188	274,253	262,118	140,551	148,780	55,301	54,131	195,852	202,912
DEC	3,914,066	3,924,117	4,145,512	3,664,446	1,799,044	1,783,247	DEC 99	9,858,621	9,371,809	3.44	4.38	295,961	277,126	266,755	177,995	154,455	84,976	58,233	262,971	212,688
JAN'00	3,520,178	3,842,748	3,735,255	3,619,853	1,868,942	1,784,141	JAN 00	9,124,375	9,246,742	3.20	4.00	264,910	270,777	271,353	160,528	154,751	63,946	57,536	224,474	212,288
FEB	4,439,331	3,822,161	4,368,784	3,633,640	2,049,823	1,800,401	FEB	10,857,938	9,256,202	2.01	3.85	316,710	269,963	292,527	180,582	156,722	113,479	62,312	294,061	219,034
MAR	4,388,869	3,703,582	4,455,032	3,607,480	2,093,316	1,806,257	MAR	10,937,217	9,117,320	3.84	3.82	300,975	266,342	294,198	199,931	154,870	63,459	61,965	263,390	216,836
APR	4,309,474	3,697,278	4,388,880	3,650,174	2,071,822	1,819,754	APR	10,770,176	9,167,206	3.33	3.86	286,085	266,224	301,257	163,743	154,247	76,821	64,628	240,564	218,875
MAY	3,781,656	3,670,992	4,201,377	3,701,384	2,065,137	1,842,627	MAY	10,048,169	9,215,003	4.56	3.84	288,129	266,382	291,730	149,490	154,382	71,020	66,495	220,510	220,877
JUN	3,263,554	3,671,087	3,661,632	3,750,380	1,950,094	1,865,059	JUN	8,875,281	9,286,527	3.53	4.06	259,726	267,394	277,980	129,942	154,263	54,261	68,037	184,203	222,300
JUL	2,887,122	3,668,958	3,334,876	3,798,381	1,724,647	1,880,406	JUL	7,946,645	9,347,745	4.13	4.27	227,551	269,807	258,469	144,103	156,531	59,692	70,049	203,794	226,580
AUG	3,354,246	3,713,664	3,933,628	3,888,564	1,845,169	1,897,991	AUG	9,133,043	9,500,218	4.74	4.09	246,306	272,726	244,528	162,440	159,720	86,134	73,641	248,574	233,361
SEP	3,261,421	3,637,004	3,493,274	3,872,856	1,813,917	1,898,438	SEP	8,568,612	9,408,298	4.65	3.55	258,787	270,787	244,215	164,023	159,983	76,995	72,831	241,018	232,814
OCT	3,077,696	3,609,467	3,223,672	3,864,434	1,767,013	1,900,646	OCT	8,068,380	9,374,546	0.88	3.38	236,187	269,543	247,093	123,904	158,103	58,290	72,031	182,193	230,134
NOV	3,050,518	3,604,011	3,273,573	3,851,291	1,745,071	1,899,500	NOV	8,069,162	9,354,802	2.50	3.40	236,720	268,171	243,898	124,753	156,786	68,517	73,132	193,270	229,919
DEC	3,581,346	3,576,284	3,543,404	3,801,116	1,924,628	1,909,965	DEC 00	9,049,379	9,287,365	3.91	3.44	276,077	266,514	249,662	153,167	154,717	89,740	73,530	242,907	228,247
JAN'01	4,211,345	3,633,882	4,405,976	3,857,009	2,131,868	1,931,875	JAN 01	10,749,189	9,422,766	3.80	3.49	300,838	269,508	271,212	169,184	155,439	99,774	76,515	268,958	231,954
FEB	5,062,540	3,685,816	4,724,468	3,886,649	2,225,068	1,946,479	FEB	12,012,076	9,518,944	2.74	3.55	327,952	270,445	301,623	195,118	156,650	137,652	78,530	332,769	235,179
MAR	5,473,527	3,776,204	5,177,950	3,946,892	2,375,029	1,969,955	MAR	13,026,505	9,693,051	6.04	3.73	360,239	275,383	329,676	192,047	155,993	151,884	85,898	343,931	241,891
APR	4,816,148	3,818,427	4,193,492	3,930,610	2,348,231	1,992,989	APR	11,357,871	9,742,026	1.99	3.62	287,707	275,518	325,299	164,862	156,086	94,532	87,374	259,393	243,460
MAY	3,474,334	3,792,816	3,271,404	3,853,112	2,036,552	1,990,607	MAY	8,782,291	9,636,536	3.37	3.52	264,419	273,542	304,122	134,086	154,802	78,605	88,006	212,690	242,808
JUN	4,054,762	3,858,750	3,912,200	3,873,993	1,961,916	1,991,592	JUN	9,928,878	9,724,336	6.26	3.75	290,915	276,142	281,014	164,478	157,680	98,438	91,688	262,916	249,368
JUL	2,866,958	3,857,070	3,095,859	3,854,075	1,859,488	2,002,829	JUL	7,822,305	9,713,974	3.79	3.72	210,379	274,711	255,238	114,426	155,207	50,534	90,924	164,959	246,132
AUG	2,579,819	3,792,534	3,111,440	3,785,559	1,856,222	2,003,750	AUG	7,547,480	9,581,844	3.72	3.64	223,988	272,851	241,761	117,986	151,503	53,621	88,215	171,607	239,718
SEP	2,594,326	3,736,943	2,946,309	3,739,979	1,787,552	2,001,553	SEP	7,328,186	9,478,475	3.28	3.52	229,921	270,445	221,429	122,846	148,071	52,772	86,196	175,618	234,268
OCT	2,646,430	3,701,004	2,722,045	3,698,177	1,965,830	2,018,121	OCT	7,334,306	9,417,302	0.91	3.53	245,113	271,189	233,007	116,978	147,494	48,944	85,418	165,922	232,912
NOV	2,594,733	3,663,022	2,688,171	3,649,393	1,892,532	2,030,410	NOV	7,175,437	9,342,825	0.94	3.40	236,937	271,207	237,324	118,656	146,986	50,670	83,930	169,326	230,916

MONTH/ YEAR	PRINCETON	MOVING 12 MONTH AVERAGE	SOUTH BRUNSWICK	MOVING 12 MONTH AVERAGE	WEST WINDSOR	MOVING 12 MONTH AVERAGE	MONTH/ YEAR	TOTAL FLOW	RIVER ROAD STP MOVING 12 MONTH TOTAL	TOTAL RAIN FALL	MOVING 12 MONTH AVERAGE	PENNINGTON BORO/STP FLOW	PENNINGTON MOVING 12 MONTH AVERAGE	MOVING 3 MONTH AVERAGE	HOPEWELL BORO FLOW	MOVING 12 MONTH AVERAGE	PRINCETOI FARMS FLOW	MOVING 12 MONTH AVERAGE	HOPEWELL STP FLOW	HOPEWELL MOVING 12 MONTH AVERAGE
DEC	2,418,311	3,566,103	2,893,097	3,595,201	1,886,115	2,027,200	DEC 01	7,197,523	9,188,504	2.48	3.28	229,243	267,304	237,098	128,098	144,897	60,724	81,512	188,821	226,409
JAN'02	2,738,669	3,443,380	3,253,897	3,499,194	1,755,182	1,995,810	JAN 02	7,747,748	8,938,384	3.01	3.21	251,729	263,212	239,303	136,400	142,165	94,622	81,083	231,022	223,248
FEB	2,884,510	3,261,877	3,245,365	3,375,936	1,723,619	1,954,022	FEB	7,853,494	8,591,835	0.86	3.05	243,158	256,146	241,377	121,897	136,063	92,706	77,337	214,604	213,401
MAR	3,401,761	3,089,230	3,871,364	3,267,054	1,787,328	1,905,047	MAR	9,060,453	8,261,331	4.82	2.95	267,885	248,449	254,257	146,918	132,303	145,180	76,779	292,098	209,081
APR	3,394,907	2,970,793	3,551,561	3,213,559	1,816,301	1,860,720	APR	8,762,768	8,045,072	4.45	3.16	254,015	245,642	255,019	131,748	129,543	91,395	76,517	223,142	206,060
MAY	4,246,869	3,035,171	4,393,800	3,307,092	1,913,242	1,850,444	MAY	10,553,911	8,192,707	5.61	3.34	304,167	248,954	275,356	166,825	132,271	132,252	80,988	299,078	213,259
JUN	3,135,478	2,958,564	3,438,446	3,267,613	1,934,363	1,848,148	JUN	8,508,287	8,074,325	5.13	3.25	247,302	245,320	268,495	147,590	130,864	84,753	79,848	232,343	210,712
JUL	2,606,643	2,936,871	2,850,595	3,247,174	1,709,839	1,835,677	JUL	7,167,077	8,019,723	1.41	3.05	206,450	244,992	252,640	116,836	131,065	47,006	79,554	163,843	210,619
AUG	2,448,990	2,925,969	2,656,532	3,209,265	1,743,316	1,826,268	AUG	6,848,838	7,961,502	2.96	2.99	208,751	243,723	220,834	116,163	130,913	48,212	79,103	164,375	210,016
SEP	2,983,185	2,958,374	3,136,033	3,225,076	1,918,284	1,837,163	SEP	8,037,503	8,020,612	5.41	3.17	241,760	244,709	218,987	125,614	131,143	63,824	80,024	189,437	211,167
OCT	3,427,505	3,023,463	3,995,638	3,331,208	2,106,025	1,848,846	OCT	9,529,168	8,203,517	6.83	3.66	268,796	246,683	239,769	136,941	132,807	135,321	87,222	272,261	220,029
NOV	4,189,591	3,156,368	4,558,783	3,487,093	2,176,792	1,872,534	NOV	10,925,166	8,515,995	5.37	4.03	309,420	252,723	273,325	172,616	137,304	181,821	98,151	354,437	235,455
DEC	4,862,425	3,360,044	4,527,877	3,623,324	2,216,518	1,900,067	DEC 02	11,606,820	8,883,436	5.47	4.28	327,075	260,876	301,763	162,773	140,193	202,008	109,925	364,781	250,118
JAN'03	4,611,798	3,516,138	4,256,291	3,706,857	2,299,808	1,945,453	JAN 03	11,167,897	9,168,448	2.81	4.26	289,842	264,052	308,779	156,857	141,898	133,045	113,127	289,902	255,025
FEB	4,232,893	3,628,504	3,846,967	3,756,991	2,079,477	1,975,108	FEB	10,159,337	9,360,602	7.41	4.81	278,456	266,993	298,458	129,834	142,560	123,298	115,676	253,133	258,236
MAR	6,435,343	3,881,302	5,273,587	3,873,842	2,432,001	2,028,831	MAR	14,140,931	9,783,975	4.82	4.81	362,951	274,915	310,416	174,108	144,825	250,495	124,452	424,603	269,278
APR	4,832,474	4,001,099	4,433,822	3,947,364	2,418,618	2,079,024	APR	11,684,915	10,027,487	2.46	4.64	303,031	279,000	314,813	164,607	147,564	139,618	128,471	304,226	276,035
MAY	3,662,791	3,952,426	3,716,837	3,890,951	2,249,101	2,107,012	MAY	9,628,729	9,950,389	5.38	4.62	266,573	275,867	310,852	123,228	143,931	84,510	124,492	207,738	268,423
JUN	7,027,940	4,276,798	5,977,750	4,102,559	2,595,869	2,162,137	JUN	15,601,559	10,541,495	10.05	5.03	417,224	290,027	328,943	192,919	147,708	258,130	138,941	451,049	286,649
JUL	3,366,134	4,340,089	3,369,984	4,145,842	2,202,068	2,203,156	JUL	8,938,186	10,689,087	5.51	5.37	222,403	291,357	302,067	114,078	147,478	54,501	139,565	168,580	287,043
AUG	3,184,783	4,401,405	3,838,850	4,244,368	2,044,574	2,228,261	AUG	9,068,206	10,874,035	4.17	5.47	242,782	294,193	294,136	115,465	147,420	81,915	142,374	197,381	289,794
SEP	3,416,533	4,437,517	3,680,155	4,289,712	2,112,468	2,244,443	SEP	9,209,155	10,971,672	7.72	5.67	265,496	296,171	243,560	117,990	146,785	81,238	143,825	199,228	290,610
OCT	3,635,280	4,454,832	3,686,838	4,263,978	2,079,609	2,242,242	OCT	9,401,727	10,961,052	6.15	5.61	298,785	298,670	269,021	120,802	145,440	104,459	141,253	225,261	286,693
NOV	5,130,902	4,533,275	4,907,458	4,293,035	2,199,126	2,244,103	NOV	12,237,486	11,070,412	6.53	5.71	358,940	302,796	307,740	172,618	145,440	154,963	139,015	327,581	284,455
DEC	6,288,625	4,652,125	5,317,593	4,358,844	2,427,732	2,261,704	DEC 03	14,033,950	11,272,673	6.41	5.78	445,180	312,639	367,635	243,438	152,162	142,291	134,039	385,729	286,201
JAN'04	3,930,959	4,595,388	3,734,613	4,315,371	2,247,170	2,257,318	JAN 04	9,912,741	11,168,077	0.98	5.63	258,037	309,988	354,052	152,616	151,809	72,363	128,982	224,979	280,790
FEB	4,502,561	4,617,860	4,126,482	4,338,664	2,300,766	2,275,759	FEB	10,929,809	11,232,283	2.96	5.26	302,378	311,982	335,198	187,140	156,584	88,543	126,086	275,683	282,670
MAR	4,497,758	4,456,395	4,416,963	4,267,279	2,280,471	2,263,131	MAR	11,195,191	10,986,805	3.01	5.11	313,559	307,866	291,325	175,555	156,705	113,351	114,657	288,906	271,362
APR	5,586,462	4,519,227	4,904,477	4,306,500	2,427,034	2,263,832	APR	12,917,973	11,089,560	6.03	5.41	358,672	312,502	324,870	192,585	159,036	142,311	114,881	334,896	273,917
MAY	3,745,689	4,526,135	3,774,805	4,311,331	2,278,845	2,266,311	MAY	9,799,339	11,103,777	4.33	5.32	272,773	313,019	315,001	150,950	161,346	62,477	113,045	213,428	274,392
JUN	2,867,876	4,179,463	3,431,164	4,099,115	2,099,214	2,224,923	JUN	8,398,254	10,503,502	1.39	4.60	233,840	297,737	288,428	116,722	154,997	50,156	95,714	166,878	250,711
JUL	3,144,891	4,161,026	3,790,120	4,134,126	2,025,358	2,210,197	JUL	8,960,369	10,505,350	7.61	4.77	261,649	301,008	256,087	129,753	156,303	94,905	99,081	224,657	255,384
AUG	2,867,812	4,134,612	3,661,401	4,119,339	2,043,836	2,210,136	AUG	8,573,048	10,464,087	2.80	4.66	229,952	299,938	241,814	121,663	156,819	63,619	97,556	185,282	254,376
SEP	2,912,714	4,092,627	3,307,713	4,088,302	2,053,096	2,205,188	SEP	8,273,524	10,386,118	5.93	4.51	261,261	299,586	250,954	125,606	157,454	62,374	95,984	187,980	253,438
OCT	2,998,740	4,039,582	3,302,473	4,056,272	2,077,383	2,205,003	OCT	8,378,596	10,300,857	1.62	4.13	251,255	295,625	247,489	104,429	156,090	66,952	92,859	171,381	248,948
NOV	3,600,435	3,912,043	4,054,684	3,985,207	2,032,270	2,191,098	NOV	9,687,388	10,088,349	4.74	3.98	287,135	289,641	266,550	121,511	151,831	118,874	89,851	240,385	241,682
DEC'04	4,515,052	3,764,246	4,631,265	3,928,013	2,197,547	2,171,916	DEC 04	11,343,863	9,864,175	3.85	3.77	328,404	279,910	288,931	205,623	148,679	126,235	88,513	331,857	237,193
JAN'05	4,618,976	3,821,580	4,606,389	4,000,661	2,192,177	2,167,333	JAN 05	11,417,542	9,989,575	4.67	4.08	348,910	287,482	321,483	222,638	154,515	115,608	92,117	338,247	246,632
FEB	4,607,799	3,830,350	4,604,144	4,040,466	2,316,269	2,168,625	FEB	11,528,212	10,039,442	2.46	4.04	342,301	290,809	339,871	212,088	156,594	118,961	94,652	331,049	251,246
MAR	4,741,373	3,850,652	4,629,754	4,058,199	2,351,260	2,174,524	MAR	11,722,386	10,083,375	5.49	4.24	350,814	293,914	347,342	214,242	159,818	128,547	95,918	342,790	255,736
APR	5,492,432	3,842,816	4,714,143	4,042,338	2,531,956	2,183,268	APR	12,738,531	10,068,421	4.26	4.10	335,496	291,982	342,870	215,066	161,691	110,936	93,304	326,003	254,995
MAY	3,328,124	3,808,019	3,453,047	4,015,525	2,197,904	2,176,522	MAY	8,979,075	10,000,066	2.47	3.94	254,900	290,493	313,737	132,419	160,147	52,541	92,476	184,961	252,623
JUN	2,924,875	3,812,769	3,501,114	4,021,354	2,102,060	2,176,760	JUN	8,528,049	10,010,882	7.11	4.42	254,213	292,191	281,536	140,313	162,113	52,836	92,699	193,149	254,812
JUL	3,139,659	3,812,333	4,042,513	4,042,387	2,016,896	2,176,054	JUL	9,199,067	10,030,773	3.28	4.06	247,695	291,028	252,269	166,901	165,208	68,912	90,533	235,813	255,741
AUG	2,677,928	3,796,509	2,996,822	3,987,005	1,931,496	2,166,693	AUG	7,606,247	9,950,207	1.41	3.94	223,197	290,465	241,702	143,766	167,050	39,713	88,541	183,479	255,591
SEP	2,679,759	3,777,096	2,840,617	3,948,080	1,804,960	2,146,015	SEP	7,325,337	9,871,191	2.26	3.64	218,529	286,904	229,807	107,676	165,556	43,161	86,940	150,838	252,496
OCT	5,683,514	4,000,827	5,237,157	4,109,304	2,302,187	2,164,748	OCT	13,222,857	10,274,879	13.67	4.64	338,769	294,197	260,165	227,799	175,837	131,592	92,326	359,391	268,163
NOV	3,962,403	4,030,991	3,914,879	4,097,654	2,123,733	2,172,370	NOV	10,001,014	10,301,015	3.37	4.53	294,111	294,778	283,803	152,406	178,412	102,390	90,953	254,796	269,364

MONTH/ YEAR	PRINCETON	MOVING 12 MONTH AVERAGE	SOUTH BRUNSWICK	MOVING 12 MONTH AVERAGE	WEST WINDSOR	MOVING 12 MONTH AVERAGE	MONTH/ YEAR	TOTAL FLOW	RIVER ROAD STP MOVING 12 MONTH TOTAL	TOTAL RAIN FALL	MOVING 12 MONTH AVERAGE	PENNINGTON BORO/STP FLOW	PENNINGTON MOVING 12 MONTH AVERAGE	MOVING 3 MONTH AVERAGE	HOPEWELL BORO FLOW	MOVING 12 MONTH AVERAGE	PRINCETON FARMS FLOW	MOVING 12 MONTH AVERAGE	HOPEWELL STP FLOW	HOPEWELL MOVING 12 MONTH AVERAGE
DEC 05	4,720,774	4,048,135	4,586,880	4,093,955	2,265,168	2,178,005	DEC 05	11,572,822	10,320,095	2.96	4.45	380,064	299,083	337,648	211,145	178,872	104,558	89,146	315,703	268,018
JAN'06	5,999,933	4,163,214	5,276,138	4,149,767	2,551,684	2,207,964	JAN 06	13,827,754	10,520,946	5.24	4.50	402,645	303,561	358,940	272,801	183,052	134,010	90,680	406,811	273,732
FEB	4,846,750	4,183,127	4,412,044	4,133,759	2,380,458	2,213,313	FEB	11,639,253	10,530,199	1.66	4.43	338,517	303,246	373,742	190,277	181,234	105,386	89,548	295,663	270,783
MAR	3,500,456	4,079,717	3,322,992	4,024,862	2,283,036	2,207,628	MAR	9,106,484	10,312,207	1.28	4.08	266,656	296,233	335,939	126,214	173,899	60,793	83,902	187,008	257,801
APR	3,782,214	3,937,199	3,788,947	3,947,763	2,220,368	2,181,662	APR	9,791,529	10,066,624	4.56	4.11	294,996	292,858	300,056	137,628	167,446	87,629	81,960	225,257	249,406
MAY	3,578,044	3,958,026	3,766,291	3,973,866	2,237,261	2,184,942	MAY	9,581,595	10,116,834	2.54	4.11	276,309	294,642	279,320	137,251	167,848	64,695	82,973	201,946	250,821
JUN	3,781,660	4,029,424	4,610,779	4,066,338	2,328,911	2,203,846	JUN	10,721,350	10,299,609	11.28	4.46	309,864	299,279	293,723	174,423	170,691	83,329	85,514	257,752	256,205
JUL	3,101,823	4,026,271	3,659,928	4,034,456	2,089,201	2,209,872	JUL	8,850,952	10,270,599	3.79	4.50	281,532	302,099	289,235	131,122	167,709	65,583	85,237	196,705	252,946
AUG	2,514,360	4,012,641	3,081,036	4,041,474	1,975,765	2,213,561	AUG	7,571,161	10,267,676	6.97	4.96	209,872	300,989	267,089	103,392	164,345	44,051	85,598	147,443	249,943
SEP	3,258,439	4,060,864	3,798,305	4,121,281	2,176,601	2,244,531	SEP	9,233,344	10,426,676	5.34	5.22	268,158	305,124	253,187	146,693	167,596	80,172	88,682	226,864	256,278
OCT	4,018,206	3,922,088	4,430,573	4,054,066	2,306,986	2,244,931	OCT	10,755,765	10,221,085	7.70	4.72	290,770	301,124	256,267	194,573	164,827	104,112	86,392	298,685	251,219
NOV	5,218,237	4,026,741	5,187,486	4,160,117	2,560,405	2,281,320	NOV	12,966,128	10,468,178	6.79	5.01	339,886	304,939	299,605	246,001	172,627	128,960	88,606	374,961	261,233
DEC 06	3,725,842	3,943,830	4,079,786	4,117,859	2,396,808	2,292,290	DEC 06	10,202,436	10,353,979	2.72	4.99	246,575	293,815	292,410	179,065	169,953	77,043	86,313	256,107	256,267
JAN'07	4,663,511	3,832,462	4,524,654	4,055,235	2,474,431	2,285,853	JAN 07	11,662,596	10,173,549	5.93	5.05	301,030	285,347	295,831	197,848	163,707	101,922	83,639	299,770	247,347
FEB	3,289,886	3,702,723	3,276,960	3,960,645	2,226,356	2,273,011	FEB	8,793,202	9,936,378	0.88	4.98	233,059	276,559	260,221	123,321	158,128	63,529	80,151	186,849	238,279
MAR	5,215,426	3,845,637	4,883,977	4,090,727	2,545,100	2,294,849	MAR	12,644,503	10,231,213	4.45	5.25	347,478	283,294	293,856	234,007	167,110	127,709	85,728	361,717	252,838
APR	6,757,494	4,093,577	5,845,358	4,262,094	2,852,305	2,347,511	APR	15,455,157	10,703,182	11.54	5.83	373,397	289,827	317,978	264,107	177,650	122,188	88,608	386,295	266,258
MAY	3,626,826	4,097,642	3,843,381	4,268,519	2,524,599	2,371,456	MAY	9,994,805	10,737,617	2.16	5.80	250,607	287,686	323,827	135,407	177,497	61,324	88,327	196,732	265,823
JUN	2,980,579	4,030,886	3,672,237	4,190,307	2,344,138	2,372,724	JUN	8,996,954	10,593,917	6.33	5.38	243,004	282,114	289,003	122,083	173,135	56,549	86,095	178,633	259,230
JUL	2,801,533	4,005,861	3,524,180	4,178,995	2,156,853	2,378,362	JUL	8,482,566	10,563,218	4.96	5.48	235,195	278,253	242,935	123,666	172,514	57,481	85,420	181,147	257,934
AUG	2,543,084	4,008,255	3,412,349	4,206,604	2,089,966	2,387,879	AUG	8,045,399	10,602,738	2.49	5.11	215,549	278,726	231,249	115,834	173,550	45,499	85,541	161,332	259,091
SEP	2,632,836	3,956,122	3,031,840	4,142,732	2,080,034	2,379,832	SEP	7,744,711	10,478,685	0.85	4.73	212,612	274,097	221,119	99,850	169,647	44,860	82,598	144,711	252,245
OCT	2,803,333	3,854,882	3,279,412	4,046,802	2,106,451	2,363,120	OCT	8,189,197	10,264,804	4.75	4.49	237,990	269,699	222,050	115,573	163,063	50,898	78,164	166,471	241,227
NOV	2,771,191	3,650,962	3,308,043	3,890,182	2,097,455	2,324,541	NOV	8,176,690	9,865,685	4.42	4.29	224,215	260,059	224,939	114,846	152,134	54,752	71,979	169,598	224,113
DEC 07	3,377,628	3,621,944	4,425,452	3,918,987	2,195,110	2,307,733	DEC 07	9,998,190	9,848,664	4.25	4.42	264,274	261,534	242,160	178,432	152,081	124,700	75,951	303,132	228,032
JAN'08	3,535,044	3,527,905	4,207,010	3,892,517	2,240,516	2,288,240	JAN 08	9,982,570	9,708,662	5.34	4.37	268,210	258,799	252,233	170,736	149,822	93,994	75,290	264,730	225,112
FEB	4,799,070	3,653,670	4,945,125	4,031,530	2,424,951	2,304,790	FEB	12,169,146	9,989,991	6.27	4.82	330,075	266,884	287,519	232,866	158,951	127,157	80,593	360,024	239,543
MAR	4,796,678	3,618,775	4,693,041	4,015,619	2,523,996	2,303,031	MAR	12,013,715	9,937,425	5.92	4.94	306,070	263,433	301,451	217,619	157,585	112,151	79,296	329,770	236,881
APR	3,500,102	3,347,325	3,764,715	3,842,232	2,360,517	2,262,049	APR	9,625,334	9,451,606	3.94	4.31	232,941	251,729	289,695	135,853	146,897	66,214	74,632	202,067	221,529
MAY	3,669,580	3,350,888	4,210,659	3,872,839	2,404,444	2,252,036	MAY	10,284,683	9,475,763	4.91	4.54	257,431	252,297	265,481	146,197	147,796	74,544	75,733	220,741	223,530
JUN	2,751,411	3,331,791	3,475,917	3,856,479	2,387,664	2,255,663	JUN	8,614,992	9,443,933	1.62	4.14	236,619	251,765	242,330	123,234	147,892	49,537	75,149	172,771	223,041
JUL	2,536,029	3,309,665	3,076,973	3,819,211	2,212,862	2,260,330	JUL	7,825,863	9,389,207	4.80	4.13	190,768	248,063	228,272	112,769	146,984	41,154	73,788	153,923	220,772
AUG	2,247,987	3,285,074	2,855,396	3,772,799	2,155,112	2,265,759	AUG	7,258,495	9,323,632	0.81	3.99	176,223	244,786	201,203	103,228	145,934	34,673	72,886	137,901	218,820
SEP	2,835,065	3,301,926	3,654,703	3,824,704	2,248,425	2,279,792	SEP	8,738,192	9,406,422	2.94	4.16	234,582	246,616	200,524	130,615	148,497	51,825	73,467	182,440	221,964
OCT	2,764,828	3,298,718	3,433,983	3,837,585	2,218,631	2,289,140	OCT	8,417,443	9,425,443	3.16	4.03	221,990	245,283	210,931	132,869	149,939	63,871	74,548	196,740	224,486
NOV	3,091,378	3,325,400	4,133,935	3,906,409	2,323,427	2,307,971	NOV	9,548,741	9,539,780	3.10	3.92	239,339	246,543	231,970	158,076	153,541	101,150	78,414	259,226	231,955
DEC 08	4,654,529	3,431,808	5,344,924	3,983,032	2,547,518	2,337,338	DEC 08	12,546,970	9,752,179	6.54	4.11	337,695	252,662	266,341	240,321	158,698	149,826	80,508	390,147	239,207
JAN'09	3,737,762	3,448,702	4,168,984	3,979,863	2,628,177	2,369,643	JAN 09	10,534,923	9,798,208	3.70	3.98	266,909	252,553	281,314	166,222	158,322	84,901	79,750	251,124	238,073
FEB	3,343,154	3,327,375	3,824,228	3,886,455	2,430,270	2,370,087	FEB	9,597,652	9,583,917	2.42	3.66	245,357	245,494	283,320	137,052	150,338	75,426	75,439	212,477	225,777
MAR	2,963,175	3,174,583	3,525,948	3,789,197	2,244,283	2,346,777	MAR	8,733,405	9,310,558	1.42	3.28	225,652	238,792	245,972	112,878	141,609	63,651	71,398	176,529	213,007
APR	4,005,367	3,216,689	4,286,046	3,832,641	2,380,426	2,348,437	APR	10,671,839	9,397,766	3.59	3.25	280,563	242,761	250,524	149,942	142,784	101,968	74,377	251,910	217,161
MAY	4,334,012	3,272,058	4,500,872	3,856,825	2,486,408	2,355,267	MAY	11,321,292	9,484,151	7.61	3.48	315,073	247,564	273,762	186,188	146,116	99,424	76,450	285,612	222,567
JUN	3,737,008	3,354,191	4,443,683	3,937,473	2,454,525	2,360,839	JUN	10,635,216	9,652,503	7.89	4.00	274,358	250,709	289,998	193,969	152,011	103,973	80,987	297,941	232,998
JUL	3,024,391	3,394,888	3,502,278	3,972,915	2,229,398	2,362,217	JUL	8,756,067	9,730,020	8.32	4.29	218,908	253,054	269,446	135,531	153,908	66,502	83,099	202,032	237,007
AUG	3,841,528	3,527,683	3,729,910	4,045,791	2,381,821	2,381,109	AUG	9,953,259	9,954,583	9.97	5.06	314,403	264,569	269,223	220,071	163,645	124,457	90,581	344,528	254,226
SEP	3,119,753	3,551,407	3,095,223	3,999,168	2,193,056	2,376,495	SEP	8,408,032	9,927,070	2.52	5.02	245,429	265,473	259,580	160,738	166,155	69,752	92,075	230,490	258,230
OCT	3,445,906	3,608,164	3,447,453	4,000,290	2,262,823	2,380,178	OCT	9,156,182	9,988,631	5.14	5.19	283,853	270,628	281,228	171,944	169,411	94,283	94,609	266,226	264,020
NOV	3,301,059	3,625,637	3,433,792	3,941,945	2,277,560	2,376,356	NOV	9,012,411	9,943,937	1.50	5.05	230,583	269,899	253,288	162,011	169,739	78,326	92,707	240,336	262,446

MONTH/ YEAR	PRINCETON	MOVING 12 MONTH AVERAGE	SOUTH BRUNSWICK	MOVING 12 MONTH AVERAGE	WEST WINDSOR	MOVING 12 MONTH AVERAGE	MONTH/ YEAR	TOTAL FLOW	RIVER ROAD STP MOVING 12 MONTH TOTAL	TOTAL RAIN FALL	MOVING 12 MONTH AVERAGE	PENNINGTON BORO/STP FLOW	PENNINGTON MOVING 12 MONTH AVERAGE	MOVING 3 MONTH AVERAGE	HOPEWELL BORO FLOW	MOVING 12 MONTH AVERAGE	PRINCETOI FARMS FLOW	MOVING 12 MONTH AVERAGE	HOPEWELL STP FLOW	HOPEWELL MOVING 12 MONTH AVERAGE
DEC 09	5,239,628	3,674,395	4,976,206	3,911,218	2,572,873	2,378,468	DEC 09	12,788,707	9,964,082	6.62	5.06	362,371	271,955	292,269	239,129	169,640	140,755	91,951	379,884	261,591
JAN 10	3,848,789	3,683,648	4,012,500	3,898,178	2,384,469	2,358,159	JAN 10	10,245,758	9,939,985	4.04	5.09	283,073	273,302	292,009	195,040	172,041	84,103	91,885	279,143	263,926
FEB	4,137,345	3,749,830	4,348,416	3,941,860	2,463,410	2,360,921	FEB	10,949,171	10,052,612	1.61	5.02	295,877	277,512	313,773	192,130	176,631	98,077	93,772	290,207	270,403
MAR	6,937,555	4,081,028	6,451,486	4,185,655	3,123,834	2,434,217	MAR	16,512,874	10,700,901	9.60	5.70	461,673	297,180	346,874	326,807	194,458	183,402	103,752	510,210	298,210
APR	4,175,477	4,095,204	4,277,723	4,184,962	2,468,030	2,441,517	APR	10,921,230	10,721,683	2.30	5.59	266,074	295,973	341,208	187,739	197,608	68,552	100,967	256,291	298,575
MAY	3,102,899	3,992,611	3,457,093	4,097,980	2,387,055	2,433,238	MAY	8,947,046	10,523,829	5.41	5.41	253,848	290,871	327,198	128,656	192,814	54,216	97,200	182,872	290,013
JUN	2,647,060	3,901,783	3,183,687	3,992,980	2,138,123	2,406,871	JUN	7,968,870	10,301,634	1.84	4.91	201,681	284,814	240,534	113,868	186,139	40,595	91,918	154,463	278,057
JUL	2,468,897	3,855,491	2,832,018	3,937,125	2,018,794	2,389,321	JUL	7,319,709	10,181,937	1.76	4.36	180,401	281,605	211,977	105,057	183,599	34,245	89,230	139,302	272,829
AUG	2,245,889	3,722,521	2,601,343	3,843,078	1,918,936	2,350,747	AUG	6,766,169	9,916,347	2.44	3.73	167,315	269,348	183,133	105,492	174,051	32,532	81,570	138,024	255,621
SEP	2,402,521	3,662,752	2,587,342	3,800,755	1,915,696	2,327,634	SEP	6,905,558	9,791,140	3.08	3.78	178,330	263,757	175,349	106,208	169,507	36,314	78,783	142,523	248,290
OCT	2,726,311	3,602,786	3,131,158	3,774,397	2,016,451	2,307,103	OCT	7,873,920	9,684,285	5.01	3.77	226,199	258,952	190,615	133,663	166,317	66,165	76,440	199,828	242,757
NOV	2,599,025	3,544,283	3,010,784	3,739,146	2,010,761	2,284,869	NOV	7,620,570	9,568,298	2.19	3.83	212,914	257,480	205,815	125,594	163,282	65,109	75,339	190,703	238,621
DEC 10	2,809,093	3,341,738	3,389,802	3,606,946	2,071,565	2,243,094	DEC 10	8,270,461	9,191,778	2.99	3.52	226,880	246,189	221,998	154,109	156,197	96,386	71,641	250,495	227,838
JAN 11	2,810,326	3,255,200	3,589,255	3,571,676	2,130,682	2,221,945	JAN 11	8,530,263	9,048,820	1.80	3.34	219,980	240,931	219,925	147,131	152,205	78,788	71,198	225,918	223,403
FEB	4,948,928	3,322,832	5,275,665	3,648,946	2,418,394	2,218,193	FEB	12,642,988	9,189,971	3.23	3.47	358,683	246,165	268,514	243,468	156,483	166,413	76,893	409,881	233,376
MAR	5,584,034	3,210,038	5,390,683	3,560,546	2,800,178	2,191,222	MAR	13,774,895	8,961,807	7.05	3.26	372,390	238,725	317,017	273,250	152,020	138,849	73,180	412,098	225,200
APR	5,064,077	3,284,088	5,171,357	3,635,016	2,819,132	2,220,480	APR	13,054,566	9,139,585	6.69	3.62	364,628	246,937	365,233	233,244	155,812	115,548	77,097	348,793	232,908
MAY	4,086,660	3,366,069	4,085,037	3,687,344	2,528,353	2,232,255	MAY	10,700,051	9,285,668	5.50	3.63	297,641	250,587	344,886	184,799	160,490	79,985	79,244	264,784	239,734
JUN	2,812,935	3,379,891	3,302,907	3,697,279	2,246,495	2,241,286	JUN	8,362,336	9,318,457	2.54	3.69	230,866	253,019	297,712	135,464	162,290	47,397	79,811	182,861	242,101
JUL	2,726,920	3,401,393	3,265,092	3,733,369	2,084,562	2,246,767	JUL	8,076,575	9,381,529	3.11	3.80	197,317	254,429	241,941	115,398	163,152	36,444	79,994	151,842	243,146
AUG	4,583,013	3,596,154	4,959,231	3,929,860	2,546,694	2,299,080	AUG	12,088,938	9,825,093	16.14	4.94	330,560	268,032	252,914	193,518	170,487	111,144	86,545	304,663	257,032
SEP	4,972,893	3,810,351	4,969,183	4,128,346	2,643,012	2,359,690	SEP	12,585,087	10,298,387	7.78	5.34	321,329	279,949	283,069	235,074	181,226	121,531	93,647	356,605	274,873
OCT	3,710,156	3,892,338	4,024,968	4,202,830	2,330,529	2,385,863	OCT	10,065,653	10,481,032	4.12	5.26	224,702	279,824	292,197	150,455	182,625	84,099	95,141	234,554	277,766
NOV	4,179,518	4,024,046	4,408,229	4,319,284	2,291,215	2,409,234	NOV	10,878,963	10,752,565	4.25	5.43	288,245	286,102	278,092	176,509	186,868	110,578	98,930	287,087	285,798
DEC 11	4,416,139	4,157,967	4,526,602	4,414,017	2,690,174	2,460,785	DEC 11	11,632,914	11,032,769	4.61	5.57	313,768	293,342	275,572	201,023	190,778	119,477	100,854	320,500	291,632
JAN 12	4,103,976	4,265,771	4,309,559	4,474,043	2,401,050	2,483,316	JAN 12	10,814,586	11,223,129	1.85	5.57	281,501	298,469	294,505	184,321	193,877	107,598	103,255	291,919	297,132
FEB	3,012,022	4,104,362	3,579,731	4,332,715	2,163,126	2,462,043	FEB	8,754,878	10,899,120	1.63	5.44	212,883	286,319	269,384	135,168	184,852	65,070	94,810	200,238	279,662
MAR	2,860,708	3,877,418	3,793,309	4,199,600	2,131,820	2,406,347	MAR	8,785,836	10,483,365	1.43	4.97	219,912	273,613	238,099	124,516	172,457	74,940	89,484	199,456	261,942
APR	2,744,966	3,684,159	3,651,529	4,072,948	2,087,037	2,345,339	APR	8,483,532	10,102,446	3.99	4.75	214,245	261,081	215,680	110,252	162,208	64,626	85,241	174,878	247,449
MAY	3,186,355	3,609,133	3,987,735	4,064,839	2,218,648	2,319,530	MAY	9,392,737	9,993,503	4.90	4.70	246,598	256,827	226,918	123,767	157,122	81,846	85,396	205,613	242,518
JUN	2,840,346	3,611,418	3,744,512	4,101,640	2,098,948	2,307,235	JUN	8,683,806	10,020,292	4.67	4.87	227,751	256,568	229,531	136,910	157,243	79,773	88,094	216,683	245,336
JUL	2,272,556	3,573,554	3,117,695	4,089,357	1,871,163	2,289,451	JUL	7,261,415	9,952,362	2.04	4.78	196,378	256,489	223,576	94,417	155,494	38,807	88,291	133,224	243,785
AUG	2,417,907	3,393,129	3,075,733	3,932,399	1,861,558	2,232,357	AUG	7,355,199	9,557,884	5.20	3.87	195,087	245,200	206,405	105,876	148,191	44,447	82,733	150,323	230,923
SEP	2,534,794	3,189,954	2,760,924	3,748,377	1,813,532	2,163,233	SEP	7,109,250	9,101,564	2.08	3.40	177,378	233,204	189,614	103,952	137,264	41,006	76,022	144,958	213,286
OCT	2,648,695	3,101,499	3,200,791	3,679,696	1,924,702	2,129,414	OCT	7,774,187	8,910,609	5.89	3.55	205,097	231,570	192,521	123,882	135,049	63,934	74,342	187,816	209,391
NOV	2,728,030	2,980,541	3,502,325	3,604,204	2,049,278	2,109,253	NOV	8,279,632	8,693,998	0.72	3.25	215,325	225,494	199,267	136,224	131,692	80,347	71,823	216,571	212,514
DEC 12	3,203,453	2,879,484	4,310,866	3,586,226	2,056,216	2,056,423	DEC 12	9,570,535	8,522,133	6.53	3.41	263,972	221,344	228,131	157,928	128,101	115,345	71,478	273,273	199,579
JAN 13	3,343,101	2,816,078	4,167,412	3,574,380	2,186,368	2,038,533	JAN 13	9,696,881	8,428,991	3.17	3.52	280,220	221,237	253,172	160,818	126,142	90,337	70,040	251,155	196,182
FEB	3,673,970	2,871,240	4,576,002	3,657,403	2,227,508	2,043,898	FEB	10,477,480	8,572,541	2.30	3.58	287,608	227,464	277,267	174,504	129,420	102,402	73,151	276,906	202,571
MAR	3,678,383	2,939,380	4,526,718	3,718,520	2,289,352	2,057,026	MAR	10,494,452	8,714,925	2.56	3.67	294,522	233,682	287,450	176,725	133,771	102,328	75,433	279,054	209,204
APR	3,118,268	2,970,488	3,992,166	3,746,907	2,276,980	2,072,854	APR	9,387,415	8,790,249	1.63	3.47	247,263	236,433	276,464	135,990	135,916	76,845	76,451	212,835	212,368
MAY	3,147,409	2,967,243	3,766,040	3,728,432	2,297,660	2,079,439	MAY	9,211,109	8,775,113	3.73	3.38	230,772	235,114	257,519	139,460	137,224	82,317	76,491	221,777	213,715
JUN	4,399,734	3,097,192	5,257,678	3,854,529	2,679,005	2,127,777	JUN	12,336,417	9,079,498	10.37	3.85	386,981	248,383	288,338	198,988	142,397	128,835	80,579	327,823	222,976
JUL	3,037,820	3,160,964	3,796,315	3,911,081	2,339,240	2,166,783	JUL	9,173,375	9,238,828	5.32	4.13	321,867	258,841	313,207	154,920	147,439	80,719	84,072	235,639	231,511
AUG	2,762,632	3,189,691	3,434,093	3,940,944	2,133,063	2,189,408	AUG	8,329,788	9,320,043	5.09	4.12	257,200	264,017	322,016	122,704	148,841	76,685	86,758	199,388	235,599
SEP	2,454,807	3,183,025	3,087,010	3,968,118	2,119,877	2,214,937	SEP	7,661,694	9,366,080	1.67	4.08	181,106	264,328	253,391	104,025	148,847	43,733	86,986	147,758	235,833
OCT	2,304,958	3,154,380	2,862,594	3,939,935	2,074,747	2,227,441	OCT	7,242,300	9,321,756	1.69	3.73	161,647	260,707	199,984	98,648	146,744	38,824	84,893	137,472	233,007
NOV	2,318,638	3,120,264	3,098,011	3,906,242	1,986,721	2,222,228	NOV	7,403,370	9,248,735	3.93	4.00	174,684	257,320	172,479	108,853	144,464	50,715	82,424	159,569	226,887
DEC 13	2,996,989	3,103,059	4,465,665	3,919,142	2,142,513	2,229,419	DEC 13	9,605,166	9,251,621	3.65	3.76	260,232	257,008	198,854	149,679	143,776	113,585	82,277	263,264	226,053
JAN 14	3,602,314	3,124,660	4,820,461	3,973,563	2,292,606	2,238,273	JAN 14	10,715,381	9,336,496	2.01	3.66	284,437	257,360	239,784	173,669	144,847	98,369	82,946	272,038	227,793
FEB	4,787,758	3,217,476	5,294,993	4,033,479	2,582,394	2,267,846	FEB	12,665,146	9,518,801	2.80	3.70	372,593	264,442	305,754	223,706	148,947	144,653	86,467	368,359	235,415
MAR	4,394,148	3,277,123	4,862,390	4,061,452	2,693,688	2,301,541	MAR	11,950,226	9,640,116	1.64	3.63	316,910	266,308	324,647	203,055	151,141	113,989	87,439	317,044	238,580

STONY BROOK REGIONAL SEWERAGE AUTHORITY

HOPEWELL BOROUGH • HOPEWELL TOWNSHIP • PENNINGTON BOROUGH
PRINCETON • SOUTH BRUNSWICK TOWNSHIP • WEST WINDSOR TOWNSHIP

MEMORANDUM

TO: John Kantorek, Executive Director

FROM: Antonia Pchola, Manager of Engineering

DATE: April 17, 2014

SUBJECT: Monthly Flow Transmittal for the Month of March 2014

Meter Chamber No. 6: Review of the hourly flow data on March 1st indicated that the meter was not reading properly for 16 hours on that day. Therefore the meter data for March 1st was replaced with the average of meter data recorded on February 27th and March 2nd.

South Brunswick Pump Station: During the meter certification on February 28th the meter was cleaned and adjusted however the meter could not be adjusted within 2% accuracy and was left reading low by 6.53%. On March 4, 2014 the meter was replaced by staff and W. G. Malden came out on March 6th to certify the new meter. Therefore the meter data from March 1st through March 3rd was adjusted up by 6.53%.

Pennington STP: Review of the flow data on March 30th and 31st indicated that the meter was pegged for a period of time and therefore the meter data for these two days were replaced with the effluent meter data.

Princeton Farms: On March 15th and 16th there was an issue with the power supply for the meter. As a result there were no meter reading for the last 11 hours on March 15th and the first 13 hours on March 16th. Since the available meter data was equal to one-day (24 hours), the average of the hourly data was calculated with the available data and used as the daily flow rate for March 15th and 16th.

STONY BROOK REGIONAL SEWERAGE AUTHORITY

HOPEWELL BOROUGH • HOPEWELL TOWNSHIP • PENNINGTON BOROUGH
PRINCETON • SOUTH BRUNSWICK TOWNSHIP • WEST WINDSOR TOWNSHIP

MEMORANDUM

TO: Distribution

FROM: John Kantorek, P.E.
Executive Director

DATE: April 17, 2014

Enclosed please find the flow transmittal for the month of March 2014.

Distribution List:

SBRSA Members
Dennis O'Neal, Hopewell Borough Engineer
Paul Pogorzelski, Hopewell Township Engineer - Water and Sewer
David Guerard, Hopewell Township DPW
Chris Jepson, Van Cleef Engineering Associates
Donald Fetzer, Pennington Borough Engineer
Robert V. Kiser, Princeton Municipal Engineer
Robert Griggs, Utilities Director, South Brunswick Township
Wayne Simpson, Alaimo Associates for South Brunswick Township
Francis Guzik, West Windsor Township Engineer
Alex Drummond, West Windsor Public Works Department
Elizabeth Sterling, Clerk, Pennington
Jeffrey Wittkop, Pennington Public Works Department
David Misiolek, Director of Water & Sewer, Hopewell Borough
Robert Hough, Director of Infrastructure and Operations, PSOC
Joseph Monzo, Finance Officer, South Brunswick Township
JoAnne Louth, Finance Officer, West Windsor Township
Pat McFarland, Bristol-Myers Squibb Co.
Stuart Neuhof, Finance Officer, SBRSA
Robert Kunert, Plant Manager, SBRSA
Attachment

SBRSA March 2014 Downstream Flow Report

Date		Rainfall	Princeton PS	Meter Station #6	North Ridge Meter	Meter Station #7	Millstone PS	South Brunswick PS	**Total**	PFC*
March	1		2,465,446	***1,869,678***	200,696	710,176	2,360,241	***4,213,093***	11,819,330	490,672
March	2		2,334,100	1,594,216	190,529	679,743	2,353,197	***4,097,640***	11,249,425	456,604
March	3	0.05	2,602,898	1,517,037	192,286	611,983	2,440,757	***3,775,196***	11,140,157	550,047
March	4		2,187,628	1,420,820	180,843	620,656	2,437,667	3,256,559	10,104,173	570,481
March	5		2,148,282	1,360,183	178,058	626,986	2,398,190	3,532,060	10,243,759	561,855
March	6		2,083,570	1,310,871	169,807	633,669	2,345,608	3,429,924	9,973,449	547,973
March	7		2,020,035	1,274,205	170,208	644,908	2,339,357	3,404,847	9,853,560	526,986
March	8		2,029,102	1,375,139	176,597	699,023	2,299,945	3,894,952	10,474,758	455,031
March	9		2,241,215	1,720,959	224,741	715,790	2,354,993	4,826,277	12,083,975	448,338
March	10		2,386,495	1,835,884	231,369	681,823	2,444,558	4,711,020	12,291,149	544,435
March	11		2,542,010	2,025,631	252,150	685,726	2,451,752	4,786,710	12,743,979	572,980
March	12		2,720,407	2,316,938	308,536	666,119	2,430,346	4,904,990	13,347,336	566,006
March	13	0.27	2,762,513	2,347,471	303,755	654,551	2,435,294	4,957,640	13,461,224	540,002
March	14		2,529,304	1,935,314	235,837	658,636	2,312,069	4,248,709	11,919,869	511,925
March	15		2,129,929	1,647,866	194,295	662,444	2,120,449	3,884,914	10,639,897	413,862
March	16		1,997,795	1,567,575	189,735	652,228	2,236,697	3,931,403	10,575,433	427,121
March	17		1,986,378	1,489,162	193,887	597,857	2,352,420	3,698,857	10,318,561	514,471
March	18		1,857,710	1,384,864	181,164	608,878	2,338,480	3,562,419	9,933,515	530,170
March	19		1,895,738	1,374,918	186,210	615,829	2,351,054	3,536,216	9,959,965	541,458
March	20	0.71	2,443,105	2,083,504	242,135	705,070	2,448,061	5,150,362	13,072,237	534,018
March	21		2,264,512	1,731,929	210,036	662,395	2,309,528	4,378,034	11,556,434	503,258
March	22		2,125,914	1,601,304	200,982	676,910	2,175,251	4,102,222	10,882,583	403,078
March	23		2,121,392	1,548,814	200,693	644,595	2,201,957	3,908,164	10,625,615	416,943
March	24		2,187,124	1,478,185	191,062	595,287	2,319,647	3,645,571	10,416,876	519,617
March	25		2,133,173	1,401,343	189,195	595,173	2,323,521	3,538,617	10,181,022	529,022
March	26		2,059,711	1,349,401	179,318	595,518	2,310,693	3,464,115	9,958,756	531,245
March	27		1,981,740	1,297,482	175,144	583,330	2,314,789	3,306,091	9,658,576	557,198
March	28		1,934,137	1,251,082	162,471	598,714	2,207,417	3,217,879	9,371,700	507,410
March	29	0.03	2,277,060	1,608,158	228,666	709,388	2,434,363	4,262,594	11,520,229	538,485
March	30	0.18	5,169,374	4,304,978	544,919	917,951	5,863,880	10,844,565	27,645,667	581,489
March	31	0.40	4,550,110	4,132,202	408,247	782,831	5,277,938	8,282,468	23,433,796	587,809
AVERAGE Flow (in gpd)			2,392,513	1,779,262	222,373	661,103	2,548,068	4,346,907	11,950,226	515,484
TOTAL Rainfall (inches)		1.64								
ADJUSTMENTS this mc (gallons)				***1,266,279***				**740,835**		

TOTAL MONTHLY FLO' Adjusted Metered Flow: Princeton Forrestal Connector Flow *: 15,979,989 Total Monthly Flow adjusted for Plainsboro
(gallons)

Princeton PS	74,167,907	* PFC flow is Plainsboro flow that is metered before it enters the		Princeton PS	74,167,907
Meter Station #6	55,157,113	Millstone PS. This number is subtracted from the		Meter Station #6	55,157,113
North Ridge Mete	6,893,571	Millstone PS flow and added to the S. Brunswick PS		North Ridge Mete	6,893,571
Meter Station #7	20,494,187	flow to give the total monthly flow adjusted for Plainsboro.		Meter Station #7	20,494,187
Millstone PS	78,990,119	Plainsboro also has additional flow that is not included in the PFC		Millstone PS	63,010,130
S. Brunswick PS	134,754,109	Connector flow because it flows through the S. Brunswick PS.		S. Brunswick PS	150,734,098

SBRSA March 2014 Upstream Flow Report

Date		RAINFALL (inches) Pennington	Hopewell	Pennington Influent Flow (gallons per day)	Hopewell Influent Flow (gallons per day)	Princeton Farms Flow (gallons per day)	Hopewell Borough Flow (gallons per day)	Bristol-Myers Squibb Flow (gallons per day)
March	1			293,515	294,699	83,262	211,437	73
March	2			277,408	280,223	80,548	199,675	1,427
March	3			271,464	266,676	74,832	191,844	72
March	4			257,285	246,377	66,822	179,555	3,842
March	5			260,833	231,178	63,784	167,394	4,384
March	6			261,738	229,893	62,249	167,644	7,559
March	7			237,934	222,039	58,856	163,183	1,459
March	8			256,227	263,533	80,589	182,944	1,382
March	9	0.15	0.10	289,900	390,135	162,607	227,528	50
March	10			312,499	390,784	168,620	222,164	64
March	11			355,328	396,868	171,209	225,659	5,592
March	12			417,018	413,738	175,443	238,295	4,509
March	13		0.35	414,098	411,370	168,830	242,540	3,824
March	14			327,628	317,174	112,213	204,961	1,671
March	15			289,826	278,480	***93,158***	185,322	1,483
March	16			277,789	278,987	***93,158***	185,829	4,231
March	17			271,149	247,491	77,415	170,076	2,648
March	18			270,952	229,456	72,042	157,414	5,043
March	19			293,909	246,098	74,429	171,669	3,146
March	20	0.80	1.00	440,599	431,833	187,516	244,317	5,099
March	21			325,906	327,129	126,967	200,162	2,698
March	22			292,004	294,282	104,026	190,256	1,179
March	23			269,409	277,003	93,095	183,908	84
March	24			259,398	245,092	79,316	165,776	77
March	25			261,116	231,217	75,184	156,033	3,203
March	26			271,049	219,880	71,126	148,754	2,349
March	27			257,314	205,541	64,739	140,802	1,030
March	28			256,486	207,205	62,092	145,113	1,609
March	29			354,208	322,438	105,202	217,236	1,418
March	30	2.20	2.15	***641,532***	820,757	360,085	460,672	***7,054***
March	31	0.60	0.75	***558,682***	610,781	264,237	346,544	***7,238***
AVERAGE Flow				316,910	317,044	113,989	203,055	2,758
TOTAL Rainfall		3.75	4.35					
Adjustments this mont gallons						**62,883**		
Total Monthly Flow (gallons)				9,824,203	9,828,357	3,533,651	6,294,706	67,148

Flow Percentages to Date

	Dec-13	Jan-14	Feb-14	Mar-14	Apr-14	May-14	Jun-14	Jul-14	Aug-14	Sep-14	Oct-14	Nov-14	**Total Q**
Princeton adjusted gallons	92,906,651	111,671,725	134,057,237	136,218,591									474,854,204
Princeton Pump Station	53,744,618	64,680,918	74,289,316	74,167,907									
Meter Station # 6	34,040,668	41,488,223	53,618,454	55,157,113									
North Ridge Meter	5,121,365	5,502,584	6,149,467	6,893,571									
Total Gallons recorded	92,906,651	111,671,725	135,042,492	134,952,312									
Metering Adjustments	0	0	(985,255)	1,266,279									
Percent of Monthly Flow	29.92%	32.24%	36.10%	35.24%									
Percent of Annual Flow	29.92%	31.15%	32.94%	33.56%									33.56%
West Windsor * adjusted gallons	66,417,893	71,070,788	72,307,033	83,504,317									293,300,031
Millstone Pump Station	65,311,047	69,366,629	70,479,608	78,990,119									
Meter Station # 7	15,179,507	17,574,748	18,176,971	20,494,187									
Princeton Forrestal Connector	14,072,661	15,870,589	16,349,546	15,979,989									
Total Gallons recorded	66,417,893	71,070,788	72,307,033	83,504,317									
Metering Adjustments	0	0	0	0									
Percent of Monthly Flow	21.39%	20.52%	19.47%	21.60%									
Percent of Annual Flow	21.39%	20.93%	20.40%	20.73%									20.73%
South Brunswick * adjusted gallons	138,435,610	149,434,301	148,259,814	150,734,098									586,863,823
South Brunswick Pump Station	124,362,949	133,563,712	131,910,268	134,754,109									
Princeton Forrestal Connector	14,072,661	15,870,589	16,349,546	15,979,989									
Total Gallons recorded	138,435,610	149,434,301	159,055,521	149,993,263									
Metering Adjustments	0	0	(10,795,707)	740,835									
Percent of Monthly Flow	44.59%	43.14%	39.93%	38.99%									
Percent of Annual Flow	44.59%	43.83%	42.42%	41.48%									41.48%
Hopewell Borough ** adjusted gallons	4,640,062	5,383,741	6,263,777	6,294,706									22,582,286
Hopewell Plant Influent	8,161,193	8,433,165	10,314,063	9,828,357									
Princeton Farms	3,521,131	3,049,424	4,050,286	3,533,651									
Total Gallons recorded	4,537,971	5,383,741	6,263,777	6,231,823									
Metering Adjustments	102,091	0	0	62,883									
Percent of Monthly Flow	1.49%	1.55%	1.69%	1.63%									
Percent of Annual Flow	1.49%	1.53%	1.58%	1.60%									1.60%
Pennington Borough adjusted gallons	8,067,183	8,817,548	10,432,605	9,824,203									37,141,539
Total Gallons recorded	8,095,134	8,817,548	10,432,605	9,824,203									
Metering Adjustments	(27,951)	0	0	0									
Percent of Monthly Flow	2.60%	2.55%	2.81%	2.54%									
Percent of Annual Flow	2.60%	2.57%	2.66%	2.63%									2.63%
TOTAL FLOW adjusted gallons	310,467,399	346,378,103	371,320,466	386,575,915									1,414,741,882

* Adjusted for Plainsboro Township contribution. Flow through the Princeton Forrestal Connector is metered before it enters the Millstone Pump Station. This number is subtracted from the Millstone Pump Station flow and added to the S. Brunswick Pump Station flow to give the total monthly flow adjusted for Plainsboro. Plainsboro also has additional flow that is not included in the PFC flow because it flows through the S. Brunswick Pump Station.

** Adjusted for Princeton Farms contribution

Adjusted Monthly Average Daily Flows, GPD

	December '13	January '14	February	March	April	May	June	July	August	September	October	November '14	Average Daily Flow (FY '14)
Princeton	2,996,989	3,602,314	4,787,758	4,394,148									3,945,302
West Windsor	2,142,513	2,292,606	2,582,394	2,693,688									2,427,800
South Brunswick	4,465,665	4,820,461	5,294,993	4,862,390									4,860,877
Hopewell Borough	149,679	173,669	223,706	203,055									187,527
Pennington Borough	260,232	284,437	372,593	316,910									308,543
Princeton Farms	113,585	98,369	144,653	113,989									117,649

													Total Rainfall (FY'14)
Total Rainfall (inches)*	3.65	2.01	2.80	1.64	-	-	-	-	-	-	-	-	10.10

*Rainfall numbers from River Road rain gauge

CAPACITY STATUS REPORT

Revised March 2014

MUNICIPALITY	Total Inoperative Flow to Date (gpd) *(1)*	Most Current 12 Month Avg. Daily Flow (gpd) *(2) (3)*	Total Committed Flow (gpd)	Plant Permitted Capacity (gpd)	Available Capacity (gpd)	Percent of Available Capacity
Princeton	229,099	3,217,476				
West Windsor Township	399,808	2,267,846				
South Brunswick Township	329,352	4,033,479				
RIVER RD PLANT TOTALS	958,259	9,518,801	10,477,060	13,060,000	2,582,940	19.78%
Hopewell Borough Plant	1,200	235,415	236,615	300,000	63,385	21.13%
Pennington Borough Plant *(4)*	17,307	264,442	281,749	300,000	18,251	6.08%

(1) Inoperative Overstated: Some projects will not be built.
(2) Current Flow Understated: Some projects not entirely connected.
(3) Figures represent the adjusted flow values.
(4) Bristol-Myers Squibb has an approved flow of 25,000 gpd - their current 12-month ADF is 7,693 gpd.
The difference of the approved flow (25,000 gpd) and the 12-month ADF (7,693 gpd) is included in the Total Inoperative Flow to Date.
Currently there is no other Inoperative flow associated with the Pennington STP other than BMS.

River Road 12 Month Averages for Daily Flow and Rainfall

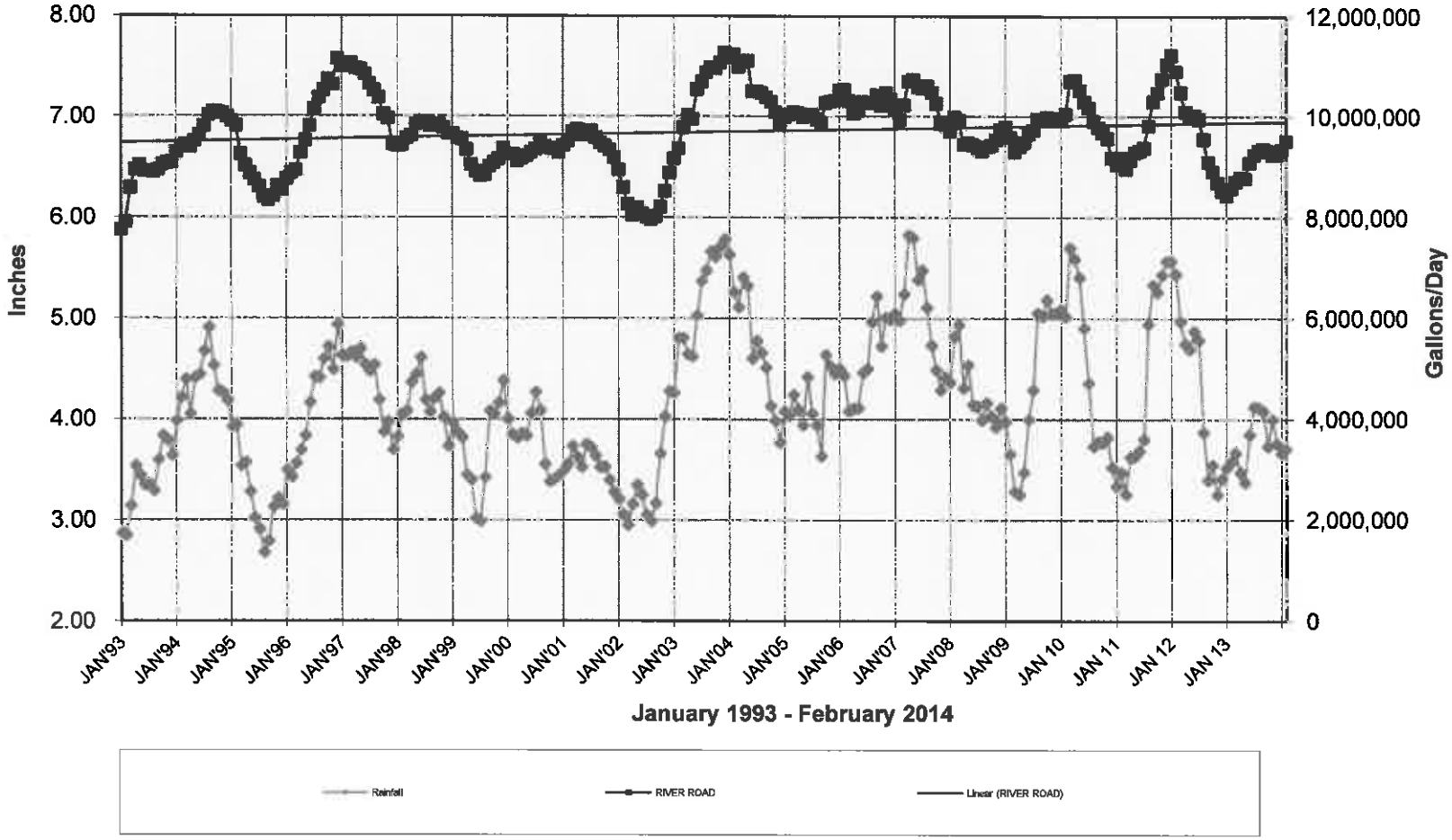

RIVER ROAD 12 MONTH AVERAGE DAILY FLOWS

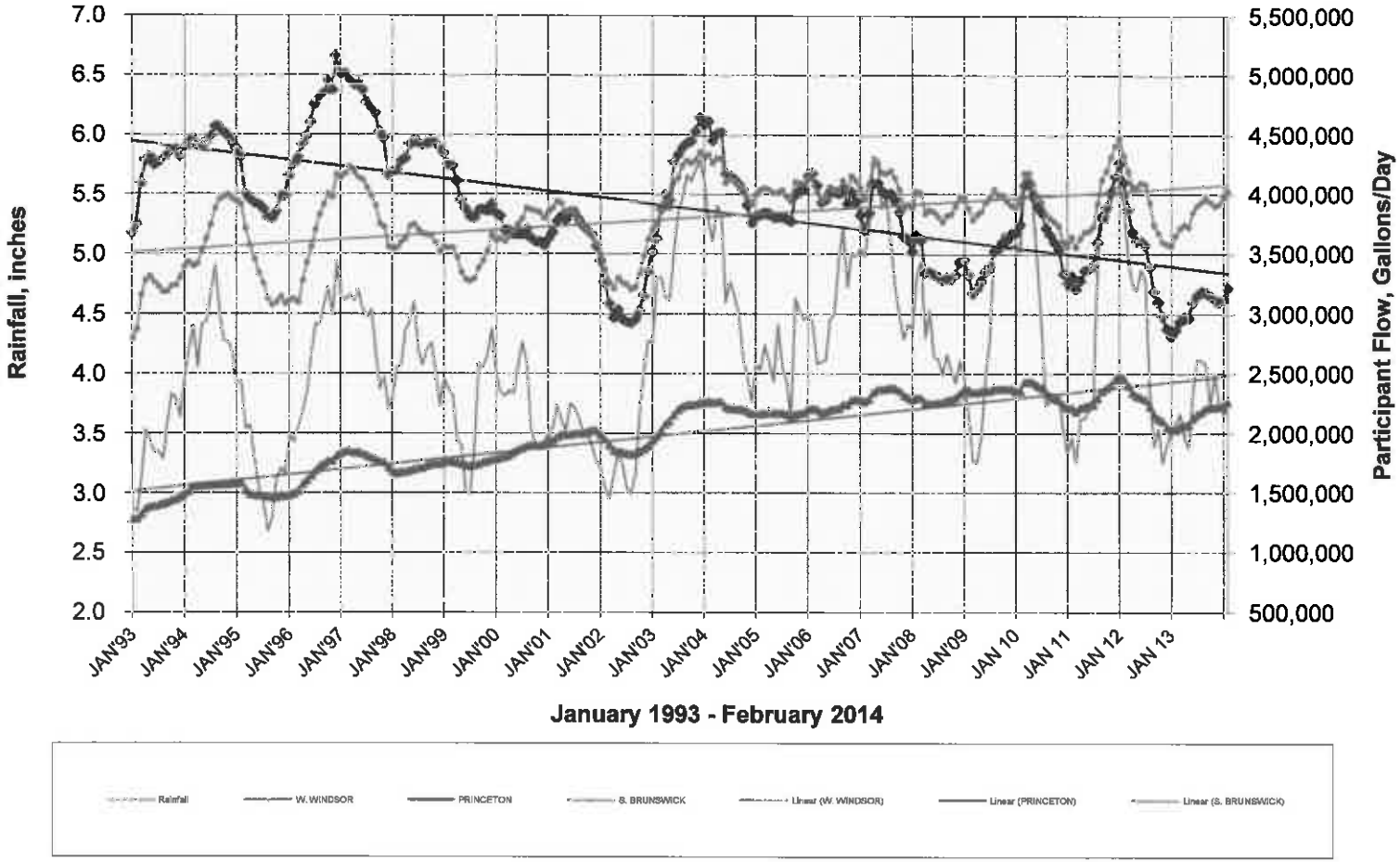

UPSTREAM 12 MONTH AVERAGE DAILY FLOWS

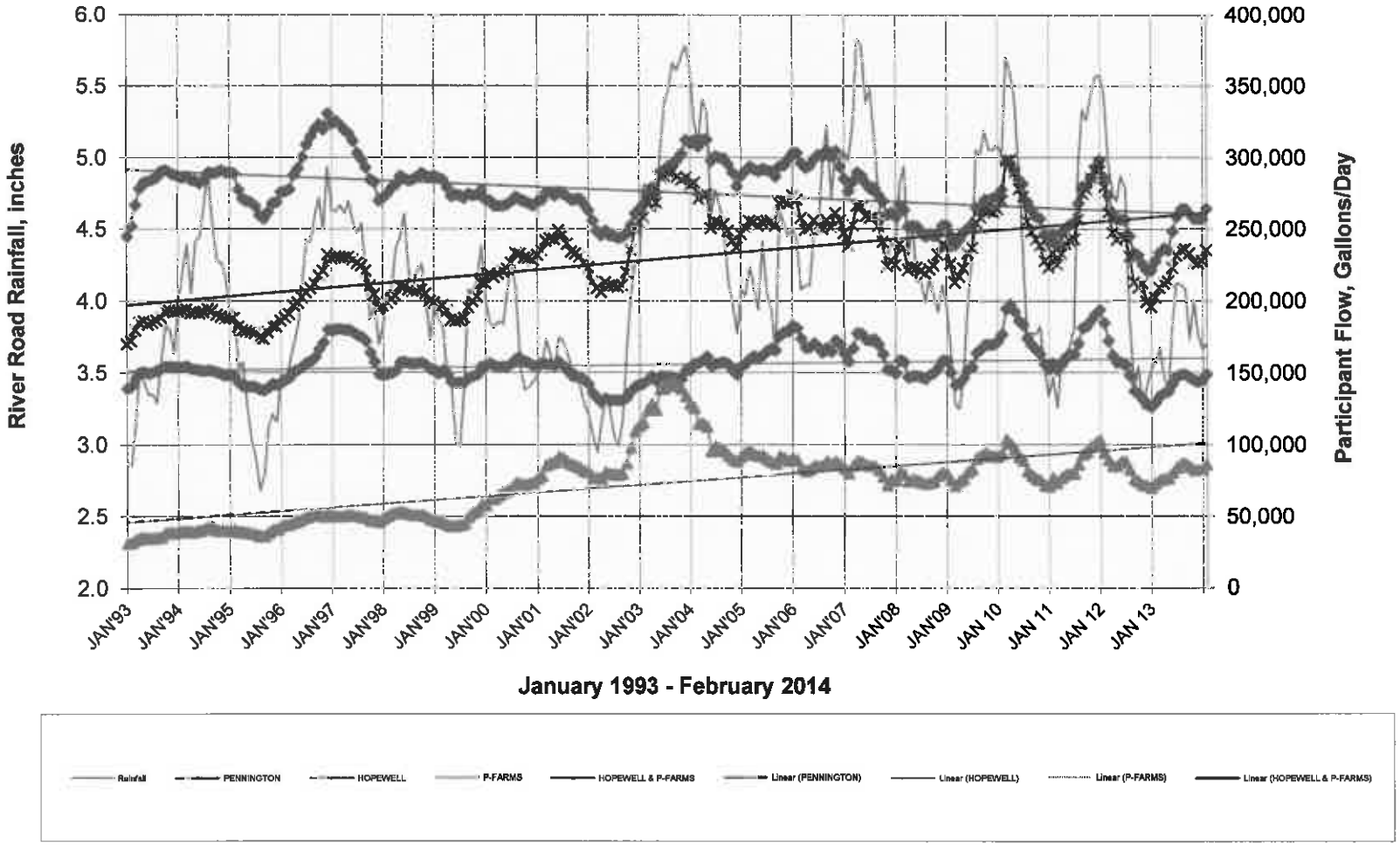

MONTH/ YEAR	PRINCETON	MOVING 12 MONTH AVERAGE	SOUTH BRUNSWICK	MOVING 12 MONTH AVERAGE	WEST WINDSOR	MOVING 12 MONTH AVERAGE	MONTH/ YEAR	TOTAL FLOW	RIVER ROAD STP MOVING 12 MONTH TOTAL	TOTAL RAIN FALL	MOVING 12 MONTH AVERAGE	PENNINGTON BORO/STP FLOW	PENNINGTON MOVING 12 MONTH AVERAGE	MOVING 3 MONTH AVERAGE	HOPEWELL BORO FLOW	MOVING 12 MONTH AVERAGE	PRINCETON FARMS FLOW	MOVING 12 MONTH AVERAGE	HOPEWELL STP FLOW	HOPEWELL MOVING 12 MONTH AVERAGE
MAR	8,698,311	4,479,470	6,239,479	3,403,280	2,323,894	1,556,565	MAR	17,261,685	9,439,315	7.12	4.40	456,657	287,259	352,472	220,821	154,792	58,094	39,485	278,915	194,276
APR	5,407,292	4,409,194	4,617,173	3,422,875	1,818,983	1,559,358	APR	11,843,447	9,391,427	2.43	4.05	330,099	284,243	362,808	161,401	152,934	37,665	39,057	199,066	191,991
MAY	3,969,120	4,423,114	3,941,343	3,527,801	1,457,886	1,562,040	MAY	9,368,349	9,512,955	5.28	4.41	271,993	283,912	352,916	136,020	152,462	37,713	39,627	173,733	192,088
JUN	3,401,070	4,442,302	3,586,291	3,633,421	1,384,258	1,564,702	JUN	8,371,619	9,640,425	4.46	4.44	238,967	282,268	280,353	127,245	151,885	34,290	40,107	161,535	191,791
JUL	3,598,924	4,489,193	3,565,954	3,747,830	1,336,715	1,567,458	JUL	8,501,593	9,804,482	6.13	4.68	256,620	284,830	255,860	130,191	151,370	40,195	41,170	170,386	192,540
AUG	3,925,462	4,573,799	3,825,447	3,885,804	1,342,328	1,570,458	AUG	9,093,237	10,030,061	5.28	4.91	278,449	289,684	258,012	138,601	151,968	43,156	42,484	181,757	194,452
SEP	3,351,705	4,570,573	3,304,204	3,959,240	1,382,792	1,570,819	SEP	8,038,701	10,100,631	2.08	4.53	253,386	289,244	262,818	133,935	151,364	33,120	42,356	167,055	193,720
OCT	3,164,738	4,527,823	3,130,608	3,981,828	1,461,871	1,575,351	OCT	7,757,216	10,085,002	0.97	4.28	242,006	289,551	257,947	130,869	150,481	31,398	40,055	162,267	190,536
NOV	3,401,943	4,493,748	3,339,481	3,998,507	1,423,306	1,573,879	NOV	8,164,730	10,066,134	4.28	4.26	262,570	291,406	252,654	135,481	149,165	36,765	39,988	172,246	189,153
DEC	3,986,159	4,439,227	3,772,450	3,961,058	1,704,243	1,580,528	DEC 94	9,462,852	9,990,813	2.98	4.18	283,475	289,582	262,684	152,222	148,150	42,460	39,879	194,682	188,029
JAN'95	4,578,973	4,379,439	3,921,881	3,947,085	1,695,821	1,579,889	JAN 95	10,196,675	9,906,413	3.03	3.92	304,265	290,013	283,437	159,445	148,656	45,508	39,787	204,953	188,423
FEB	4,288,812	4,314,376	3,753,272	3,916,465	1,706,848	1,586,579	FEB	9,748,933	9,817,420	3.23	3.94	290,155	289,054	292,632	150,073	148,025	44,261	40,385	194,334	188,411
MAR	5,049,106	4,010,275	3,844,556	3,716,888	1,576,722	1,524,314	MAR	10,470,384	9,251,478	2.31	3.54	320,527	277,709	304,982	161,802	143,107	44,506	39,253	206,309	182,360
APR	4,821,414	3,961,452	2,868,427	3,571,159	1,415,367	1,490,680	APR	9,105,208	9,023,291	2.84	3.57	253,685	271,341	288,122	134,653	140,878	34,200	38,964	168,853	179,842
MAY	3,591,122	3,929,952	2,579,022	3,457,633	1,370,186	1,483,372	MAY	7,540,329	8,870,956	1.77	3.28	252,995	269,758	275,736	133,154	140,639	32,835	38,558	165,990	179,197
JUN	3,239,436	3,916,483	2,243,019	3,345,693	1,341,348	1,479,796	JUN	6,823,804	8,741,972	1.37	3.02	224,955	268,591	243,878	127,322	140,646	28,800	38,100	156,122	178,746
JUL	3,125,676	3,877,045	2,516,322	3,258,224	1,289,859	1,475,891	JUL	6,931,857	8,611,161	4.79	2.91	227,037	266,125	234,996	126,508	140,339	32,226	37,436	158,734	177,775
AUG	3,047,272	3,803,863	2,282,447	3,129,641	1,263,102	1,469,289	AUG	6,592,821	8,402,792	2.50	2.68	202,508	259,797	218,167	117,354	138,568	28,568	36,221	145,921	174,789
SEP	3,306,472	3,800,093	2,652,731	3,075,351	1,332,648	1,465,110	SEP	7,291,851	8,340,555	3.47	2.80	224,254	257,369	217,933	124,930	137,818	32,269	36,150	157,199	173,967
OCT	3,825,172	3,855,130	3,450,579	3,102,016	1,442,707	1,463,513	OCT	8,718,457	8,420,658	4.98	3.13	297,765	262,016	241,509	155,734	139,890	60,968	38,614	216,701	178,504
NOV	4,994,847	3,987,872	3,874,907	3,146,634	1,625,878	1,480,394	NOV	10,495,632	8,614,900	5.32	3.22	337,531	268,263	286,517	165,551	142,396	59,580	40,515	225,131	182,911
DEC	3,982,992	3,987,608	3,096,594	3,090,313	1,622,870	1,473,613	DEC 95	8,702,457	8,551,534	2.26	3.16	293,765	269,120	309,687	142,060	141,549	44,184	40,659	186,244	182,208
JAN'96	6,661,150	4,161,122	4,259,792	3,118,472	1,808,719	1,483,021	JAN 96	12,729,661	8,762,616	7.09	3.49	387,452	276,052	339,582	182,200	143,445	74,973	43,114	257,173	186,559
FEB	5,397,714	4,253,531	3,852,794	3,126,766	1,855,049	1,495,371	FEB	11,105,557	8,875,668	2.43	3.43	293,009	276,290	324,742	169,419	145,057	51,672	43,732	221,092	188,789
MAR	5,724,533	4,309,817	3,531,045	3,100,640	1,858,571	1,518,859	MAR	11,114,150	8,929,315	3.95	3.56	339,391	277,862	339,951	182,264	146,762	52,354	44,386	234,618	191,148
APR	6,099,315	4,416,308	5,034,886	3,281,178	2,080,809	1,574,312	APR	13,215,010	9,271,799	4.44	3.70	374,983	287,970	335,794	187,499	151,166	51,786	45,851	239,285	197,017
MAY	4,431,964	4,486,378	4,369,491	3,430,384	1,771,401	1,607,747	MAY	10,572,856	9,524,509	3.45	3.84	309,789	292,703	341,388	146,840	152,307	41,545	46,577	188,385	198,884
JUN	4,621,070	4,601,515	3,802,777	3,560,364	1,810,533	1,646,845	JUN	10,234,380	9,808,724	5.28	4.16	317,591	300,423	334,121	151,985	154,362	48,852	48,248	200,837	202,610
JUL	4,973,678	4,755,515	4,240,872	3,704,076	1,776,972	1,687,438	JUL	10,991,522	10,147,029	7.88	4.42	330,869	309,076	319,417	156,270	156,842	44,263	49,251	200,533	206,093
AUG	3,783,005	4,816,826	3,823,922	3,832,533	1,714,120	1,725,023	AUG	9,321,046	10,374,381	2.36	4.41	271,589	314,832	306,683	134,798	158,296	43,292	50,478	178,091	208,774
SEP	3,759,235	4,854,556	3,702,131	3,919,983	1,595,740	1,746,947	SEP	9,057,105	10,521,486	5.72	4.60	290,817	320,379	297,758	155,952	160,881	41,585	51,254	197,537	212,135
OCT	5,065,575	4,957,923	4,498,505	4,007,310	1,738,639	1,771,608	OCT	11,302,719	10,736,841	6.43	4.72	333,932	323,393	298,779	224,671	166,626	57,876	50,997	282,547	217,623
NOV	4,012,291	4,876,043	3,522,859	3,977,972	1,655,219	1,774,053	NOV	9,190,368	10,628,069	2.62	4.49	293,877	319,755	306,209	221,768	171,310	44,091	49,706	265,859	221,017
DEC	7,361,416	5,157,579	5,395,298	4,169,531	2,125,377	1,815,929	DEC 96	14,882,091	11,143,039	7.60	4.94	428,711	331,001	352,173	247,735	180,117	72,473	52,063	320,208	232,180
JAN'97	4,822,564	5,004,363	3,953,524	4,144,009	2,077,635	1,838,339	JAN 97	10,853,723	10,986,711	3.45	4.63	303,827	324,032	342,138	174,172	179,448	51,474	50,105	225,646	229,553
FEB	5,518,606	5,014,438	4,259,780	4,177,924	2,013,371	1,851,532	FEB	11,791,757	11,043,894	2.30	4.62	313,587	325,747	348,708	181,683	180,470	51,396	50,082	233,079	230,552
MAR	5,047,535	4,958,021	4,226,406	4,235,871	1,368,151	1,852,330	MAR	11,142,092	11,046,223	4.45	4.67	307,736	323,109	308,383	182,938	180,526	49,776	49,867	232,714	230,393
APR	5,673,933	4,922,573	4,492,590	4,190,680	1,944,329	1,840,957	APR	12,110,851	10,954,209	3.81	4.61	327,204	319,127	316,176	181,088	179,992	55,890	50,209	236,978	230,201
MAY	4,630,212	4,939,093	3,842,849	4,146,793	1,839,495	1,846,632	MAY	10,312,556	10,932,518	4.50	4.70	287,210	317,246	307,384	145,264	179,860	47,633	50,717	192,898	230,577
JUN	3,877,179	4,877,102	3,537,716	4,124,704	1,651,797	1,833,404	JUN	9,066,692	10,835,210	3.39	4.54	252,383	311,812	288,933	134,533	178,406	44,199	50,329	178,732	228,735
JUL	3,661,554	4,767,759	3,444,091	4,058,306	1,565,235	1,815,759	JUL	8,670,881	10,641,824	7.05	4.47	226,158	303,086	255,251	129,407	176,167	42,068	50,146	171,475	226,314
AUG	3,288,768	4,726,572	3,009,336	3,990,424	1,490,360	1,797,112	AUG	7,788,464	10,514,108	3.16	4.54	220,610	298,838	233,050	119,901	174,926	35,731	49,516	155,633	224,442
SEP	3,202,328	4,680,163	2,735,838	3,909,899	1,451,130	1,785,062	SEP	7,389,297	10,375,124	1.52	4.19	223,951	293,266	223,573	123,719	172,240	32,760	48,781	156,479	221,021
OCT	3,191,999	4,524,032	2,641,778	3,755,172	1,466,048	1,762,346	OCT	7,299,825	10,041,550	2.64	3.87	232,333	284,799	225,631	125,953	164,013	32,204	46,641	158,157	210,655
NOV	3,414,922	4,474,251	3,222,459	3,730,139	1,604,706	1,758,136	NOV	8,242,087	9,962,526	3.84	3.98	270,831	282,879	242,372	145,003	157,616	49,329	47,078	194,332	204,694
DEC	3,660,262	4,165,822	3,375,613	3,561,832	1,616,816	1,715,756	DEC 97	8,652,691	9,443,410	4.26	3.70	274,182	270,001	259,115	143,456	148,926	60,567	46,086	204,023	195,012

MONTH/ YEAR	PRINCETON	MOVING 12 MONTH AVERAGE	SOUTH BRUNSWICK	MOVING 12 MONTH AVERAGE	WEST WINDSOR	MOVING 12 MONTH AVERAGE	MONTH/ YEAR	TOTAL FLOW	RIVER ROAD STP MOVING 12 MONTH TOTAL	TOTAL RAIN FALL	MOVING 12 MONTH AVERAGE	PENNINGTON BORO/STP FLOW	PENNINGTON MOVING 12 MONTH AVERAGE	MOVING 3 MONTH AVERAGE	HOPEWELL BORO FLOW	MOVING 12 MONTH AVERAGE	PRINCETON FARMS FLOW	MOVING 12 MONTH AVERAGE	HOPEWELL STP FLOW	HOPEWELL MOVING 12 MONTH AVERAGE
JAN'98	5,074,533	4,186,819	3,847,182	3,552,970	1,656,021	1,680,622	JAN 98	10,577,736	9,420,411	4.99	3.83	328,253	272,037	291,089	169,176	148,510	77,355	48,242	246,531	196,753
FEB	5,780,407	4,208,636	4,244,156	3,551,668	1,842,532	1,666,385	FEB	11,867,096	9,426,689	4.97	4.05	348,716	274,797	316,384	186,856	148,941	72,722	50,019	259,578	198,961
MAR	5,951,431	4,283,961	4,811,175	3,600,399	2,034,965	1,680,286	MAR	12,797,571	9,564,646	4.85	4.08	356,836	278,889	343,935	194,129	149,874	70,439	51,741	264,568	201,615
APR	5,975,157	4,309,063	4,855,264	3,630,621	1,937,892	1,679,750	APR	12,768,313	9,619,434	7.20	4.36	352,878	281,029	352,143	199,825	151,435	61,448	52,205	261,274	203,640
MAY	6,017,325	4,424,656	5,063,137	3,732,312	1,960,258	1,689,813	MAY	13,040,720	9,846,781	5.46	4.44	358,882	287,001	356,199	215,996	157,330	60,238	53,255	276,234	210,585
JUN	4,121,668	4,445,030	3,771,293	3,751,777	1,779,564	1,700,461	JUN	9,672,525	9,897,267	5.39	4.61	233,685	285,443	315,148	138,598	157,668	33,642	52,375	172,240	210,044
JUL	3,634,430	4,442,769	2,920,283	3,708,126	1,632,881	1,706,098	JUL	8,187,594	9,856,993	1.99	4.19	208,563	283,977	267,043	116,970	156,632	29,926	51,364	146,896	207,995
AUG	2,991,968	4,418,036	2,612,090	3,675,022	1,566,708	1,712,460	AUG	7,170,765	9,805,518	1.75	4.07	230,308	284,785	224,185	116,903	156,382	28,681	50,776	145,584	207,158
SEP	3,357,381	4,430,957	2,590,624	3,662,921	1,665,868	1,730,355	SEP	7,613,873	9,824,233	3.12	4.21	246,857	286,694	228,576	127,971	156,736	32,760	50,776	160,731	207,512
OCT	3,345,248	4,443,728	2,629,681	3,661,913	1,581,704	1,739,993	OCT	7,556,634	9,845,634	3.30	4.26	264,710	289,392	247,292	130,404	157,107	33,785	50,908	164,189	208,015
NOV	3,287,654	4,433,122	2,477,764	3,599,855	1,643,667	1,743,240	NOV	7,409,084	9,776,217	0.98	4.02	246,781	287,388	252,783	126,902	155,599	33,039	49,550	159,941	205,149
DEC	3,177,708	4,392,909	2,485,976	3,525,719	1,631,880	1,744,495	DEC 98	7,295,564	9,663,123	0.79	3.73	261,490	286,330	257,660	109,900	152,802	35,753	47,482	145,653	200,285
JAN'99	4,496,600	4,344,748	4,270,367	3,560,984	1,858,219	1,761,345	JAN 99	10,625,186	9,667,077	7.74	3.96	341,090	287,400	283,120	156,967	151,785	72,312	47,062	229,279	198,847
FEB	4,686,379	4,253,579	4,203,334	3,557,582	1,854,707	1,762,359	FEB	10,744,421	9,573,521	3.87	3.87	326,478	285,713	309,686	156,938	149,292	56,170	45,683	213,108	194,975
MAR	5,811,813	4,241,944	4,768,952	3,554,064	2,023,037	1,761,365	MAR	12,603,802	9,557,373	4.22	3.82	344,432	284,679	337,333	222,149	151,627	67,616	45,448	289,765	197,074
APR	4,385,125	4,109,442	3,876,556	3,472,505	1,909,855	1,759,029	APR	10,171,536	9,340,975	2.77	3.45	287,500	279,231	319,470	171,225	149,244	44,865	44,066	216,090	193,309
MAY	4,097,084	3,949,422	3,586,858	3,349,482	1,790,666	1,744,896	MAY	9,474,608	9,043,799	4.84	3.40	286,231	273,177	306,054	147,865	143,566	48,624	43,098	196,489	186,664
JUN	3,262,410	3,877,817	3,073,675	3,291,347	1,680,909	1,736,675	JUN	8,016,994	8,905,838	0.84	3.02	247,588	274,336	273,773	131,371	142,964	35,758	43,274	167,129	186,238
JUL	2,912,673	3,817,670	2,758,864	3,277,895	1,540,486	1,728,975	JUL	7,212,023	8,824,541	1.66	2.99	198,597	273,505	244,139	116,889	142,957	35,546	43,742	152,435	186,699
AUG	2,817,775	3,803,154	2,851,440	3,297,841	1,634,153	1,734,596	AUG	7,303,368	8,835,591	6.93	3.42	211,279	271,919	219,155	124,167	143,562	43,029	44,938	167,196	188,500
SEP	4,181,345	3,871,818	3,681,763	3,388,769	1,808,544	1,746,486	SEP	9,671,652	9,007,073	11.05	4.08	282,048	274,852	230,642	160,876	146,304	86,711	49,434	247,587	195,736
OCT	3,408,140	3,877,059	3,324,739	3,446,691	1,740,524	1,759,721	OCT	8,473,404	9,083,470	2.91	4.05	251,117	273,719	248,148	146,464	147,643	67,892	52,276	220,304	199,919
NOV	3,115,988	3,862,753	3,431,286	3,526,151	1,758,823	1,769,317	NOV	8,306,098	9,158,221	2.29	4.16	253,188	274,253	262,118	140,551	148,780	55,301	54,131	195,852	202,912
DEC	3,914,066	3,924,117	4,145,512	3,664,446	1,799,044	1,783,247	DEC 99	9,858,621	9,371,809	3.44	4.38	295,961	277,126	266,755	177,995	154,455	84,976	58,233	262,971	212,688
JAN'00	3,520,178	3,842,748	3,735,255	3,619,853	1,868,942	1,784,141	JAN 00	9,124,375	9,246,742	3.20	4.00	264,910	270,777	271,353	160,528	154,751	63,946	57,536	224,474	212,288
FEB	4,439,331	3,822,161	4,368,784	3,633,640	2,049,823	1,800,401	FEB	10,857,938	9,256,202	2.01	3.85	316,710	269,963	292,527	180,582	156,722	113,479	62,312	294,061	219,034
MAR	4,388,869	3,703,582	4,455,032	3,607,480	2,093,316	1,806,257	MAR	10,937,217	9,117,320	3.84	3.82	300,975	266,342	294,198	199,931	154,870	63,459	61,965	263,390	216,836
APR	4,309,474	3,697,278	4,388,880	3,650,174	2,071,822	1,819,754	APR	10,770,176	9,167,206	3.33	3.86	286,085	268,224	301,257	163,743	154,247	76,821	64,628	240,564	218,875
MAY	3,781,656	3,670,992	4,201,377	3,701,384	2,065,137	1,842,627	MAY	10,048,169	9,215,003	4.56	3.84	288,129	268,382	291,730	149,490	154,382	71,020	66,495	220,510	220,877
JUN	3,263,554	3,671,087	3,661,632	3,750,380	1,950,094	1,865,059	JUN	8,875,281	9,286,527	3.53	4.06	259,726	267,394	277,980	129,942	154,263	54,261	68,037	184,203	222,300
JUL	2,887,122	3,668,958	3,334,876	3,798,381	1,724,647	1,880,406	JUL	7,946,645	9,347,745	4.13	4.27	227,551	269,807	258,469	144,103	156,531	59,692	70,049	203,794	226,580
AUG	3,354,246	3,713,664	3,933,628	3,888,564	1,845,169	1,897,991	AUG	9,133,043	9,500,218	4.74	4.09	246,306	272,726	244,528	162,440	159,720	86,134	73,641	248,574	233,361
SEP	3,261,421	3,637,004	3,493,274	3,872,856	1,813,917	1,898,438	SEP	8,568,612	9,408,298	4.65	3.55	258,787	270,787	244,215	164,023	159,983	76,995	72,831	241,018	232,814
OCT	3,077,696	3,609,467	3,223,672	3,864,434	1,767,013	1,900,646	OCT	8,068,380	9,374,546	0.88	3.38	236,187	269,543	247,093	123,904	158,103	58,290	72,031	182,193	230,134
NOV	3,050,518	3,604,011	3,273,573	3,851,291	1,745,071	1,899,500	NOV	8,069,162	9,354,802	2.50	3.40	236,720	268,171	243,898	124,753	156,786	68,517	73,132	193,270	229,919
DEC	3,581,346	3,576,284	3,543,404	3,801,116	1,924,628	1,909,965	DEC 00	9,049,379	9,287,365	3.91	3.44	276,077	266,514	249,662	153,167	154,717	89,740	73,530	242,907	228,247
JAN'01	4,211,345	3,633,882	4,405,976	3,857,009	2,131,868	1,931,875	JAN 01	10,749,189	9,422,786	3.80	3.49	300,838	269,508	271,212	169,184	155,439	99,774	76,515	268,958	231,954
FEB	5,062,540	3,685,816	4,724,468	3,886,649	2,225,068	1,946,479	FEB	12,012,076	9,518,944	2.74	3.55	327,952	270,445	301,623	195,118	156,650	137,652	78,530	332,769	235,179
MAR	5,473,527	3,776,204	5,177,950	3,946,892	2,375,029	1,969,955	MAR	13,026,505	9,693,051	6.04	3.73	360,239	275,383	329,676	192,047	155,993	151,884	85,898	343,931	241,891
APR	4,816,148	3,818,427	4,193,492	3,930,810	2,348,231	1,992,989	APR	11,357,871	9,742,026	1.99	3.62	287,707	275,518	325,299	164,862	156,086	94,532	87,374	259,393	243,460
MAY	3,474,334	3,792,816	3,271,404	3,853,112	2,036,552	1,990,607	MAY	8,782,291	9,636,536	3.37	3.52	264,419	273,542	304,122	134,086	154,802	78,605	88,006	212,690	242,808
JUN	4,054,762	3,858,750	3,912,200	3,873,993	1,961,916	1,991,592	JUN	9,928,878	9,724,336	6.26	3.75	290,915	276,142	281,014	164,478	157,680	98,438	91,688	262,916	249,368
JUL	2,866,958	3,857,070	3,095,859	3,854,075	1,859,488	2,002,829	JUL	7,822,305	9,713,974	3.79	3.72	210,379	274,711	255,238	114,426	155,207	50,534	90,924	164,959	246,132
AUG	2,579,819	3,792,534	3,111,440	3,785,559	1,856,222	2,003,750	AUG	7,547,480	9,581,844	3.72	3.64	223,988	272,851	241,761	117,986	151,503	53,621	88,215	171,607	239,718
SEP	2,594,326	3,736,943	2,946,309	3,739,979	1,787,552	2,001,553	SEP	7,328,186	9,478,475	3.28	3.52	229,921	270,445	221,429	122,846	148,071	52,772	86,196	175,618	234,268
OCT	2,646,430	3,701,004	2,722,045	3,698,177	1,965,830	2,018,121	OCT	7,334,306	9,417,302	0.91	3.53	245,113	271,189	233,007	116,978	147,494	48,944	85,418	165,922	232,912
NOV	2,594,733	3,663,022	2,688,171	3,649,393	1,892,532	2,030,410	NOV	7,175,437	9,342,825	0.94	3.40	236,937	271,207	237,324	118,656	146,986	50,670	83,930	169,326	230,916

MONTH/ YEAR	PRINCETON	MOVING 12 MONTH AVERAGE	SOUTH BRUNSWICK	MOVING 12 MONTH AVERAGE	WEST WINDSOR	MOVING 12 MONTH AVERAGE	MONTH/ YEAR	TOTAL FLOW	RIVER ROAD STP MOVING 12 MONTH TOTAL	TOTAL RAIN FALL	MOVING 12 MONTH AVERAGE	PENNINGTON BORO/STP FLOW	PENNINGTON MOVING 12 MONTH AVERAGE	MOVING 3 MONTH AVERAGE	HOPEWELL BORO FLOW	MOVING 12 MONTH AVERAGE	PRINCETON FARMS FLOW	MOVING 12 MONTH AVERAGE	HOPEWELL STP FLOW	HOPEWELL MOVING 12 MONTH AVERAGE
DEC	2,418,311	3,566,103	2,893,097	3,595,201	1,886,115	2,027,200	DEC 01	7,197,523	9,188,504	2.48	3.28	229,243	267,304	237,098	128,098	144,897	60,724	81,512	188,821	226,409
JAN'02	2,738,669	3,443,380	3,253,897	3,499,194	1,755,182	1,995,810	JAN 02	7,747,748	8,938,384	3.01	3.21	251,729	263,212	239,303	136,400	142,165	94,622	81,083	231,022	223,248
FEB	2,884,510	3,261,877	3,245,365	3,375,936	1,723,619	1,954,022	FEB	7,853,494	8,591,835	0.86	3.05	243,158	256,146	241,377	121,897	136,063	92,706	77,337	214,604	213,401
MAR	3,401,761	3,089,230	3,871,364	3,267,054	1,787,328	1,905,047	MAR	9,060,453	8,261,331	4.82	2.95	267,885	248,449	254,257	146,918	132,303	145,180	76,779	292,098	209,081
APR	3,394,907	2,970,793	3,551,561	3,213,559	1,816,301	1,860,720	APR	8,762,768	8,045,072	4.45	3.16	254,015	245,642	255,019	131,748	129,543	91,395	76,517	223,142	206,060
MAY	4,248,869	3,035,171	4,393,800	3,307,092	1,913,242	1,850,444	MAY	10,553,911	8,192,707	5.61	3.34	304,167	248,954	275,356	166,825	132,271	132,252	80,988	299,078	213,259
JUN	3,135,478	2,958,564	3,438,446	3,267,613	1,934,363	1,843,148	JUN	8,508,287	8,074,325	5.13	3.25	247,302	245,320	268,495	147,590	130,864	84,753	79,848	232,343	210,712
JUL	2,606,643	2,936,871	2,850,595	3,247,174	1,709,839	1,835,677	JUL	7,167,077	8,019,723	1.41	3.05	206,450	244,992	252,640	116,836	131,065	47,006	79,554	183,843	210,619
AUG	2,448,990	2,925,969	2,656,532	3,209,265	1,743,316	1,826,268	AUG	6,848,838	7,961,502	2.96	2.99	208,751	243,723	220,834	116,163	130,913	48,212	79,103	184,375	210,016
SEP	2,983,185	2,958,374	3,136,033	3,225,076	1,918,284	1,837,163	SEP	8,037,503	8,020,612	5.41	3.17	241,760	244,709	218,987	125,614	131,143	63,824	80,024	189,437	211,167
OCT	3,427,505	3,023,463	3,995,638	3,331,208	2,106,025	1,848,846	OCT	9,529,168	8,203,517	6.83	3.66	268,796	246,683	239,769	136,941	132,807	135,321	87,222	272,261	220,029
NOV	4,189,591	3,156,368	4,558,783	3,487,093	2,176,792	1,872,534	NOV	10,925,166	8,515,995	5.37	4.03	309,420	252,723	273,325	172,616	137,304	181,821	98,151	354,437	235,455
DEC	4,862,425	3,360,044	4,527,877	3,623,324	2,216,518	1,900,067	DEC 02	11,606,820	8,883,436	5.47	4.28	327,075	260,876	301,763	162,773	140,193	202,008	109,925	364,781	250,118
JAN'03	4,611,798	3,516,138	4,256,291	3,706,857	2,299,808	1,945,453	JAN 03	11,167,897	9,168,448	2.81	4.26	289,842	264,052	308,779	156,857	141,898	133,045	113,127	289,902	255,025
FEB	4,232,893	3,628,504	3,846,967	3,756,991	2,079,477	1,975,108	FEB	10,159,337	9,360,602	7.41	4.81	278,456	266,993	298,458	129,834	142,560	123,298	115,676	253,133	258,236
MAR	6,435,343	3,881,302	5,273,587	3,873,842	2,432,001	2,028,831	MAR	14,140,931	9,783,975	4.82	4.81	362,951	274,915	310,416	174,108	144,825	250,495	124,452	424,603	269,278
APR	4,832,474	4,001,099	4,433,822	3,947,364	2,418,618	2,079,024	APR	11,684,915	10,027,487	2.46	4.64	303,031	279,000	314,813	164,607	147,564	139,618	128,471	304,226	276,035
MAY	3,662,791	3,952,426	3,716,837	3,890,951	2,249,101	2,107,012	MAY	9,628,729	9,950,389	5.38	4.62	266,573	275,867	310,852	123,228	143,931	84,510	124,492	207,738	268,423
JUN	7,027,940	4,276,798	5,977,750	4,102,559	2,595,869	2,162,137	JUN	15,601,559	10,541,495	10.05	5.03	417,224	290,027	328,943	192,919	147,708	258,130	138,941	451,049	286,649
JUL	3,366,134	4,340,089	3,369,984	4,145,842	2,202,068	2,203,156	JUL	8,938,186	10,689,087	5.51	5.37	222,403	291,357	302,067	114,078	147,478	54,501	139,565	168,580	287,043
AUG	3,184,783	4,401,405	3,838,850	4,244,368	2,044,574	2,228,261	AUG	9,068,206	10,874,035	4.17	5.47	242,782	294,193	294,136	115,465	147,420	81,915	142,374	197,381	289,794
SEP	3,416,533	4,437,517	3,680,155	4,289,712	2,112,468	2,244,443	SEP	9,209,155	10,971,672	7.72	5.67	265,496	296,171	243,560	117,990	146,785	81,238	143,825	199,228	290,610
OCT	3,635,280	4,454,832	3,686,838	4,263,978	2,079,609	2,242,242	OCT	9,401,727	10,961,052	6.15	5.61	298,785	298,670	269,021	120,802	145,440	104,459	141,253	225,261	286,693
NOV	5,130,902	4,533,275	4,907,458	4,293,035	2,199,126	2,244,103	NOV	12,237,486	11,070,412	6.53	5.71	358,940	302,796	307,740	172,618	145,440	154,963	139,015	327,581	284,455
DEC	6,288,625	4,652,125	5,317,593	4,358,844	2,427,732	2,261,704	DEC 03	14,033,950	11,272,673	6.41	5.78	445,180	312,639	367,635	243,438	152,162	142,291	134,039	385,729	286,201
JAN'04	3,930,959	4,595,388	3,734,613	4,315,371	2,247,170	2,257,318	JAN 04	9,912,741	11,168,077	0.98	5.63	258,037	309,988	354,052	152,616	151,809	72,363	128,982	224,979	280,790
FEB	4,502,561	4,617,660	4,126,482	4,338,664	2,300,766	2,275,759	FEB	10,929,809	11,232,283	2.96	5.26	302,378	311,982	335,198	187,140	156,584	88,543	126,086	275,683	282,670
MAR	4,497,758	4,456,395	4,416,963	4,267,279	2,280,471	2,263,131	MAR	11,195,191	10,986,805	3.01	5.11	313,559	307,866	291,325	175,555	156,705	113,351	114,657	288,906	271,362
APR	5,586,462	4,519,227	4,904,477	4,306,500	2,427,034	2,263,832	APR	12,917,973	11,089,560	6.03	5.41	358,672	312,502	324,870	192,585	159,036	142,311	114,881	334,898	273,917
MAY	3,745,689	4,526,135	3,774,805	4,311,331	2,278,845	2,266,311	MAY	9,799,339	11,103,777	4.33	5.32	272,773	313,019	315,001	150,950	161,346	62,477	113,045	213,428	274,392
JUN	2,867,876	4,179,463	3,431,164	4,099,115	2,099,214	2,224,923	JUN	8,398,254	10,503,502	1.39	4.60	233,840	297,737	288,428	116,722	154,997	50,156	95,714	166,878	250,711
JUL	3,144,891	4,161,026	3,790,120	4,134,126	2,025,358	2,210,197	JUL	8,960,369	10,505,350	7.61	4.77	261,649	301,008	256,087	129,753	156,303	94,905	99,081	224,657	255,384
AUG	2,867,812	4,134,612	3,661,401	4,119,339	2,043,836	2,210,136	AUG	8,573,048	10,464,087	2.80	4.66	229,952	299,938	241,814	121,663	156,819	63,619	97,556	185,282	254,376
SEP	2,912,714	4,092,627	3,307,713	4,088,302	2,053,096	2,205,188	SEP	8,273,524	10,386,118	5.93	4.51	261,261	299,586	250,954	125,606	157,454	62,374	95,984	187,980	253,438
OCT	2,998,740	4,039,582	3,302,473	4,056,272	2,077,383	2,205,003	OCT	8,378,596	10,300,857	1.62	4.13	251,255	295,625	247,489	104,429	156,090	66,952	92,859	171,381	248,948
NOV	3,600,435	3,912,043	4,054,684	3,985,207	2,032,270	2,191,098	NOV	9,687,388	10,088,349	4.74	3.98	287,135	289,641	266,550	121,511	151,831	118,874	89,851	240,385	241,682
DEC'04	4,515,052	3,764,246	4,631,265	3,928,013	2,197,547	2,171,916	DEC 04	11,343,863	9,864,175	3.85	3.77	328,404	279,910	288,931	205,623	148,679	126,235	88,513	331,857	237,193
JAN'05	4,618,976	3,821,580	4,606,389	4,000,661	2,192,177	2,167,333	JAN 05	11,417,542	9,989,575	4.67	4.08	348,910	287,482	321,483	222,638	154,515	115,608	92,117	338,247	246,632
FEB	4,607,799	3,830,350	4,604,144	4,040,466	2,316,269	2,168,825	FEB	11,528,212	10,039,442	2.46	4.04	342,301	290,809	339,871	212,088	156,594	118,961	94,652	331,049	251,246
MAR	4,741,373	3,850,652	4,629,754	4,058,199	2,351,260	2,174,524	MAR	11,722,386	10,083,375	5.49	4.24	350,814	293,914	347,342	214,242	159,818	128,547	95,918	342,790	255,736
APR	5,492,432	3,842,816	4,714,143	4,042,338	2,531,956	2,183,268	APR	12,738,531	10,068,421	4.26	4.10	335,496	291,982	342,870	215,066	161,691	110,936	93,304	326,003	254,995
MAY	3,328,124	3,808,019	3,453,047	4,015,525	2,197,904	2,176,522	MAY	8,979,075	10,000,066	2.47	3.94	254,900	290,493	313,737	132,419	160,147	52,541	92,476	184,961	252,623
JUN	2,924,875	3,812,769	3,501,114	4,021,354	2,102,060	2,176,760	JUN	8,528,049	10,010,882	7.11	4.42	254,213	292,191	281,536	140,313	162,113	52,836	92,699	193,149	254,812
JUL	3,139,659	3,812,333	4,042,513	4,042,387	2,016,896	2,176,054	JUL	9,199,067	10,030,773	3.28	4.06	247,695	291,028	252,269	166,901	165,208	68,912	90,533	235,813	255,741
AUG	2,677,928	3,796,509	2,996,822	3,987,005	1,931,496	2,166,693	AUG	7,606,247	9,950,207	1.41	3.94	223,197	290,465	241,702	143,766	167,050	39,713	88,541	183,479	255,591
SEP	2,679,759	3,777,096	2,840,617	3,948,080	1,804,960	2,146,015	SEP	7,325,337	9,871,191	2.26	3.64	218,529	286,904	229,807	107,676	165,556	43,161	86,940	150,838	252,496
OCT	5,683,514	4,000,827	5,237,157	4,109,304	2,302,187	2,164,748	OCT	13,222,857	10,274,879	13.67	4.64	338,769	294,197	260,165	227,799	175,837	131,592	92,326	359,391	268,163
NOV	3,962,403	4,030,991	3,914,879	4,097,654	2,123,733	2,172,370	NOV	10,001,014	10,301,015	3.37	4.53	294,111	294,778	283,803	152,406	178,412	102,390	90,953	254,796	269,364

MONTH/ YEAR	PRINCETON	MOVING 12 MONTH AVERAGE	SOUTH BRUNSWICK	MOVING 12 MONTH AVERAGE	WEST WINDSOR	MOVING 12 MONTH AVERAGE	MONTH/ YEAR	TOTAL FLOW	RIVER ROAD STP MOVING 12 MONTH TOTAL	TOTAL RAIN FALL	MOVING 12 MONTH AVERAGE	PENNINGTON BORO/STP FLOW	PENNINGTON MOVING 12 MONTH AVERAGE	MOVING 3 MONTH AVERAGE	HOPEWELL BORO FLOW	MOVING 12 MONTH AVERAGE	PRINCETON FARMS FLOW	MOVING 12 MONTH AVERAGE	HOPEWELL STP FLOW	HOPEWELL MOVING 12 MONTH AVERAGE
DEC 05	4,720,774	4,048,135	4,586,880	4,093,955	2,265,168	2,178,005	DEC 05	11,572,822	10,320,095	2.96	4.45	380,064	299,083	337,648	211,145	178,872	104,558	89,146	315,703	268,018
JAN'06	5,999,933	4,163,214	5,276,138	4,149,767	2,551,684	2,207,964	JAN 06	13,827,754	10,520,946	5.24	4.50	402,645	303,561	358,940	272,801	183,052	134,010	90,680	406,811	273,732
FEB	4,846,750	4,183,127	4,412,044	4,133,759	2,380,458	2,213,313	FEB	11,639,253	10,530,199	1.66	4.43	338,517	303,246	373,742	190,277	181,234	105,386	89,548	295,663	270,783
MAR	3,500,456	4,079,717	3,322,992	4,024,862	2,283,036	2,207,628	MAR	9,106,484	10,312,207	1.28	4.08	266,656	296,233	335,939	126,214	173,899	60,793	83,902	187,008	257,801
APR	3,782,214	3,937,199	3,788,947	3,947,763	2,220,368	2,181,662	APR	9,791,529	10,066,624	4.56	4.11	294,996	292,858	300,056	137,628	167,446	87,629	81,960	225,257	249,406
MAY	3,578,044	3,958,026	3,766,291	3,973,866	2,237,261	2,184,942	MAY	9,581,595	10,116,834	2.54	4.11	276,309	294,642	279,320	137,251	167,848	64,695	82,973	201,946	250,821
JUN	3,781,660	4,029,424	4,610,779	4,066,338	2,328,911	2,203,846	JUN	10,721,350	10,299,609	11.28	4.46	309,864	299,279	293,723	174,423	170,691	83,329	85,514	257,752	256,205
JUL	3,101,823	4,026,271	3,659,928	4,034,456	2,089,201	2,209,872	JUL	8,850,952	10,270,599	3.79	4.50	281,532	302,099	289,235	131,122	167,709	65,583	85,237	196,705	252,946
AUG	2,514,360	4,012,641	3,081,036	4,041,474	1,975,765	2,213,561	AUG	7,571,161	10,267,676	6.97	4.96	209,872	300,989	267,089	103,392	164,345	44,051	85,598	147,443	249,943
SEP	3,258,439	4,060,864	3,798,305	4,121,281	2,176,601	2,244,531	SEP	9,233,344	10,426,676	5.34	5.22	268,158	305,124	253,187	146,693	167,596	80,172	88,682	226,864	256,278
OCT	4,018,206	3,922,088	4,430,573	4,054,066	2,306,986	2,244,931	OCT	10,755,765	10,221,085	7.70	4.72	290,770	301,124	256,267	194,573	164,827	104,112	86,392	298,685	251,219
NOV	5,218,237	4,026,741	5,187,486	4,160,117	2,560,405	2,281,320	NOV	12,966,128	10,468,178	6.79	5.01	339,886	304,939	299,605	246,001	172,627	128,960	88,606	374,961	261,233
DEC 06	3,725,842	3,943,830	4,079,786	4,117,859	2,396,808	2,292,290	DEC 06	10,202,436	10,353,979	2.72	4.99	246,575	293,815	292,410	179,065	169,953	77,043	88,313	256,107	256,267
JAN'07	4,663,511	3,832,462	4,524,654	4,055,235	2,474,431	2,285,853	JAN 07	11,662,596	10,173,549	5.93	5.05	301,030	285,347	295,831	197,848	163,707	101,922	83,639	299,770	247,347
FEB	3,289,886	3,702,723	3,276,960	3,960,645	2,226,356	2,273,011	FEB	8,793,202	9,936,378	0.88	4.98	233,059	276,559	260,221	123,321	158,128	63,529	80,151	186,849	238,279
MAR	5,215,426	3,845,637	4,883,977	4,090,727	2,545,100	2,294,849	MAR	12,644,503	10,231,213	4.45	5.25	347,478	283,294	293,856	234,007	167,110	127,709	85,728	361,717	252,838
APR	6,757,494	4,093,577	5,845,358	4,262,094	2,852,305	2,347,511	APR	15,455,157	10,703,182	11.54	5.83	373,397	289,827	317,978	264,107	177,650	122,188	88,608	386,295	266,258
MAY	3,626,826	4,097,642	3,843,381	4,268,519	2,524,599	2,371,456	MAY	9,994,805	10,737,617	2.16	5.80	250,607	287,686	323,827	135,407	177,497	61,324	88,327	196,732	265,823
JUN	2,980,579	4,030,886	3,672,237	4,190,307	2,344,138	2,372,724	JUN	8,996,954	10,593,917	6.33	5.38	243,004	282,114	289,003	122,083	173,135	56,549	86,095	178,633	259,230
JUL	2,801,533	4,005,861	3,524,180	4,178,995	2,156,853	2,378,362	JUL	8,482,566	10,563,218	4.96	5.48	235,195	278,253	242,935	123,666	172,514	57,481	85,420	181,147	257,934
AUG	2,543,084	4,008,255	3,412,349	4,206,604	2,089,966	2,387,879	AUG	8,045,399	10,602,738	2.49	5.11	215,549	278,726	231,249	115,834	173,550	45,499	85,541	161,332	259,091
SEP	2,632,836	3,956,122	3,031,840	4,142,732	2,080,034	2,379,832	SEP	7,744,711	10,478,685	0.85	4.73	212,612	274,097	221,119	99,850	169,647	44,860	82,598	144,711	252,245
OCT	2,803,333	3,854,882	3,279,412	4,046,802	2,106,451	2,363,120	OCT	8,189,197	10,264,804	4.75	4.49	237,990	269,699	222,050	115,573	163,063	50,898	78,164	166,471	241,227
NOV	2,771,191	3,650,962	3,308,043	3,890,182	2,097,455	2,324,541	NOV	8,176,690	9,865,685	4.42	4.29	224,215	260,059	224,939	114,846	152,134	54,752	71,979	169,598	224,113
DEC 07	3,377,628	3,621,944	4,425,452	3,918,987	2,195,110	2,307,733	DEC 07	9,998,190	9,848,664	4.25	4.42	264,274	261,534	242,160	178,432	152,081	124,700	75,951	303,132	228,032
JAN'08	3,535,044	3,527,905	4,207,010	3,892,517	2,240,516	2,288,240	JAN 08	9,982,570	9,708,662	5.34	4.37	268,210	258,799	252,233	170,736	149,822	93,994	75,290	264,730	225,112
FEB	4,799,070	3,653,670	4,945,125	4,031,530	2,424,951	2,304,790	FEB	12,169,146	9,989,991	6.27	4.82	330,075	266,884	287,519	232,866	158,951	127,157	80,593	360,024	239,543
MAR	4,796,678	3,618,775	4,693,041	4,015,619	2,523,996	2,303,031	MAR	12,013,715	9,937,425	5.92	4.94	306,070	263,433	301,451	217,619	157,585	112,151	79,296	329,770	236,881
APR	3,500,102	3,347,325	3,764,715	3,842,232	2,360,517	2,262,049	APR	9,625,334	9,451,606	3.94	4.31	232,941	251,729	289,695	135,853	146,897	66,214	74,632	202,067	221,529
MAY	3,669,580	3,350,838	4,210,659	3,872,839	2,404,444	2,252,036	MAY	10,284,683	9,475,763	4.91	4.54	257,431	252,297	265,481	146,197	147,796	74,544	75,733	220,741	223,530
JUN	2,751,411	3,331,791	3,475,917	3,856,479	2,387,664	2,255,663	JUN	8,614,992	9,443,933	1.62	4.14	236,619	251,765	242,330	123,234	147,892	49,537	75,149	172,771	223,041
JUL	2,536,029	3,309,665	3,076,973	3,819,211	2,212,862	2,260,330	JUL	7,825,863	9,389,207	4.80	4.13	190,768	248,063	228,272	112,769	146,984	41,154	73,788	153,923	220,772
AUG	2,247,987	3,285,074	2,855,396	3,772,799	2,155,112	2,265,759	AUG	7,258,495	9,323,632	0.81	3.99	176,223	244,786	201,203	103,228	145,934	34,673	72,886	137,901	218,820
SEP	2,835,065	3,301,926	3,654,703	3,824,704	2,248,425	2,279,792	SEP	8,738,192	9,406,422	2.94	4.16	234,582	246,616	200,524	130,615	148,497	51,825	73,467	182,440	221,964
OCT	2,764,828	3,298,718	3,433,983	3,837,585	2,218,631	2,289,140	OCT	8,417,443	9,425,443	3.16	4.03	221,990	245,283	210,931	132,869	149,939	63,871	74,548	196,740	224,486
NOV	3,091,378	3,325,400	4,133,935	3,906,409	2,323,427	2,307,971	NOV	9,548,741	9,539,780	3.10	3.92	239,339	246,543	231,970	158,076	153,541	101,150	78,414	259,226	231,955
DEC 08	4,654,529	3,431,808	5,344,924	3,983,032	2,547,518	2,337,338	DEC 08	12,546,970	9,752,179	6.54	4.11	337,695	252,662	266,341	240,321	158,698	149,826	80,508	390,147	239,207
JAN'09	3,737,762	3,448,702	4,168,984	3,979,863	2,628,177	2,369,643	JAN 09	10,534,923	9,798,208	3.70	3.98	266,909	252,553	281,314	166,222	158,322	84,901	79,750	251,124	238,073
FEB	3,343,154	3,327,375	3,824,228	3,886,455	2,430,270	2,370,087	FEB	9,597,652	9,583,917	2.42	3.66	245,357	245,494	283,320	137,052	150,338	75,426	75,439	212,477	225,777
MAR	2,963,175	3,174,583	3,525,948	3,789,197	2,244,283	2,346,777	MAR	8,733,405	9,310,558	1.42	3.28	225,652	238,792	245,972	112,878	141,609	63,651	71,398	176,529	213,007
APR	4,005,367	3,216,689	4,286,046	3,832,641	2,380,426	2,348,437	APR	10,671,839	9,397,766	3.59	3.25	280,563	242,761	250,524	149,942	142,784	101,968	74,377	251,910	217,161
MAY	4,334,012	3,272,058	4,500,872	3,856,825	2,486,408	2,355,267	MAY	11,321,292	9,484,151	7.61	3.48	315,073	247,564	273,762	186,188	146,116	99,424	76,450	285,612	222,567
JUN	3,737,008	3,354,191	4,443,683	3,937,473	2,454,525	2,360,839	JUN	10,635,216	9,652,503	7.89	4.00	274,358	250,709	289,998	193,969	152,011	103,973	80,987	297,941	232,998
JUL	3,024,391	3,394,888	3,502,278	3,972,915	2,229,398	2,362,217	JUL	8,756,067	9,730,020	8.32	4.29	218,908	253,054	269,446	135,531	153,908	66,502	83,099	202,032	237,007
AUG	3,841,528	3,527,683	3,729,910	4,045,791	2,381,821	2,381,109	AUG	9,953,259	9,954,583	9.97	5.06	314,403	264,569	269,223	220,071	163,645	124,457	90,581	344,528	254,226
SEP	3,119,753	3,551,407	3,095,223	3,999,168	2,193,056	2,376,495	SEP	8,408,032	9,927,070	2.52	5.02	245,429	265,473	259,580	160,738	166,155	69,752	92,075	230,490	258,230
OCT	3,445,906	3,608,164	3,447,453	4,000,290	2,262,823	2,380,178	OCT	9,156,182	9,988,631	5.14	5.19	283,853	270,628	281,228	171,944	169,411	94,283	94,609	266,226	264,020
NOV	3,301,059	3,625,637	3,433,792	3,941,945	2,277,560	2,378,356	NOV	9,012,411	9,943,937	1.50	5.05	230,583	269,899	253,288	162,011	169,739	78,326	92,707	240,336	262,446

MONTH/ YEAR	PRINCETON	MOVING 12 MONTH AVERAGE	SOUTH BRUNSWICK	MOVING 12 MONTH AVERAGE	WEST WINDSOR	MOVING 12 MONTH AVERAGE	MONTH/ YEAR	TOTAL FLOW	RIVER ROAD STP MOVING 12 MONTH TOTAL	TOTAL RAIN FALL	MOVING 12 MONTH AVERAGE	PENNINGTON BORO/STP FLOW	PENNINGTON MOVING 12 MONTH AVERAGE	MOVING 3 MONTH AVERAGE	HOPEWELL BORO FLOW	MOVING 12 MONTH AVERAGE	PRINCETON FARMS FLOW	MOVING 12 MONTH AVERAGE	HOPEWELL STP FLOW	HOPEWELL MOVING 12 MONTH AVERAGE
DEC 09	5,239,628	3,674,395	4,976,206	3,911,218	2,572,873	2,378,468	DEC 09	12,788,707	9,964,082	6.62	5.06	362,371	271,955	292,269	239,129	169,640	140,755	91,951	379,884	261,591
JAN 10	3,846,789	3,683,648	4,012,500	3,898,178	2,384,469	2,358,159	JAN 10	10,245,758	9,939,985	4.04	5.09	283,073	273,302	292,009	195,040	172,041	84,103	91,885	279,143	263,926
FEB	4,137,345	3,749,830	4,348,416	3,941,860	2,463,410	2,360,921	FEB	10,949,171	10,052,612	1.61	5.02	295,877	277,512	313,773	192,130	176,631	98,077	93,772	290,207	270,403
MAR	6,937,555	4,081,028	6,451,486	4,185,655	3,123,834	2,434,217	MAR	16,512,874	10,700,901	9.60	5.70	461,673	297,180	346,874	326,807	194,458	183,402	103,752	510,210	298,210
APR	4,175,477	4,095,204	4,277,723	4,184,962	2,468,030	2,441,517	APR	10,921,230	10,721,683	2.30	5.59	266,074	295,973	341,208	187,739	197,608	68,552	100,967	256,291	298,575
MAY	3,102,899	3,992,611	3,457,093	4,097,980	2,387,055	2,433,238	MAY	8,947,046	10,523,829	5.41	5.41	253,848	290,871	327,198	128,656	192,814	54,216	97,200	182,872	290,013
JUN	2,647,060	3,901,783	3,183,687	3,992,980	2,138,123	2,406,871	JUN	7,968,870	10,301,634	1.84	4.91	201,681	284,814	240,534	113,868	186,139	40,595	91,918	154,463	278,057
JUL	2,468,897	3,855,491	2,832,018	3,937,125	2,018,794	2,389,321	JUL	7,319,709	10,181,937	1.76	4.36	180,401	281,605	211,977	105,057	183,599	34,245	89,230	139,302	272,829
AUG	2,245,889	3,722,521	2,601,343	3,843,078	1,918,936	2,350,747	AUG	6,766,169	9,916,347	2.44	3.73	167,315	269,348	183,133	105,492	174,051	32,532	81,570	138,024	255,621
SEP	2,402,521	3,662,752	2,587,342	3,800,755	1,915,696	2,327,634	SEP	6,905,558	9,791,140	3.08	3.78	178,330	263,757	175,349	106,208	169,507	36,314	78,783	142,523	248,290
OCT	2,726,311	3,602,786	3,131,158	3,774,397	2,016,451	2,307,103	OCT	7,873,920	9,684,285	5.01	3.77	226,199	258,952	190,615	133,663	166,317	66,165	76,440	199,828	242,757
NOV	2,599,025	3,544,283	3,010,784	3,739,146	2,010,761	2,284,869	NOV	7,620,570	9,568,298	2.19	3.83	212,914	257,480	205,815	125,594	163,282	65,109	75,339	190,703	238,621
DEC 10	2,809,093	3,341,738	3,389,802	3,606,946	2,071,565	2,243,094	DEC 10	8,270,461	9,191,778	2.99	3.52	226,880	246,189	221,998	154,109	156,197	96,386	71,641	250,495	227,838
JAN 11	2,810,326	3,255,200	3,589,255	3,571,676	2,130,682	2,221,945	JAN 11	8,530,263	9,048,820	1.80	3.34	219,980	240,931	219,925	147,131	152,205	78,788	71,198	225,918	223,403
FEB	4,948,928	3,322,832	5,275,665	3,648,946	2,418,394	2,218,193	FEB	12,642,988	9,189,971	3.23	3.47	358,683	246,165	268,514	243,468	156,483	166,413	76,893	409,881	233,376
MAR	5,584,034	3,210,038	5,390,683	3,560,546	2,800,178	2,191,222	MAR	13,774,895	8,961,807	7.05	3.26	372,390	238,725	317,017	273,250	152,020	138,849	73,180	412,098	225,200
APR	5,064,077	3,284,088	5,171,357	3,635,016	2,819,132	2,220,480	APR	13,054,566	9,139,585	6.69	3.62	364,628	246,937	365,233	233,244	155,812	115,548	77,097	348,793	232,908
MAY	4,086,660	3,366,069	4,085,037	3,687,344	2,528,353	2,232,255	MAY	10,700,051	9,285,668	5.50	3.63	297,641	250,587	344,886	184,799	160,490	79,985	79,244	264,784	239,734
JUN	2,812,935	3,379,891	3,302,907	3,697,279	2,246,495	2,241,286	JUN	8,362,336	9,318,457	2.54	3.69	230,866	253,019	297,712	135,464	162,290	47,397	79,811	182,861	242,101
JUL	2,726,920	3,401,393	3,265,092	3,733,369	2,084,562	2,246,767	JUL	8,076,575	9,381,529	3.11	3.80	197,317	254,429	241,941	115,398	163,152	36,444	79,994	151,842	243,146
AUG	4,583,013	3,596,154	4,959,231	3,929,860	2,546,694	2,299,080	AUG	12,088,938	9,825,093	16.14	4.94	330,560	268,032	252,914	193,518	170,487	111,144	86,545	304,663	257,032
SEP	4,972,893	3,810,351	4,969,183	4,128,346	2,643,012	2,359,690	SEP	12,585,087	10,298,387	7.78	5.34	321,329	279,949	283,069	235,074	181,226	121,531	93,647	356,605	274,873
OCT	3,710,156	3,892,338	4,024,968	4,202,830	2,330,529	2,385,863	OCT	10,065,653	10,481,032	4.12	5.26	224,702	279,824	292,197	150,455	182,625	84,099	95,141	234,554	277,766
NOV	4,179,518	4,024,046	4,408,229	4,319,284	2,291,215	2,409,234	NOV	10,878,963	10,752,565	4.25	5.43	288,245	286,102	278,092	176,509	186,868	110,578	98,930	287,087	285,798
DEC 11	4,416,139	4,157,967	4,526,602	4,414,017	2,690,174	2,460,785	DEC 11	11,632,914	11,032,769	4.61	5.57	313,768	293,342	275,572	201,023	190,778	119,477	100,854	320,500	291,632
JAN 12	4,103,976	4,265,771	4,309,559	4,474,043	2,401,050	2,483,316	JAN 12	10,814,586	11,223,129	1.85	5.57	281,501	298,469	294,505	184,321	193,877	107,598	103,255	291,919	297,132
FEB	3,012,022	4,104,362	3,579,731	4,332,715	2,163,126	2,462,043	FEB	8,754,878	10,899,120	1.63	5.44	212,883	286,319	269,384	135,168	184,852	65,070	94,810	200,238	279,662
MAR	2,860,708	3,877,418	3,793,309	4,199,600	2,131,820	2,406,347	MAR	8,785,836	10,483,365	1.43	4.97	219,912	273,613	238,099	124,516	172,457	74,940	89,484	199,456	261,942
APR	2,744,966	3,684,159	3,651,529	4,072,948	2,087,037	2,345,339	APR	8,483,532	10,102,446	3.99	4.75	214,245	261,081	215,680	110,252	162,208	64,626	85,241	174,878	247,449
MAY	3,186,355	3,609,133	3,987,735	4,064,839	2,218,648	2,319,530	MAY	9,392,737	9,993,503	4.90	4.70	246,598	256,827	226,918	123,767	157,122	81,846	85,396	205,613	242,518
JUN	2,840,346	3,611,418	3,744,512	4,101,640	2,098,948	2,307,235	JUN	8,683,806	10,020,292	4.67	4.87	227,751	256,568	229,531	136,910	157,243	79,773	88,094	216,683	245,336
JUL	2,272,556	3,573,554	3,117,695	4,089,357	1,871,163	2,289,451	JUL	7,261,415	9,952,362	2.04	4.78	196,378	256,489	223,576	94,417	155,494	38,807	88,291	133,224	243,785
AUG	2,417,907	3,393,129	3,075,733	3,932,399	1,861,558	2,232,357	AUG	7,355,199	9,557,884	5.20	3.87	195,087	245,200	206,405	105,876	148,191	44,447	82,733	150,323	230,923
SEP	2,534,794	3,189,954	2,760,924	3,748,377	1,813,532	2,163,233	SEP	7,109,250	9,101,564	2.08	3.40	177,378	233,204	189,614	103,952	137,264	41,006	76,022	144,958	213,286
OCT	2,648,695	3,101,499	3,200,791	3,679,696	1,924,702	2,129,414	OCT	7,774,187	8,910,609	5.89	3.55	205,097	231,570	192,521	123,882	135,049	63,934	74,342	187,816	209,391
NOV	2,728,030	2,980,541	3,502,325	3,604,204	2,049,278	2,109,253	NOV	8,279,632	8,693,998	0.72	3.25	215,325	225,494	199,267	136,224	131,692	80,347	71,823	216,571	212,514
DEC 12	3,203,453	2,879,484	4,310,866	3,586,226	2,056,216	2,056,423	DEC 12	9,570,535	8,522,133	6.53	3.41	263,972	221,344	228,131	157,928	128,101	115,345	71,478	273,273	199,579
JAN 13	3,343,101	2,816,078	4,167,412	3,574,380	2,186,368	2,038,533	JAN 13	9,696,881	8,428,991	3.17	3.52	280,220	221,237	253,172	160,818	126,142	90,337	70,040	251,155	196,182
FEB	3,673,970	2,871,240	4,576,002	3,657,403	2,227,508	2,043,898	FEB	10,477,480	8,572,541	2.30	3.58	287,608	227,464	277,267	174,504	129,420	102,402	73,151	276,906	202,571
MAR	3,678,233	2,939,380	4,525,718	3,718,520	2,299,252	2,057,026	MAR	10,404,452	8,714,325	2.56	3.67	294,522	233,662	287,450	176,725	133,771	102,328	73,435	270,054	209,294
APR	3,118,368	2,970,480	3,992,156	3,748,907	2,275,981	2,072,834	APR	9,287,415	8,790,249	1.63	3.47	247,263	236,433	278,464	135,990	135,318	78,345	75,451	212,334	212,398
MAY	3,142,409	2,967,243	3,769,040	3,728,412	2,297,630	2,079,459	MAY	9,211,109	8,775,113	3.73	3.38	220,772	235,114	257,512	139,480	137,224	32,217	76,451	221,777	213,715
JUN	4,399,734	3,097,192	5,257,678	3,854,329	2,679,095	2,121,777	JUN	12,326,417	9,079,498	10.37	3.85	368,961	248,383	268,938	196,988	142,397	128,635	80,579	327,823	232,976
JUL	3,027,820	3,160,964	3,795,315	3,911,061	2,392,249	2,156,765	JUL	9,173,075	9,258,828	5.52	4.13	321,667	252,841	313,207	154,930	147,439	80,719	84,072	235,530	231,611
AUG	2,762,632	3,189,591	3,424,093	3,940,944	2,139,063	2,189,468	AUG	8,320,789	9,520,043	5.09	4.12	257,200	254,017	322,015	132,704	148,841	76,685	86,759	199,388	235,559
SEP	2,454,307	3,183,025	3,067,010	3,968,118	2,119,877	2,214,937	SEP	7,561,694	9,360,060	1.67	4.03	131,106	254,328	253,591	104,005	146,547	43,733	86,368	147,758	235,523
OCT	2,504,936	3,154,530	2,982,584	3,929,935	2,074,747	2,227,441	OCT	7,242,309	9,321,756	1.69	3.73	161,647	250,707	189,984	95,848	146,744	36,824	84,809	137,472	229,007
NOV	2,918,633	3,120,234	3,096,011	3,808,242	1,986,721	2,222,238	NOV	7,406,270	9,248,735	[illegible]	4.00	174,064	257,330	172,479	108,653	144,464	50,715	82,424	159,369	226,587
DEC 13	2,996,934	3,102,059	4,465,665	3,919,142	2,140,613	2,229,419	DEC 13	9,605,163	9,261,531	3.63	3.75	280,292	257,008	198,854	149,679	143,778	113,585	82,277	253,264	228,053
JAN 14	3,602,314	3,124,860	4,320,461	3,973,583	2,292,639	2,238,273	JAN 14	10,715,381	9,356,496	2.01	3.06	284,437	257,390	239,784	173,669	144,647	96,009	82,949	272,098	227,793
FEB	4,767,758	3,217,476	5,294,993	4,033,479	2,582,334	2,267,846	FEB	12,665,148	9,518,865	2.80	3.70	372,580	254,442	305,154	220,705	143,942	144,253	85,467	353,156	225,415

STONY BROOK REGIONAL SEWERAGE AUTHORITY

HOPEWELL BOROUGH • HOPEWELL TOWNSHIP • PENNINGTON BOROUGH
PRINCETON • SOUTH BRUNSWICK TOWNSHIP • WEST WINDSOR TOWNSHIP

REVISED MEMORANDUM

TO: John Kantorek, Executive Director

FROM: Antonia Pchola, Manager of Engineering

DATE: March 18, 2014 **REVISED April 17, 2014**

SUBJECT: **REVISED** Monthly Flow Transmittal for the Month of February 2014

The meter certification was conducted by W. G. Malden on February 28, 2014.

Princeton Pump Station: The meter certification conducted for the low range flow meter (flow data less than 4.5 mgd) on February 28th indicated that the low range meter was reading high by 2.47%. The meter verification conducted on January 31st indicated that the low range meter was reading high by 0.83%. The meter data was adjusted down by 1.65% which is the average of the meter certification conducted in February and the meter verification conducted in January. All hourly data with the exception of two (2) hours on February 22nd (4.52 mgd at 5 pm and 4.54 mgd at 10 pm) and two (2) hours on February 24th (4.57 mgd at 12 pm and 4.51 mgd at 1 pm) were within the low range meter.

The meter certification conducted for the high range meter (flow data in excess of 4.5 mgd) indicated that the meter was reading high by 2.27%. The meter verification conducted on January 31st indicated that the meter was reading high by 1.59%. The data adjustment for the high range meter data would normally be 1.93% which is the average of the meter certification conducted in February and the meter verification conducted in January. However, there were only four hours of data (February 22nd and 24th) that would be affected and since the meter adjustments are so close, the meter data for the four hours were adjusted down by the low range meter adjustment of 1.65%.

Meter Chamber No. 6: *Review of the hourly flow data on February 28th indicated that the meter was not reading properly for 10 hours on February 28th and continued through a portion of the day on March 1st. Therefore the meter data for February 28th was replaced with the average of meter data recorded on February 27th and March 2nd.*

South Brunswick Pump Station: The meter certification conducted on February 28, 2014 indicated that the meter was reading high by 14.95%. The meter verification conducted on January 31, 2014 indicated that the meter was reading high by 0.18%. Therefore the meter data was adjusted down by 7.565% which is the average of the meter certification conducted in February and the meter verification conducted in January.

During the meter certification the meter was cleaned and adjusted however the meter could not

be adjusted within 2% accuracy and was left reading low by 6.53%. On March 4, 2014 the meter was replaced by staff and W. G. Malden came out on March 6th to certify the new meter.

STONY BROOK REGIONAL SEWERAGE AUTHORITY

HOPEWELL BOROUGH • HOPEWELL TOWNSHIP • PENNINGTON BOROUGH
PRINCETON • SOUTH BRUNSWICK TOWNSHIP • WEST WINDSOR TOWNSHIP

MEMORANDUM

TO: Distribution

FROM: John Kantorek, P.E.
Executive Director

DATE: March 18, 2014

Enclosed please find the flow transmittal for the month of February 2014.

Distribution List:

SBRSA Members
Dennis O'Neal, Hopewell Borough Engineer
Paul Pogorzelski, Hopewell Township Engineer - Water and Sewer
David Guerard, Hopewell Township DPW
Chris Jepson, Van Cleef Engineering Associates
Donald Fetzer, Pennington Borough Engineer
Robert V. Kiser, Princeton Municipal Engineer
Robert Griggs, Utilities Director, South Brunswick Township
Wayne Simpson, Alaimo Associates for South Brunswick Township
Francis Guzik, West Windsor Township Engineer
Alex Drummond, West Windsor Public Works Department
Elizabeth Sterling, Clerk, Pennington
Jeffrey Wittkop, Pennington Public Works Department
David Misiolek, Director of Water & Sewer, Hopewell Borough
Robert Hough, Director of Infrastructure and Operations, PSOC
Joseph Monzo, Finance Officer, South Brunswick Township
JoAnne Louth, Finance Officer, West Windsor Township
Pat McFarland, Bristol-Myers Squibb Co.
Stuart Neuhof, Finance Officer, SBRSA
Robert Kunert, Plant Manager, SBRSA
Attachment

SBRSA **February** **2014 Downstream Flow Report**

Date		Rainfall	Princeton PS	Meter Station #6	North Ridge Meter	Meter Station #7	Millstone PS	South Brunswick PS	Total	PFC*
February	1		***1,582,662***	933,664	148,280	599,319	2,083,162	***3,390,894***	8,737,981	461,195
February	2		***1,571,602***	969,332	154,909	590,201	2,109,139	***3,499,769***	8,894,952	461,084
February	3	0.10	***1,733,779***	1,082,456	159,781	532,299	2,203,930	***3,795,995***	9,508,240	500,167
February	4	0.16	***1,850,847***	1,108,851	162,728	541,325	2,204,459	***3,804,614***	9,672,513	564,202
February	5	0.24	***2,958,724***	2,358,547	257,129	740,141	2,865,483	***5,809,739***	14,989,763	704,030
February	6	0.99	***3,163,148***	2,251,231	250,075	671,289	2,538,412	***5,468,648***	14,342,803	635,267
February	7		***2,856,009***	1,939,445	212,428	629,968	2,408,932	***4,523,400***	12,570,182	632,156
February	8	0.01	***2,569,446***	1,709,731	195,997	639,252	2,293,928	***4,295,036***	11,703,360	545,697
February	9	0.01	***2,435,932***	1,586,500	196,850	611,374	2,311,286	***4,134,866***	11,276,808	519,658
February	10	0.01	***2,315,386***	1,463,153	185,273	570,142	2,382,340	***3,977,106***	10,893,401	617,579
February	11		***2,219,110***	1,359,152	178,569	574,911	2,336,836	***3,875,028***	10,543,606	599,923
February	12		***2,112,512***	1,286,097	163,578	551,021	2,306,764	***3,782,337***	10,202,309	602,761
February	13		***1,994,195***	1,327,218	180,963	519,144	2,273,978	***3,818,498***	10,113,996	536,160
February	14		***2,568,142***	1,958,451	218,255	681,667	2,571,255	***4,607,603***	12,605,373	617,725
February	15	0.27	***2,407,399***	1,730,919	203,320	672,567	2,308,211	***4,476,261***	11,798,678	504,517
February	16	0.05	***2,301,271***	1,609,123	194,940	648,651	2,278,774	***4,241,168***	11,273,927	486,774
February	17	0.01	***2,310,579***	1,514,311	186,292	637,387	2,373,233	***4,156,921***	11,178,723	557,970
February	18		***2,247,392***	1,470,654	181,888	591,099	2,393,913	***4,073,083***	10,958,029	591,321
February	19	0.11	***2,387,241***	1,615,205	200,616	646,843	2,541,047	***4,437,291***	11,828,243	621,562
February	20	0.27	***2,564,835***	1,832,335	214,087	691,724	2,577,546	***5,093,417***	12,973,944	613,787
February	21	0.27	***3,373,821***	2,842,849	283,795	774,246	2,842,459	***6,862,537***	16,979,707	675,419
February	22	0.22	***4,001,467***	3,418,203	336,159	817,922	2,841,816	***7,573,127***	18,988,694	602,280
February	23	0.01	***4,067,538***	3,463,848	348,602	801,607	3,435,802	***7,042,326***	19,159,723	587,947
February	24	0.03	***4,092,556***	3,424,785	342,693	747,483	3,508,397	***6,589,371***	18,705,285	634,997
February	25		***3,672,825***	2,881,913	290,522	692,801	2,866,522	***5,473,650***	16,878,233	647,953
February	26		***3,287,688***	2,465,663	261,736	657,978	2,631,815	***4,767,551***	14,072,431	638,873
February	27	0.04	***2,964,753***	2,145,140	234,078	680,377	2,565,063	***4,428,649***	13,018,060	624,906
February	28		***2,678,458***	***1,869,678***	205,924	664,233	2,425,106	***3,911,382***	11,754,781	563,636
AVERAGE Flow (in gpd)			2,653,190	1,914,945	219,624	649,178	2,517,129	4,711,081	12,665,148	583,912
TOTAL Rainfall (inches)		2.80								
ADJUSTMENTS this month	(gallons)		***(1,246,338)***	**261,083**				**(10,795,707)**		

TOTAL MONTHLY FLOW: (gallons)

Adjusted Metered Flow:

Princeton PS	74,289,316
Meter Station #6	53,618,454
North Ridge Meter	6,149,467
Meter Station #7	18,176,971
Millstone PS	70,479,608
S. Brunswick PS	131,910,268

Princeton Forrestal Connector Flow *: 16,349,546

* PFC flow is Plainsboro flow that is metered before it enters the Millstone PS. This number is subtracted from the Millstone PS flow and added to the S. Brunswick PS flow to give the total monthly flow adjusted for Plainsboro. Plainsboro also has additional flow that is not included in the PFC Connector flow because it flows through the S. Brunswick PS.

Total Monthly Flow adjusted for Plainsboro:

Princeton PS	74,289,316
Meter Station #6	53,618,454
North Ridge Meter	6,149,467
Meter Station #7	18,176,971
Millstone PS	54,130,062
S. Brunswick PS	148,259,814

SBRSA February 2014 Upstream Flow Report

Date		RAINFALL (inches) Pennington	Hopewell	Pennington Influent Flow (gallons per day)	Hopewell Influent Flow (gallons per day)	Princeton Farms Flow (gallons per day)	Hopewell Borough Flow (gallons per day)	Bristol-Myers Squibb Flow (gallons per day)
February	1			186,152	196,248	49,978	146,270	27
February	2			201,562	197,239	53,640	143,599	36
February	3			233,977	203,920	64,224	139,696	42
February	**4**			**226,568**	**211,961**	**72,319**	**139,642**	**41**
February	5		ice/rain	570,610	530,715	261,613	269,102	5,996
February	6	0.40		496,493	527,364	266,290	261,074	6,023
February	7			398,445	369,194	160,228	208,966	6,564
February	8			333,034	319,390	120,322	199,068	3,417
February	9			302,143	293,438	103,355	190,083	1,300
February	10	2" snow	2" snow	291,705	254,074	85,258	168,816	6,040
February	11			283,160	241,641	78,898	162,743	8,141
February	12			266,722	229,740	70,850	158,890	6,657
February	13	6" snow	6" snow	259,887	309,821	87,718	222,103	1,356
February	14	7" snow	7" snow	427,217	511,660	246,944	264,716	7,878
February	15			367,704	417,368	176,578	240,790	4,342
February	16	1" snow	1" snow	320,156	348,780	134,212	214,568	2,880
February	17			302,007	307,612	108,491	199,121	2,889
February	18	3" snow	3" snow	301,888	284,644	95,987	188,657	3,116
February	19			350,154	311,653	104,767	206,886	9,508
February	20	0.20	0.35	393,598	356,069	145,467	210,602	10,820
February	21		0.05	553,291	558,638	250,880	307,758	13,603
February	22		0.35	627,182	658,341	307,520	350,821	7,803
February	23			587,850	623,013	272,076	350,937	1,727
February	24			571,294	571,701	235,192	336,509	7,757
February	25			480,171	459,155	171,409	287,746	10,147
February	26			405,423	378,461	129,187	249,274	5,789
February	27	1" snow	1" snow	369,652	346,239	107,353	238,886	8,117
February	28			324,560	295,984	89,530	206,454	4,613
AVERAGE Flow				372,593	368,359	144,653	223,706	5,237
TOTAL Rainfall		0.60	0.75					
Adjustments this mont gallons								
On 2/7/14, 15,000 gallons of wastewater was trucked from the Princeton Farms PS to the Hopewell STP while repair work was conduc on the Princeton Farms air release valve. The 15,000 gallons was added to the Princeton Farms total for that day.								
Total Monthly Flow (gallons)				10,432,605	10,314,063	4,050,286	6,263,777	146,629

Flow Percentages to Date

	Dec-13	Jan-14	Feb-14	Mar-14	Apr-14	May-14	Jun-14	Jul-14	Aug-14	Sep-14	Oct-14	Nov-14	Total Q
Princeton adjusted gallons	92,906,651	111,671,725	134,057,237										338,635,613
Princeton Pump Station	53,744,618	64,680,918	74,289,316										
Meter Station # 6	34,040,668	41,488,223	53,618,454										
North Ridge Meter	5,121,365	5,502,584	6,149,467										
Total Gallons recorded	92,906,651	111,671,725	135,042,492										
Metering Adjustments	0	0	(985,255)										
Percent of Monthly Flow	29.92%	32.24%	36.10%										
Percent of Annual Flow	29.92%	31.15%	32.94%										32.94%
West Windsor * adjusted gallons	66,417,893	71,070,788	72,307,033										209,795,714
Millstone Pump Station	65,311,047	69,366,629	70,479,608										
Meter Station # 7	15,179,507	17,574,748	18,176,971										
Princeton Forrestal Connector	14,072,661	15,870,589	16,349,546										
Total Gallons recorded	66,417,893	71,070,788	72,307,033										
Metering Adjustments	0	0	0										
Percent of Monthly Flow	21.39%	20.52%	19.47%										
Percent of Annual Flow	21.39%	20.93%	20.40%										20.40%
South Brunswick * adjusted gallons	138,435,610	149,434,301	148,259,814										436,129,725
South Brunswick Pump Station	124,362,949	133,563,712	131,910,268										
Princeton Forrestal Connector	14,072,661	15,870,589	16,349,546										
Total Gallons recorded	138,435,610	149,434,301	159,055,521										
Metering Adjustments	0	0	(10,795,707)										
Percent of Monthly Flow	44.59%	43.14%	39.93%										
Percent of Annual Flow	44.59%	43.83%	42.42%										42.42%
Hopewell Borough ** adjusted gallons	4,640,062	5,383,741	6,263,777										16,287,580
Hopewell Plant Influent	8,161,193	8,433,165	10,314,063										
Princeton Farms	3,521,131	3,049,424	4,050,286										
Total Gallons recorded	4,537,971	5,383,741	6,263,777										
Metering Adjustments	102,091	0	0										
Percent of Monthly Flow	1.49%	1.55%	1.69%										
Percent of Annual Flow	1.49%	1.53%	1.58%										1.58%
Pennington Borough adjusted gallons	8,087,183	8,817,548	10,432,605										27,317,336
Total Gallons recorded	8,095,134	8,817,548	10,432,605										
Metering Adjustments	(27,951)	0	0										
Percent of Monthly Flow	2.60%	2.55%	2.81%										
Percent of Annual Flow	2.60%	2.57%	2.66%										2.66%
TOTAL FLOW adjusted gallons	310,467,399	348,378,103	371,320,466										1,028,165,967

* Adjusted for Plainsboro Township contribution. Flow through the Princeton Forrestal Connector is metered before it enters the Millstone Pump Station. This number is subtracted from the Millstone Pump Station flow and added to the S. Brunswick Pump Station flow to give the total monthly flow adjusted for Plainsboro. Plainsboro also has additional flow that is not included in the PFC flow because it flows through the S. Brunswick Pump Station.

** Adjusted for Princeton Farms contribution

Adjusted Monthly Average Daily Flows, GPD

	December '13	January '14	February	March	April	May	June	July	August	September	October	November '14	Average Daily Flow (FY '14)
Princeton	2,996,989	3,602,314	4,787,758										3,795,687
West Windsor	2,142,513	2,292,606	2,582,394										2,339,171
South Brunswick	4,465,665	4,820,461	5,294,993										4,860,373
Hopewell Borough	149,679	173,669	223,706										182,352
Pennington Borough	260,232	284,437	372,593										305,754
Princeton Farms	113,585	98,369	144,653										118,869

													Total Rainfall (FY'14)
Total Rainfall (inches)*	3.65	2.01	2.80		-	-	-	-	-	-	-	-	8.46

*Rainfall numbers from River Road rain gauge

STONY BROOK REGIONAL SEWERAGE AUTHORITY

Approvals Requested

APPROVALS/EXTENSION REQUESTS
April 2014

A. TWA-1 Approvals

Cambridge Crossing, Block 84 Lot 4.01, 6 and 24 and Block 84.04 Lot 4.03, South Brunswick

The project consists of the construction of 4,510 linear feet of 8-inch diameter PVC gravity sewer and associated manholes and laterals and 15 buildings containing 85 townhomes (79 three bedroom units and 6 two bedroom units).

6	2-bedroom units	225	gpd/unit	1,350	gpd
79	3-bedroom units	300	gpd/unit	23,700	gpd
	Total Flow			**25,050**	**gpd**

The project has been approved by the South Brunswick Township Planning Board with conditions (Resolution adopted on January 15, 2014). The TWA has been endorsed by the South Brunswick Township Engineer. Therefore we recommend approval of this application for a total flow of 25,050 gpd.

Institute of Islamic Studies, Block 28 Lot 15.01, West Windsor Township

The project consists of a House of Worship for 483 people and 912 feet of 8-inch diameter PVC gravity sewer and associated manholes.

483 people	3 gpd/person	1,449	gpd
	Total Flow	1,449	**gpd**

This project has been approved by the West Windsor Planning Board and the TWA has been endorsed by the Township Engineer. Therefore we recommend approval of this application for a total flow of 1,449 gpd.

B. Time Extensions

None received

C. NJPDES Applications

None received

D. Water Quality Management Plan Amendments

None received

E. Allocated Flow Update

Flow removed from the "Total Inoperative Flow to Date" indicated on the Capacity Status Report:

21,400 gpd removed for the Princeton University Neuroscience/Psychology Building
3,822 gpd removed for the Stone Hill Church/formerly Westerly Road Church
Additional 4,872 gpd removed for the Hulfish North development – there is 14,277 gpd remaining as inoperative for this site

WQM-003

Revision 09/2004

STATE OF NEW JERSEY
DEPARTMENT OF ENVIRONMENTAL PROTECTION
Division of Water Quality

Reset Form

STATEMENTS OF CONSENT

A supplement to the TWA-1 or NJPDES-1 Forms

General Information

Applicant/Owner/Operator: Township of South Brunswick

Location of Work Site: Route 522, South Brunswick

Name of Project/Facility: Cambridge Crossing

Type of permit application (TWA, NJPDES/SIU): TWA

NJPDES Permit Number (if applicable):

A-1 Consent By Governing Body**

(Consent by the municipality in which the project is located.)

As an authorized representative of the governing body, I hereby certify that the

Township of South Brunswick

(Name of Municipality or Municipal Authority)

consents to the submission of the above listed application to the Department of Environmental Protection for approval. I further certify that the project as proposed conforms with the requirements of all municipal ordinances.

Signed* _____ Date April 3, 2014

Type Name and Position: David J. Samuel, Township Engineer

*** Cite authorization to sign for the governing body**

Resolution# 2013-28 Dated January 1, 2013

(Submit the resolution with the application. If no such resolution granting authority to sign exists, the Governing Body's full resolution, consenting to the project, must be submitted with the application.)

** Note

For most Treatment Works Approval (TWA) applications, this section may be omitted if a sewerage entity (for example, sewerage authority, utilities authority, municipal utilities authority, joint meeting, etc.) has responsibility for regulating the construction and operation of wastewater treatment and conveyance facilities within the municipality. In such cases, the governing body consent requirement may be satisfied by completing Section A-2. Applicants for TWAs for industrial/commercial facilities discharging pursuant to NJPDES/DSW or DGW permits must complete section A-1.

A-2 Consent by Sewerage Authority**

As an authorized representative of this agency, I hereby certify that the

N/A

(Name of Agency)

consents to the submission of the above listed application to the Department of Environmental Protection for approval. I further certify that the project as proposed conforms with the requirements of this agency.

Signed* _____ Date _____

Type Name and Position _____

* **Cite authorization to sign for the agency**

Resolution# _____ Dated _____

(Submit the resolution with the application. If no such resolution granting authority to sign exists, the Governing Body's full resolution, consenting to the project, must be submitted with the application.)

** Note

For TWA applications, this section must be completed when a sewerage entity (for example, sewerage authority, utilities authority, municipal utilities authority, joint meeting, etc.) has responsibility for regulating the construction and operation of wastewater treatment and conveyance facilities within the municipality.

A-3 Consent by Owner of Wastewater Treatment Facility**

(For NJPDES/SIU applications only)

As an authorized representative of this agency, I hereby certify that the

N/A

(Name of Agency)

consents to the submission of the above listed application to the Department of Environmental Protection for approval. I further certify that the project as proposed conforms with the requirements of this agency and the agency agrees to accept wastewater from the project for treatment.

Signed* _____ Date _____

Type Name and Position _____

* **Cite authorization to sign for the agency**

Resolution# _____ Dated _____

(Submit the resolution with the application. If no such resolution granting authority to sign exists, the Agency's full resolution, consenting to the project, must be submitted with the application.)

** Note

For NJPDES/SIU applications, this section must be completed when the owner of the receiving wastewater treatment plant is different that the entity listed under A-2.

B. Certification by Wastewater Conveyance System Owner**

By agreeing to accept wastewater from the project, I (we) hereby certify that to the best of my (our) knowledge the wastewater conveyance system, into which the project proposed under this application will connect, has adequate capacity in accordance with N.J.A.C. 7:14A-1.2 ("Adequate conveyance capacity"). Furthermore, I (we) am (are) not aware of inadequate conveyance capacity conditions in any portion of the downstream facilities necessary to convey the wastewater from this project to the treatment plant.

Name of Municipality or Authority: Township of South Brunswick

Signed*: _____ Date: April 3, 2014

Type Name and Position: David J. Samuel, Township Engineer

*** Cite authorization to sign for the governing body**

Resolution#: 2013-26 Dated: January 1, 2013

(Submit the resolution with the application. If no such resolution granting authority to sign exists, the governing body's full resolution, consenting to the project, must be submitted with the application.)

** Note

1. For TWA applications, this section must be completed by the owner/operator of the wastewater conveyance system into which the project named herein will directly connect.

2. For NJPDES/SIU applications, this section must be completed when the owner/operator wastewater conveyance system into which the project named herein will directly connect is different that the entity listed under A-3.

C. Certification by Wastewater Treatment Facility Owner**

(For TWA applications that include a sewer connection/extension.)

I (we) hereby certify that the committed flow* to the**

Stoney Brook River Road Treatment Plant

(Name of Wastewater Treatment Plant)

does not exceed the presently permitted design capacity and with the additional flow proposed by this application, the permitted design capacity is not anticipated to be exceeded. I (we) further certify that the treatment plant is currently complying with its conventional and non-conventional NJPDES permit requirements (see N.J.A.C. 7:14A-22.17(b)-(d), percent removal and toxicity requirements excluded from this certification) as determined by a rolling average of the three most recent monthly discharge monitoring reports that were required to be submitted to the Department as of this date, and based upon my (our) assessment of all information pertinent to this permit request, is anticipated to continue to do so with the additional flow from this project.

Accepted for Treatment by: Stoney Brook Regional Sewerage Authority

(Name of Treating Authority)

Signed*: _____ Date: _____

Type Name and Position: _____

Name of project and/or location: _____

*** Cite authorization to sign for the governing body**

Resolution#: _____ Dated: _____

(Submit the resolution with the application. If no such resolution granting authority to sign exists, the governing body's full resolution, consenting to the project, must be submitted with the application.)

** For TWA applications, this section must be completed by the owner of the wastewater treatment facility receiving the wastewater identified in this application.

*** For the purposes of this certification, committed flow means the sum of the 1) actual metered flow, 2) flow from DEP approved TWA applications (not yet operational), and 3) flow from locally approved projects that do not require DEP approval.

Additional Information (For TWA Applications)

1. Approvals, permits, service contracts, or other reservations of flow capacity issued or agreed to by any participating municipality or sewerage agency do not constitute the required approval of the DEP.

2. For computation of actual flow at the receiving wastewater treatment plant, the average flow processed by the facility for the three (3) month period immediately preceding the submission of the application shall be used. Pursuant to the NJPDES regulations (N.J.A.C. 7:14A), no application shall be submitted to the DEP if the wastewater treatment facility is not meeting its discharge permit requirements.

Lack of Consent*

1. The affected sewerage authority or municipality must consent to the application or submit comments to the DEP within 60 days of the applicant's request for consent. Prior to the expiration of the 60-day period to respond to a request for a written statement of consent, the municipality or sewerage authority may request a 30-day time extension.

2. Any document issued by a sewerage authority or municipality which is a tentative, preliminary, or conditional approval shall not be considered a statement of consent.

3. When the affected sewerage authority or municipality does not consent to a project, it shall state all reasons for rejection or disapproval in a resolution and send a certified copy of the resolution to the DEP.

4. When the affected sewerage authority or municipality expressly denies a request for a written statement of consent for a project, the permit application may be determined by the DEP to be incomplete for processing; or in the alternative, the DEP may review the reasons for denial. Any such reasons shall be considered by the DEP in determining whether to issue a draft permit in accordance with N.J.A.C. 7:14A-15.6, or a Treatment Works Approval or sewer connection approval in accordance with N.J.A.C. 7:14A-22.

5. When the affected sewerage authority or municipality does not issue a written statement of consent in accordance with (1) above, or a denial in accordance with (3) above, the DEP, upon receipt of proof that the applicant has delivered to the affected agency a written request for a statement of consent, shall review the reasons therefore, if known on the basis of reasonably reliable information. Any such reasons shall be considered by the DEP in determining whether to issue a draft permit in accordance with N.J.A.C. 7:14A-15.6, or a Treatment Works Approval in accordance with N.J.A.C. 7:14A-22. The DEP, may in its discretion, deem the application to be incomplete pending the expiration of the time period set forth in (1) above.

* This section has been excerpted from the NJPDES regulations for guidance purposes only. Please refer to N.J.A.C. 7:14A-22.8(a)3 for the complete requirements concerning statements of consent.

Notice: False statements, representations, or certifications, in any application, record, or document are subject to fines and penalties as set forth in the Water Pollution Control Act (N.J.S.A. 58:10A-10F 2 and 3.

South Brunswick Township
540 Ridge Road
Monmouth Junction, NJ 08852

RES-2013-28

RESOLUTION 2013-28

Authorizing the Township Engineer's Municipal Consent of N.J.D.E.P. Permits

WHEREAS, the Department of Environmental Protection requires municipal approval of sewer extensions, N.J.D.E.P. permits, and certain water line extensions; and

WHEREAS, these approvals are ordinarily a matter of engineering review based upon prior Planning Board policy determination;

NOW, THEREFORE, BE IT RESOLVED on this 1st day of January, 2013 by the Township Council of the Township of South Brunswick, County of Middlesex, State of New Jersey, that:

The Township Engineer be and is hereby authorized to represent the Township in the above referenced permit application municipal consents to the Department of Environmental Protection and Sewer Authorities.

RESULT:	**ADOPTED [UNANIMOUS]**
MOVER:	Chris Killmurray, Deputy Mayor
SECONDER:	Charlie Carley, Councilman
AYES:	Camarota, Carley, Hochman, Killmurray, Gambatese

This is to certify that the foregoing is a true copy of a Resolution Adopted at the South Brunswick Township Council meeting held on January 1, 2013.

Barbara Nyitrai, Township Clerk

STATE OF NEW JERSEY
DEPARTMENT OF ENVIRONMENTAL PROTECTION
Division of Water Quality

Reset Form

ENGINEER'S REPORT for DOMESTIC TREATMENT WORKS APPROVAL APPLICATIONS

INSTRUCTIONS

- Complete all applicable sections and certifications.
- Justifications for any exceptions from the regulations at N.J.A.C. 7:14A - 23 et seq. must be submitted. (Additional sheets may be attached if necessary.)
- All supplemental information required to be submitted along with this engineer's report must be signed, sealed, and dated by a professional engineer, licensed to practice in the State of New Jersey.
- **For Treatment Works other than collection and/or conveyance, please attach a separate Engineer's Report in accordance with N.J.A.C. 7:14A - 23.5.**

GENERAL INFORMATION

Applicant: Township of South Brunswick

Municipality: South Brunswick

Project Name: Cambridge Crossing

County: Middlesex

Name of Receiving Sewage Treatment Plant: Stoney Brook River Road Treatment Plant

NJPDES Permit Number: 46948

Effluent Receiving Waters: Millstone River

Scope of Project:

The project consists of the construction of a gravity sanitary sewer collection system consisting of 4,510 lf of 8" PVC pipe, manholes, and sewer laterals to service a residential project, consisting of 15 buildings, containing 85 townhouse units (79:3BR / 6:2BR).

Contributory Flow: *For assistance in completing this chart, refer to N.J.A.C. 7:14A - 23.3.*

Establishment Type		Number of Measurement Units		Gallons per Day per Unit		Projected Flow (G.P.D.)
3 Bedroom Unit		79	X	300	=	23,700
2 Bedroom Unit		6	X	225	=	1,350
			X		=	
			X		=	

Combined Projected Flow: 0.025 M.G.D.
Existing Contributory Flow (if any): 0.000 M.G.D.
TOTAL FLOW: 0.025 **M.G.D.**

1. WASTEWATER CONVEYANCE SYSTEMS

(A) GRAVITY SEWER SYSTEMS

Diameter (inches)	Total Length (feet)	Material Type	"n" Value	Max. MH Spacing (feet)	Min. Slope (%)	Max. Velocity (ft/sec)	Max. Capacity (M.G.D.)
8	4,510	PVC	0.010	400	0.40	2.8	0.323

1.	What is the minimum cover (as measured from the top of the pipe to the grade elevation) provided along the entire sewer line?	5 ft.		
2.	What is the infiltration and/or exfiltration limit for testing purposes (gallons per inch of pipe per mile per day)?	100		
		YES	NO	N/A
3.	Are sewers within 100 feet of a public water supply well or a below-grade reservoir?	☐	☑	☐
4.	Are sewers located at least 10 feet horizontally from potable water lines and/or at least 18 inches below potable water lines and in separate trenches, including crossings?	☑	☐	☐
5.	Are sewers crossing streams located within 10 feet of a stream embankment encased in concrete?	☐	☐	☑
6.	Is a drop pipe provided for sewers entering manholes above the manhole invert wherever the difference in elevation is two feet or more?	☑	☐	☐
7.	Are all manholes located more than 100 feet from a public water supply well or a below-grade reservoir?	☑	☐	☐
8.	Are watertight covers used where street elevations are less than 10 feet above the North American Vertical Datum of 1988 and/or where the top of a manhole may be flooded by street runoff or high water?	☐	☐	☑
9.	Are the sanitary sewers designed to carry at least twice the estimated average projected flow when flowing half full?	☑	☐	
10.	Have adequate provisions been made for the ventilation of manholes?	☑	☐	
11.	If siphons are part of this project, are they in conformance with N.J.A.C. 7:14A - 23.7?	☐	☐	☑
12.	Are the immediate downstream sewer lines constructed?	☑	☐	☐

(B) PUMPING SYSTEM: Submit a Pump Station Design Report, which should include, at a minimum, the basis for the following: (a) pump selection; (b) sizing of force main and velocity calculations;(c) total dynamic head; (d) pump station performance curve and (e) wet well detention time.

Average daily flow:	_____ GPD	Surface area of wet well:	_____ ft^2
Peaking factor:	_____	Wet Well Detention Time :	_____ minutes
Peak design flow:	_____ GPD	TDH of pump:	_____ ft
Number of pumps:	_____		
Design capacity of pump station (with the largest pump out of service):		_____	GPM

1. WASTEWATER CONVEYANCE SYSTEMS

(B) PUMPING SYSTEM (continued)

FORCE MAINS

Diameter (inches)		Length (feet)		Material Type		Velocity (ft/sec)

1.	What is the minimum cover (as measured from the top of the pipe to the grade elevation) provided along the entire force main?			ft
2.	Specify the method of screening at the pumps.			
3.	Where is the ultimate location of the alarm for high water conditions, power failures, and mechanical breakdowns?			
4.	Specify the type of back-up power source provided.			
		YES	NO	N/A
5.	Is adequate light and ventilation provided at the pump station?	☐	☐	☐
6.	Are air and/or vacuum release valves provided on the high points of the force main?	☐	☐	☐
7.	Are adequate freshwater wash-down facilities provided?	☐	☐	
8.	If a domestic water service connection will be utilized for wash-down purposes, is it protected by a backflow prevention device?	☐	☐	☐
9.	Are shut-off valves on suction and discharge piping and check valves on discharge lines provided?	☐	☐	
10.	Is the base of the pump station wet well sloped toward the pump suction?	☐	☐	
11.	Does the alarm system provide for competent assistance on a 24 hour basis?	☐	☐	
12.	Is the pump station adequately protected from flooding?	☐	☐	
13.	Is the dry well provided with a sump pump?	☐	☐	

I am a professional engineer licensed by the New Jersey Board of Professional Engineers and Land Surveyors to practice in New Jersey. I certify that the proposed treatment works, as designed, meets the requirements of N.J.A.C. 7:14A - 23 et seq., other than the exceptions as noted.

I hereby certify that the information provided in this engineer's report and attachments hereto, is true, accurate, and complete. Exceptions attached [YES ☑, NO ☐]?

Signature of Engineer: Eric Ballou

Professional Engineer's Embossed Seal

Name and Date: (Print or Type) Eric Ballou,PE

Firm Name: InSite Engineering,LLC

2. DOMESTIC WASTEWATER TREATMENT AND/OR RESIDUAL FACILITIES

Is the following information submitted with this engineer's report?		YES	NO
1.	A complete description of the selected wastewater treatment system.	☐	☐
2.	For the modification of an existing system which has not previously been granted a treatment works approval (TWA), the capacities of the existing units and a brief description of the operation of each, and a statement concerning which units are existing and which are proposed at the time of the application. If there exists a previously issued TWA approval for the subject facility, submit the date of issuance and the TWA number.	☐	☐
3.	Hydraulic profiles of the flow of wastewater through the system.	☐	☐
4.	A unit by unit mass balance for all discharge parameters.	☐	☐
5.	The ultimate disposal location of all effluent.	☐	☐
6.	The basis and computations for average and peak flow requirements.	☐	☐
7.	The expected composition of the influent and effluent from the treatment system including the average, maximum and minimum values of the pollutant parameters specified in the facility's NJPDES permit/DAC.	☐	☐
8.	An evaluation of the quantity and quality of any and all residuals generated and projected to be generated, including a hydraulic profile and unit by unit mass balance for the flow of residuals through the system.	☐	☐
9.	Documentation of adequate storage and handling facilities for residuals.	☐	☐
10.	Provisions for the ultimate management of residuals.	☐	☐
11.	Details of flow monitoring and control, alarm systems, auxiliary power, storage facilities for treatment chemicals and wastes, and plans for bypassing units during construction or maintenance.	☐	☐
12.	The basis and computations for the projected wastewater flow.	☐	☐
13.	A fully executed Licensed Operator Grading Form.	☐	☐

I am a professional engineer licensed by the New Jersey Board of Professional Engineers and Land Surveyors to practice in New Jersey. I certify that the proposed treatment works, as designed, are adequate to meet all applicable final NJPDES permit limitations contained in the current NJPDES Discharge Permit No. _____. In addition, I certify that the proposed treatment works, as designed, meets the requirements of N.J.A.C. 7:14A - 23 et seq., other than the exceptions as noted.

I hereby certify that the information provided in this engineer's report and attachments hereto is true, accurate, and complete. Exceptions attached [YES ☐, NO ☐]?

Signature of Engineer* _____

Professional Engineer's Embossed Seal

Name and Date: (Print or Type) _____

Firm Name: _____

** This certification may not be completed until the effective date of the associated final NJPDES Discharge Permit.*

TWA - 1

STATE OF NEW JERSEY
DEPARTMENT OF ENVIRONMENTAL PROTECTION
DIVISION OF WATER QUALITY

Reset form

Treatment Works Approval Permit Application

Refer to Instructions on Page 4 and Provide All Applicable Information. Please Print or Type.

1. APPLICANT/OWNER*

Name Township of South Brunswick Telephone (732-) 329-4000

Permanent Legal Address 540 Ridge Road

City or Town Monmouth Junction State NJ Zip Code 08852 E-mail rgriggs@sbtnj.net

* *Applicant/Owner should be the eventual owner of the proposed Treatment Works.*

2. LOCATION OF ACTIVITY

Name of Facility/Site **Cambridge Crossing**

Street Address/Location **Route 522**

Lot No. **4.01,6,24 / 4.03** Block No. **84 / 84.04**

City or Town **South Brunswick** State **NJ** Zip Code 08852

Municipality **Township of South Brunswick** County Middlesex

3. NEW JERSEY LICENSED PROFESSIONAL ENGINEER

Name Eric Ballou,PE N.J. License No. 42827

Name of Firm, if employee InSite Engineering,LLC

Mailing Address 2052 Highway 35, Suite 203

City or Town Wall State NJ Zip Code 07719

Telephone (732) 531-7100 Fax (732) 531-7344 E-Mail eric@insiteeng.net

4. ESTIMATED CONSTRUCTION COST AND APPLICATION FEE

A. Cost of treatment works proposed in this application $_____
(Attach a breakdown of the cost of all items related to the construction of the proposed treatment works).

B. Application Fee $_____
(In accordance with N.J.A.C. 7:1C-1.5 et seq., made payable to Treasurer, State of NJ, Environmental Services Fund).

5. Other Required Permits

If any of the the following applications have been submitted for this project, provide the applicable information.

Permit Type	Application Status (check one) Pending	Approved*	Application Date (or Application No.)
• Treatment Works Approval	☑	☐	
• Exemption From Sewer Ban	☐	☐	
• Water Quality Management Plan Amendment	☐	☐	
• CAFRA	☐	☐	
• Stream Encroachment	☑	☐	Flood Limit Verification
• Freshwater Wetlands	☑	☐	Transition Area Waiver
• Tidal or Coastal Wetlands	☐	☐	
• Waterfront Development	☐	☐	
• NJPDES Permits	☐	☐	
• Pinelands Certificate	☐	☐	
• Delaware & Raritan Canal Commission	☑	☐	
• Hackensack/Meadowlands Commission	☐	☐	
• Other Related Approvals	☐	☐	

(If any of the above applications were approved, please provide a copy of the approval with this application).*

6. Project Description (Brief Description of Proposed Treatment Works and Intended Use).

The project consists of the construction of a gravity sanitary sewer collection system consisting of 4,510 lf of 8"PVC pipe, manholes and laterals to provide sewer service for 15 buildings containing 85 townhouse units, 79 - three bedroom units and 6- two bedroom units.

7. APPLICANT'S AGENT (Optional)

I, _____
(Applicant/Owner's Name)
authorize to act as my agent/representative in all matters pertaining to my application the following person:

Name_____ Position _____

Address_____City_____

State _____ Zip Code _____Telephone ( ) _____

_____ _____ _____ _____
Signature of Agent Date Signature of Applicant/Owner Date

8. PROPERTY OWNER'S CERTIFICATION

I hereby certify that _____
(Property Owner's Name)
owns the property identified in this application. As owner, I grant permission for the activity to be permitted under this application and authorize the Department of Environmental Protection to conduct on-site inspections, if necessary. If the construction activity will take place in an easement, I certify that with this application, I presently have or will obtain permission of the property owner(s) prior to initiation of construction of this proposed treatment works.

_____ _____
Signature of Owner Date

Print or Type: Name and Position _____

9. STATEMENT OF PREPARER OF PLANS, SPECIFICATIONS AND ENGINEER'S REPORT AND/OR ABSTRACT

I hereby certify that the engineering plans, specifications, and engineer's report and/or abstract applicable to this project comply with the current rules and regulations of the Department of Environmental Protection with the exceptions as noted.

Eric Ballou 2/10/14
Signature of Engineer Date

Print or Type: Name and Position Eric Ballou,PE, Principal

PROFESSIONAL ENGINEER'S
EMBOSSED SEAL

10. Proper Construction and Operation Clause

I, the Applicant/Owner, Township of South Brunswick agree that the treatment works will be properly constructed and operated in accordance with the engineering plans, specifications and conditions under which approval is granted by the Department of Environmental Protection.

Signature of Applicant/Owner — Date: April 3, 2014

Print or Type: Name and Position David J. Samuel, Township Engineer

11. Certification by Applicant/Owner

I certify, under penalty of law, that the information provided in this application and the attachments is true, accurate, and complete. I am aware that there are significant civil and criminal penalties for submitting false, inaccurate, or incomplete information, including fines and/or imprisonment.

Signature of Applicant/Owner — Date: April 3, 2014

Print or Type: Name and Position David J. Samuel, Township Engineer

Instructions for Completing Form TWA - 1

This form should accompany all Treatment Works Approval permit applications.

1. **General Information** - (items #1 through #4, #6) Complete the requested applicant and project information.
2. **Other Required Permits** (item # 5) - Please list all permits issued for the subject project (in addition to the permits being applied for at this time).
3. **Signatures** (items #7 through #11) - All signatures must comply with N.J.A.C. 7:14A-4.9 and N.J.A.C. 7:14A-22.8. Where indicated under items #1, #10 and #11, the applicant/owner should be the eventual owner of the proposed treatment works. Item #8 shall be completed by the owner of the property.

Should you need assistance in completing the application, please call the appropriate phone number listed below:

◆ **Bureau of Construction & Connection Permits** (609) 984-4429 Municipal Treatment Works, Industrial Treatment Works, Sewer Extension, Sewer Ban Exemption, Subsurface Disposal Systems	◆**Bureau of Nonpoint Pollution Control** (609) 633-7021 Alternate Design Septic Systems (design flow less than 2,000 GPD)

WQM-003

Revision 09/2004

STATE OF NEW JERSEY
DEPARTMENT OF ENVIRONMENTAL PROTECTION
Division of Water Quality

Reset Form

STATEMENTS OF CONSENT

A supplement to the TWA-1 or NJPDES-1 Forms

General Information

Applicant/Owner/Operator: West Windsor Township

Location of Work Site: 2030 Old Trenton Road, West Windsor, NJ 08550

Name of Project/Facility: INSTITUTE OF ISLAMIC STUDIES

Type of permit application (TWA, NJPDES/SIU): TWA

NJPDES Permit Number (if applicable):

A-1 Consent By Governing Body**

(Consent by the municipality in which the project is located.)

As an authorized representative of the governing body, I hereby certify that the

WEST WINDSOR TOWNSHIP

(Name of Municipality or Municipal Authority)

consents to the submission of the above listed application to the Department of Environmental Protection for approval. I further certify that the project as proposed conforms with the requirements of all municipal ordinances.

Signed* Francis A. Guzik Date APRIL 22, 2014

Type Name and Position FRANCIS GUZIK, TOWNSHIP ENGINEER, PE, CME

*** Cite authorization to sign for the governing body**

Resolution# 2013-R213 Dated SEPT. 30, 2013

(Submit the resolution with the application. If no such resolution granting authority to sign exists, the Governing Body's full resolution, consenting to the project, must be submitted with the application.)

** Note

For most Treatment Works Approval (TWA) applications, this section may be omitted if a sewerage entity (for example, sewerage authority, utilities authority, municipal utilities authority, joint meeting, etc.) has responsibility for regulating the construction and operation of wastewater treatment and conveyance facilities within the municipality. In such cases, the governing body consent requirement may be satisfied by completing Section A-2. Applicants for TWAs for industrial/commercial facilities discharging pursuant to NJPDES/DSW or DGW permits must complete section A-1.

A-2 Consent by Sewerage Authority**

As an authorized representative of this agency, I hereby certify that the

(Name of Agency)

consents to the submission of the above listed application to the Department of Environmental Protection for approval. I further certify that the project as proposed conforms with the requirements of this agency.

Signed* _____ Date _____

Type Name and Position _____

*** Cite authorization to sign for the agency**

Resolution# _____ Dated _____

(Submit the resolution with the application. If no such resolution granting authority to sign exists, the Governing Body's full resolution, consenting to the project, must be submitted with the application.)

** Note

For TWA applications, this section must be completed when a sewerage entity (for example, sewerage authority, utilities authority, municipal utilities authority, joint meeting, etc.) has responsibility for regulating the construction and operation of wastewater treatment and conveyance facilities within the municipality.

A-3 Consent by Owner of Wastewater Treatment Facility**

(For NJPDES/SIU applications only)

As an authorized representative of this agency, I hereby certify that the

(Name of Agency)

consents to the submission of the above listed application to the Department of Environmental Protection for approval. I further certify that the project as proposed conforms with the requirements of this agency and the agency agrees to accept wastewater from the project for treatment.

Signed* _____ Date _____

Type Name and Position _____

*** Cite authorization to sign for the agency**

Resolution# _____ Dated _____

(Submit the resolution with the application. If no such resolution granting authority to sign exists, the Agency's full resolution, consenting to the project, must be submitted with the application.)

** Note

For NJPDES/SIU applications, this section must be completed when the owner of the receiving wastewater treatment plant is different that the entity listed under A-2.

B. Certification by Wastewater Conveyance System Owner**

By agreeing to accept wastewater from the project, I (we) hereby certify that to the best of my (our) knowledge the wastewater conveyance system, into which the project proposed under this application will connect, has adequate capacity in accordance with N.J.A.C. 7:14A-1.2 ("Adequate conveyance capacity"). Furthermore, I (we) am (are) not aware of inadequate conveyance capacity conditions in any portion of the downstream facilities necessary to convey the wastewater from this project to the treatment plant.

Name of Municipality or Authority: WEST WINDSOR TOWNSHIP

Signed*: Francis A. Guzik Date: APRIL 22, 2014

Type Name and Position: FRANCIS GUZIK, PE, CME, TOWNSHIP ENGINEER

*** Cite authorization to sign for the governing body**

Resolution#: 2013-R213 Dated: SEPT. 30, 2013

(Submit the resolution with the application. If no such resolution granting authority to sign exists, the governing body's full resolution, consenting to the project, must be submitted with the application.)

** Note

1. For TWA applications, this section must be completed by the owner/operator of the wastewater conveyance system into which the project named herein will directly connect.

2. For NJPDES/SIU applications, this section must be completed when the owner/operator wastewater conveyance system into which the project named herein will directly connect is different that the entity listed under A-3.

C. Certification by Wastewater Treatment Facility Owner**

(For TWA applications that include a sewer connection/extension.)

I (we) hereby certify that the committed flow* to the**

(Name of Wastewater Treatment Plant)

does not exceed the presently permitted design capacity and with the additional flow proposed by this application, the permitted design capacity is not anticipated to be exceeded. I (we) further certify that the treatment plant is currently complying with its conventional and non-conventional NJPDES permit requirements (see N.J.A.C. 7:14A-22.17(b)-(d), percent removal and toxicity requirements excluded from this certification) as determined by a rolling average of the three most recent monthly discharge monitoring reports that were required to be submitted to the Department as of this date, and based upon my (our) assessment of all information pertinent to this permit request, is anticipated to continue to do so with the additional flow from this project.

Accepted for Treatment by:

(Name of Treating Authority)

Signed*: Date:

Type Name and Position:

Name of project and/or location:

*** Cite authorization to sign for the governing body**

Resolution#: Dated:

(Submit the resolution with the application. If no such resolution granting authority to sign exists, the governing body's full resolution, consenting to the project, must be submitted with the application.)

** For TWA applications, this section must be completed by the owner of the wastewater treatment facility receiving the wastewater identified in this application.

*** For the purposes of this certification, committed flow means the sum of the 1) actual metered flow, 2) flow from DEP approved TWA applications (not yet operational), and 3) flow from locally approved projects that do not require DEP approval.

Additional Information (For TWA Applications)

1. Approvals, permits, service contracts, or other reservations of flow capacity issued or agreed to by any participating municipality or sewerage agency do not constitute the required approval of the DEP.

2. For computation of actual flow at the receiving wastewater treatment plant, the average flow processed by the facility for the three (3) month period immediately preceding the submission of the application shall be used. Pursuant to the NJPDES regulations (N.J.A.C. 7:14A), no application shall be submitted to the DEP if the wastewater treatment facility is not meeting its discharge permit requirements.

Lack of Consent*

1. The affected sewerage authority or municipality must consent to the application or submit comments to the DEP within 60 days of the applicant's request for consent. Prior to the expiration of the 60-day period to respond to a request for a written statement of consent, the municipality or sewerage authority may request a 30-day time extension.

2. Any document issued by a sewerage authority or municipality which is a tentative, preliminary, or conditional approval shall not be considered a statement of consent.

3. When the affected sewerage authority or municipality does not consent to a project, it shall state all reasons for rejection or disapproval in a resolution and send a certified copy of the resolution to the DEP.

4. When the affected sewerage authority or municipality expressly denies a request for a written statement of consent for a project, the permit application may be determined by the DEP to be incomplete for processing; or in the alternative, the DEP may review the reasons for denial. Any such reasons shall be considered by the DEP in determining whether to issue a draft permit in accordance with N.J.A.C. 7:14A-15.6, or a Treatment Works Approval or sewer connection approval in accordance with N.J.A.C. 7:14A-22.

5. When the affected sewerage authority or municipality does not issue a written statement of consent in accordance with (1) above, or a denial in accordance with (3) above, the DEP, upon receipt of proof that the applicant has delivered to the affected agency a written request for a statement of consent, shall review the reasons therefore, if known on the basis of reasonably reliable information. Any such reasons shall be considered by the DEP in determining whether to issue a draft permit in accordance with N.J.A.C. 7:14A-15.6, or a Treatment Works Approval in accordance with N.J.A.C. 7:14A-22. The DEP, may in its discretion, deem the application to be incomplete pending the expiration of the time period set forth in (1) above.

* This section has been excerpted from the NJPDES regulations for guidance purposes only. Please refer to N.J.A.C. 7:14A-22.8(a)3 for the complete requirements concerning statements of consent.

Notice: False statements, representations, or certifications, in any application, record, or document are subject to fines and penalties as set forth in the Water Pollution Control Act (N.J.S.A. 58:10A-10F 2 and 3.

2013-R213

RESOLUTION

WHEREAS, Institute for Islamic Studies has submitted a request for a reservation of sewer capacity in the amount of 1,450 gallons per day for Block 28, Lot 15.01; and

WHEREAS, the Township Engineer has certified that there is sufficient capacity in the existing downstream sanitary sewer system to accommodate the 1,450 gallons per day of wastewater flow that will be generated.

NOW, THEREFORE, BE IT RESOLVED, by the Township Council of the Township of West Windsor that a reservation of sewer capacity in the amount of 1,450 gallons per day, is hereby granted for the project known as Institute for Islamic Studies; and

BE IT FURTHER RESOLVED that this allocation of Township sewer capacity be in effect for a period of one (1) year; and

BE IT FURTHER RESOLVED that the Township Engineer be and hereby is authorized to execute the endorsement of NJDEP applications for Treatment Works Approvals as required to implement this Resolution upon submission of final design/construction plans and specifications acceptable to the Township Engineer

Adopted: September 30, 2013

I hereby certify this is a true copy of a Resolution adopted by the West Windsor Township Council at its meeting held on the 30th day of September 2013.

Sharon L. Young
Township Clerk
Township of West Windsor

TWA - 1

STATE OF NEW JERSEY
DEPARTMENT OF ENVIRONMENTAL PROTECTION
DIVISION OF WATER QUALITY

Treatment Works Approval Permit Application

Refer to Instructions on Page 4 and Provide All Applicable Information. Please Print or Type.

1. APPLICANT/OWNER*

Name West Windsor Township Telephone (609) 799-9448

Permanent Legal Address 271 Clarksville Rd, PO Box 38

City or Town West Windsor State NJ Zip Code 08550 E-mail wwt@westwindsortwp.com

* *Applicant/Owner should be the eventual owner of the proposed Treatment Works.*

2. LOCATION OF ACTIVITY

Name of Facility/Site **Institute of Islamic Studies**

Street Address/Location **2030 Old Trenton Road**

Lot No. **15.01** Block No. **28**

City or Town **West Windsor Township** State **NJ** Zip Code 08550

Municipality **West Windsor Township** County Mercer

3. NEW JERSEY LICENSED PROFESSIONAL ENGINEER

Name Robert Sive N.J. License No. 43816

Name of Firm, if employee Geller Sive & Company

Mailing Address PO Box 249

City or Town Adelphia State NJ Zip Code 07710

Telephone (732) 625-7919 Fax (732) 625-9313 E-Mail rsive@gellersive.com

4. ESTIMATED CONSTRUCTION COST AND APPLICATION FEE

A. Cost of treatment works proposed in this application $ 62,350
(Attach a breakdown of the cost of all items related to the construction of the proposed treatment works).

B. Application Fee $ 1,097.36
(In accordance with N.J.A.C. 7:1C-1.5 et seq., made payable to Treasurer, State of NJ, Environmental Services Fund).

5. OTHER REQUIRED PERMITS

If any of the the following applications have been submitted for this project, provide the applicable information.

Permit Type	Application Status (check one) Pending	Approved*	Application Date (or Application No.)
• Treatment Works Approval	☑	☐	This Application
• Exemption From Sewer Ban	☐	☐	
• Water Quality Management Plan Amendment	☐	☐	
• CAFRA	☐	☐	
• Stream Encroachment	☐	☐	
• Freshwater Wetlands	☐	☐	
• Tidal or Coastal Wetlands	☐	☐	
• Waterfront Development	☐	☐	
• NJPDES Permits	☐	☐	
• Pinelands Certificate	☐	☐	
• Delaware & Raritan Canal Commission	☐	☐	
• Hackensack/Meadowlands Commission	☐	☐	
• Other Related Approvals	☐	☐	

(If any of the above applications were approved, please provide a copy of the approval with this application).*

6. PROJECT DESCRIPTION (Brief Description of Proposed Treatment Works and Intended Use).

The Applicant is proposing to extend the existing sanitary sewer collection system, which currently terminates near the intersection of Old Trenton Road and Dorchester Drive, approximately 912 feet within Old Trenton Road. The proposed sanitary sewer extension is to serve an approved house of worship at 2030 Old Trenton Road. The proposed house of worship consists of a two-story building totaling 29,110 square feet plus a 14,949 square foot basement to be utilized for storage only.

7. APPLICANT'S AGENT (Optional)

I, West Windsor Township
(Applicant/Owner's Name)
authorize to act as my agent/representative in all matters pertaining to my application the following person:

Name Robert Sive of Geller Sive & Company Position Professional Engineer

Address PO Box 249 City Adelphia

State NJ Zip Code 07710 Telephone (732) 625-7919

Signature of Agent Date Signature of Applicant/Owner Date

8. PROPERTY OWNER'S CERTIFICATION

I hereby certify that Institute of Islamic Studies, Inc.
(Property Owner's Name)
owns the property identified in this application. As owner, I grant permission for the activity to be permitted under this application and authorize the Department of Environmental Protection to conduct on-site inspections, if necessary. If the construction activity will take place in an easement, I certify that with this application, I presently have or will obtain permission of the property owner(s) prior to initiation of construction of this proposed treatment works.

Signature of Owner 4/24/14
Date

Print or Type: Name and Position KHAIRUL ALAM, PE, Project Manager/Member NJS

9. STATEMENT OF PREPARER OF PLANS, SPECIFICATIONS AND ENGINEER'S REPORT AND/OR ABSTRACT

I hereby certify that the engineering plans, specifications, and engineer's report and/or abstract applicable to this project comply with the current rules and regulations of the Department of Environmental Protection with the exceptions as noted.

Signature of Engineer Date

Print or Type: Name and Position Robert Sive, Professional Engineer

PROFESSIONAL ENGINEER'S
EMBOSSED SEAL

10. Proper Construction and Operation Clause

I, the Applicant/Owner, _____ agree that the treatment works will be properly constructed and operated in accordance with the engineering plans, specifications and conditions under which approval is granted by the Department of Environmental Protection.

_____ 4/24/14
Signature of Applicant/Owner Date

Print or Type: Name and Position Khairul Alam, Project Manager, Member IIS

11. Certification by Applicant/Owner

I certify, under penalty of law, that the information provided in this application and the attachments is true, accurate, and complete. I am aware that there are significant civil and criminal penalties for submitting false, inaccurate, or incomplete information, including fines and/or imprisonment.

_____ 4/24/14
Signature of Applicant/Owner Date

Print or Type: Name and Position Khairul Alam, Project Manager, Member IIS

Instructions for Completing Form TWA - 1

This form should accompany all Treatment Works Approval permit applications.

1. **General Information** - (items #1 through #4, #6) Complete the requested applicant and project information.
2. **Other Required Permits** (item # 5) - Please list all permits issued for the subject project (in addition to the permits being applied for at this time).
3. **Signatures** (items #7 through #11) - All signatures must comply with N.J.A.C. 7:14A-4.9 and N.J.A.C. 7:14A-22.8. Where indicated under items #1, #10 and #11, the applicant/owner should be the eventual owner of the proposed treatment works. Item #8 shall be completed by the owner of the property.

Should you need assistance in completing the application, please call the appropriate phone number listed below:

•Bureau of Construction & Connection Permits (609) 984-4429 Municipal Treatment Works, Industrial Treatment Works, Sewer Extension, Sewer Ban Exemption, Subsurface Disposal Systems	•Bureau of Nonpoint Pollution Control (609) 633-7021 Alternate Design Septic Systems (design flow less than 2,000 GPD)

WQM-006

Revision 09/2004

STATE OF NEW JERSEY
DEPARTMENT OF ENVIRONMENTAL PROTECTION
Division of Water Quality

ENGINEER'S REPORT for DOMESTIC TREATMENT WORKS APPROVAL APPLICATIONS

INSTRUCTIONS

- Complete all applicable sections and certifications.
- Justifications for any exceptions from the regulations at N.J.A.C. 7:14A - 23 et seq. must be submitted. (Additional sheets may be attached if necessary.)
- All supplemental information required to be submitted along with this engineer's report must be signed, sealed, and dated by a professional engineer, licensed to practice in the State of New Jersey.
- **For Treatment Works other than collection and/or conveyance, please attach a separate Engineer's Report in accordance with N.J.A.C. 7:14A - 23.5.**

GENERAL INFORMATION

Applicant: **West Windsor Township** Municipality: **West Windsor Township**

Project Name: **"Institute of Islamic Studies" Major Site Plan** County: **Mercer**

Name of Receiving Sewage Treatment Plant:

NJPDES Permit Number: _____

Effluent Receiving Waters: _____

Scope of Project: **Connection to the existing sanitary sewer collection system off Old Trenton Road and the extension of a sanitary sewer collection system approximately 912 feet within the right-of-way of Old Trenton Road to serve the proposed house of worship.**

Contributory Flow: *For assistance in completing this chart, refer to N.J.A.C. 7:14A-23.3.*

Establishment Type		Number of Measurement Units		Gallons per Day per Unit		Projected Flow (G.P.D.)
House of Worship		**483 (people)**	**X**	**3**	**=**	**1,449**
			X		=	
			X		=	
			X		=	

Combined Projected Flow: **0.0014** M.G.D.

Existing Contributory Flow (if any): **0** M.G.D.

TOTAL FLOW: **0.0014** M.G.D.

I. WASTEWATER CONVEYANCE SYSTEMS

(A) GRAVITY SEWER SYSTEMS

Diameter (inches)	Total Length (feet)	Material Type	"n" Value	Max. MH Spacing (feet)	Min. Slope (%)	Max. Velocity (ft/sec)	Max. Capacity (M.G.D.)
8	912	PVC	0.010	400	0.40	2.8	0.64

1.	What is the minimum cover (as measured from the top of the pipe to the grade elevation) provided along the entire sewer line?			3.25 ft.
2.	What is the infiltration and/or exfiltration limit for testing purposes (gallons per inch of pipe per mile per day)?			100
		YES	NO	N/A
3.	Are sewers within 100 feet of a public water supply well or a below-grade reservoir?		X	
4.	Are sewers located at least 10 feet horizontally from potable water lines and/or at least 18 inches below potable water lines and in separate trenches, including crossings?	X		
5.	Are sewers crossing streams located within 10 feet of a stream embankment encased in concrete?		X	
6.	Is a drop pipe provided for sewers entering manholes above the manhole invert wherever the difference in elevation is two feet or more?	X		
7.	Are all manholes located more than 100 feet from a public water supply well or a below-grade reservoir?	X		
8.	Are watertight covers used where street elevations are less than 10 feet above the North American Vertical Datum of 1988 and/or where the top of a manhole may be flooded by street runoff or high water?			X
9.	Are the sanitary sewers designed to carry at least twice the estimated average projected flow when flowing half full?	X		
10.	Have adequate provisions been made for the ventilation of manholes?	X		
11.	If siphons are part of this project, are they in conformance with N.J.A.C. 7:14A - 23.7?			X
12.	Are the immediate downstream sewer lines constructed?	X		

(B) PUMPING SYSTEM: Submit a Pump Station Design Report, which should include, at a minimum, the basis for the following: (a) pump selection; (b) sizing of force main and velocity calculations; (c) total dynamic head; (d) pump station performance curve and (e) wet well detention time. **N/A**

Average daily flow:	GPD	Surface area of wet well:	ft^2
Peaking factor:		Wet Well Detention Time :	Minutes
Peak design flow:	GPD	TDH of pump:	Ft
Number of pumps:			
Design capacity of pump station (with the largest pump out of service):			GPM

1. WASTEWATER CONVEYANCE SYSTEMS

(B) PUMPING SYSTEM (continued)

FORCE MAINS

Diameter (inches)		Length (feet)		Material Type		Velocity (ft/sec)

1.	What is the minimum cover (as measured from the top of the pipe to the grade elevation) provided along the entire force main?	ft		
2.	Specify the method of screening at the pumps.			
3.	Where is the ultimate location of the alarm for high water conditions, power failures, and mechanical breakdowns?			
4.	Specify the type of back-up power source provided.			
		YES	NO	N/A
5.	Is adequate light and ventilation provided at the pump station?	☐	☐	☐
6.	Are air and/or vacuum release valves provided on the high points of the force main?	☐	☐	☐
7.	Are adequate freshwater wash-down facilities provided?	☐	☐	
8.	If a domestic water service connection will be utilized for wash-down purposes, is it protected by a backflow prevention device?	☐	☐	☐
9.	Are shut-off valves on suction and discharge piping and check valves on discharge lines provided?	☐	☐	
10.	Is the base of the pump station wet well sloped toward the pump suction?	☐	☐	
11.	Does the alarm system provide for competent assistance on a 24 hour basis?	☐	☐	
12.	Is the pump station adequately protected from flooding?	☐	☐	
13.	Is the dry well provided with a sump pump?	☐	☐	

I am a professional engineer licensed by the New Jersey Board of Professional Engineers and Land Surveyors to practice in New Jersey. I certify that the proposed treatment works, as designed, meets the requirements of N.J.A.C. 7:14A - 23 et seq., other than the exceptions as noted.

I hereby certify that the information provided in this engineer's report and attachments hereto, is true, accurate, and complete. Exceptions attached [YES ☐, NO ☐]?

Professional Engineer's Embossed Seal

Signature of Engineer:  4/24/14

Name and Date: (Print or Type) Khairul Alam, P.E., PMP

Firm Name: Arora & Assiciates, P.C.

WQM-006 Revision 09/2004

2. DOMESTIC WASTEWATER TREATMENT AND/OR RESIDUAL FACILITIES

N/A

Is the following information submitted with this application?		YES	NO
1.	A complete description of the selected wastewater treatment system.		
2.	For the modification of an existing system which has not previously been granted a treatment works approval (TWA), the capacities of the existing units and a brief description of the operation of each, and a statement concerning which units are existing and which are proposed at the time of the application. If there exists a previously issued TWA approval for the subject facility, submit the date of issuance and the TWA number.		
3.	Hydraulic profiles of the flow of wastewater through the system.		
4.	A unit by unit mass balance for all discharge parameters.		
5.	The ultimate disposal location of all effluent.		
6.	The basis and computations for average and peak flow requirements.		
7.	The expected composition of the influent and effluent from the treatment system including the average, maximum and minimum values of the pollutant parameters specified in the facility's NJPDES permit/DAC.		
8.	An evaluation of the quantity and quality of any and all residuals generated and projected to be generated, including a hydraulic profile and unit by unit mass balance for the flow of residuals through the system.		
9.	Documentation of adequate storage and handling facilities for residuals.		
10.	Provisions for the ultimate management of residuals.		
11.	Details of flow monitoring and control, alarm systems, auxiliary power, storage facilities for treatment chemicals and wastes, and plans for bypassing units during construction or maintenance.		
12.	The basis and computations for the projected wastewater flow.		
13.	A fully executed Licensed Operator Grading Form.		

I am a professional engineer licensed by the New Jersey Board of Professional Engineers and Land Surveyors to practice in New Jersey. I certify that the proposed treatment works, as designed, are adequate to meet all applicable final NJPDES permit limitations contained in the current NJPDES Discharge Permit No. _____. In addition, I certify that the proposed treatment works, as designed, meets the requirements of N.J.A.C. 7:14A - 23 et seq., other than the exceptions as noted.

I hereby certify that the information provided in this engineer's report and attachments hereto is true, accurate, and complete. Exceptions attached [YES , NO]?

Signature of Engineer*: _____

Professional Engineer's Embossed Seal

Name and Date: (Print or Type) _____

Firm Name: _____

* *This certification may not be completed until the effective date of the associated final NJPDES Discharge Permit.*

Nancy Salmieri

From: Barbara Watson [bwatson@WestWindsorTwp.com]
Sent: Friday, August 05, 2011 3:39 PM
To: Nancy Salmieri; jlroeder@aol.com; Steve Benner; jruddiman@alaimogroup.com; jmadden@maserconsulting.com; Dan Dobromilsky; Sam Surtees
Subject: FW: West Windsor Township Zoning Board of Adjustment: IslamicStudies New Jersey - #ZB 11-01

Institute of
amic Studies N

Attached please find revised Resolution which replaces the one sent by mail today.

-----Original Message-----
From: Jo-Anne Vazquez [mailto:j.vazquez@mgplaw.com]
Sent: Friday, August 05, 2011 3:23 PM
To: Barbara Watson
Subject: West Windsor Township Zoning Board of Adjustment:
IslamicStudies New Jersey - #ZB 11-01

Attached hereto please find the revised, final Resolution of Memorialization for Islamic Studies New Jersey.

Jo-Anne Vazquez
Mason, Griffin & Pierson, P.C.
101 Poor Farm Road
Princeton, NJ 08540
(609)436-1237 (direct)
(609)921-6543 (main)
(609)683-7970 (fax)
j.vazquez@mgplaw.com
visit our website: www.mgplaw.com

This email transmission and any accompanying material contain confidential and/or privileged information from the law firm of Mason, Griffin & Pierson, P.C. This communication is covered by the Electronic Communications Privacy Act, 18 USC Sections 2510-2521 and may be legally privileged. If you are not the intended recipient, you are hereby notified that any retention, dissemination, distribution, copying or use of this communication is strictly prohibited. Please reply to the sender if you have received this email in error, and then delete it.
Thank you.

DISCLAIMER REQUIRED BY IRS RULES OF PRACTICE:
"ANY TAX ADVICE CONTAINED HEREIN WAS NOT INTENDED OR WRITTEN TO BE USED, AND IT CANNOT BE USED BY ANY TAXPAYER, FOR THE PURPOSE OF AVOIDING PENALTIES THAT MAY BE IMPOSED ON THE TAXPAYER UNDER THE FEDERAL TAX LAWS. (THE FOREGOING LEGEND HAS BEEN AFFIXED PURSUANT TO U.S. TREASURY REGULATIONS GOVERNING TAX PRACTICE.)"

STONY BROOK REGIONAL SEWERAGE AUTHORITY

Regulatory Report

REGULATORY REPORT

April 2014

A. Discharge Monitoring Report (DMR)

The February 2014 DMRs were submitted with no violations at any of the three plants.

The March DMRs are currently being reviewed.

The quarterly bioassays were run in February for all three facilities and were reported to NJDEP. River Road, Hopewell and Pennington results were >100%.

B. Residual Discharge Monitoring Reports (RDMR)

The January 2014 RDMR was submitted. All River Road parameters were compliant with the Air Permit requirements.

The February RDMR is currently being reviewed.

C. Air Reporting

The 1st quarter 2013 Excess Emissions and Monitoring Report is currently being reviewed. There were no excess emissions during this monitoring period.

Staff provided KEMS with all data for the 2013 Emission Statement.

D. Laboratory

Michele Potter of the NJDEP- Office of Quality Assurance (OQA) conducted an audit of the laboratory operations on March 22, 2014. There were no major deficiencies found during this audit.

Ms. Potter indicated that the OQA is taking a closer look at wastewater treatment plants conducting laboratory analysis at different locations based on their certification at the main plant which is not allowed under current regulations. At the present time, SBRSA's Operation's staff performs daily pH, Chlorine, and Temperature analysis at the Hopewell and Pennington plants. The auditor was made aware that the laboratory staff performs quarterly and as needed basic maintenance and calibration on the equipment and all related QA/QC requirements by the OQA. Ms. Potter mentioned that all decisions for operation of satellite laboratories will be made based on special circumstances and a case by case basis relating to wastewater operations. She will discuss this with OQA management and her recommendations will be noted in her audit report. OQA's audit report is due within thirty days of the audit.

The laboratory annual certification application (July 1, 2014 to June 30, 2015) was

submitted to NJDEP on March 26, 2014.

E. Miscellaneous

Applications for National Association of Clean Water Agencies (NACWA) Peak Performance Awards (Platinum) for all three facilities were submitted on March 24, 2014.

The annual sandblast waste disposal renewal application was submitted to Waste Management of Pennsylvania (WM) on April 7, 2014. WM has extended SBRSA's sandblast waste disposal through June 7, 2015.

STONY BROOK REGIONAL SEWERAGE AUTHORITY

Safety

SAFETY REPORT
April 2014

There were no loss time accidents/injuries for this reporting period. Attached is an up to date graph depicting loss time accidents from 2006 to present.

As of March 31, 2014 Stony Brook Regional Sewerage Authority has gone **936** consecutive days without a "Loss Time Accident". Attached is a picture of the digital scoreboard that counts the number of days.

The first quarter Safety Incentive Program (SIP) report was submitted to the Joint Insurance Fund (JIF). The report is attached.

Training for this reporting period included:

- Ladder Safety training was provided in-house on April 2nd for 3 employees.
- Lockout/Tag-out training was provided in-house on April 2nd for 4 employees.
- Basic Electrical training was provided in-house on April 2nd for 4 employees.
- Fall Protection Awareness training was provided in-house on April 16th for 9 employees.
- Confined Space Awareness training was provided in-house on April 16th for 9 employees.
- Personal Protective Equipment training was provided in-house on April 16th for 9 employees.
- Trenching and Shoring training was provided by JIF on March 25th for 1 employee.

On April 4, 2014 Princeton Fire Official William Drake was on-site for a tour of the River Road Facility and Princeton Pump Station. The purpose of the tour was to review the buildings at these locations as well as the need for fire alarm systems in some of the remote buildings. I e-mailed Mr. Drake on April 21, 2014 requesting a final decision on his findings. As of this report Mr. Drake has not responded.

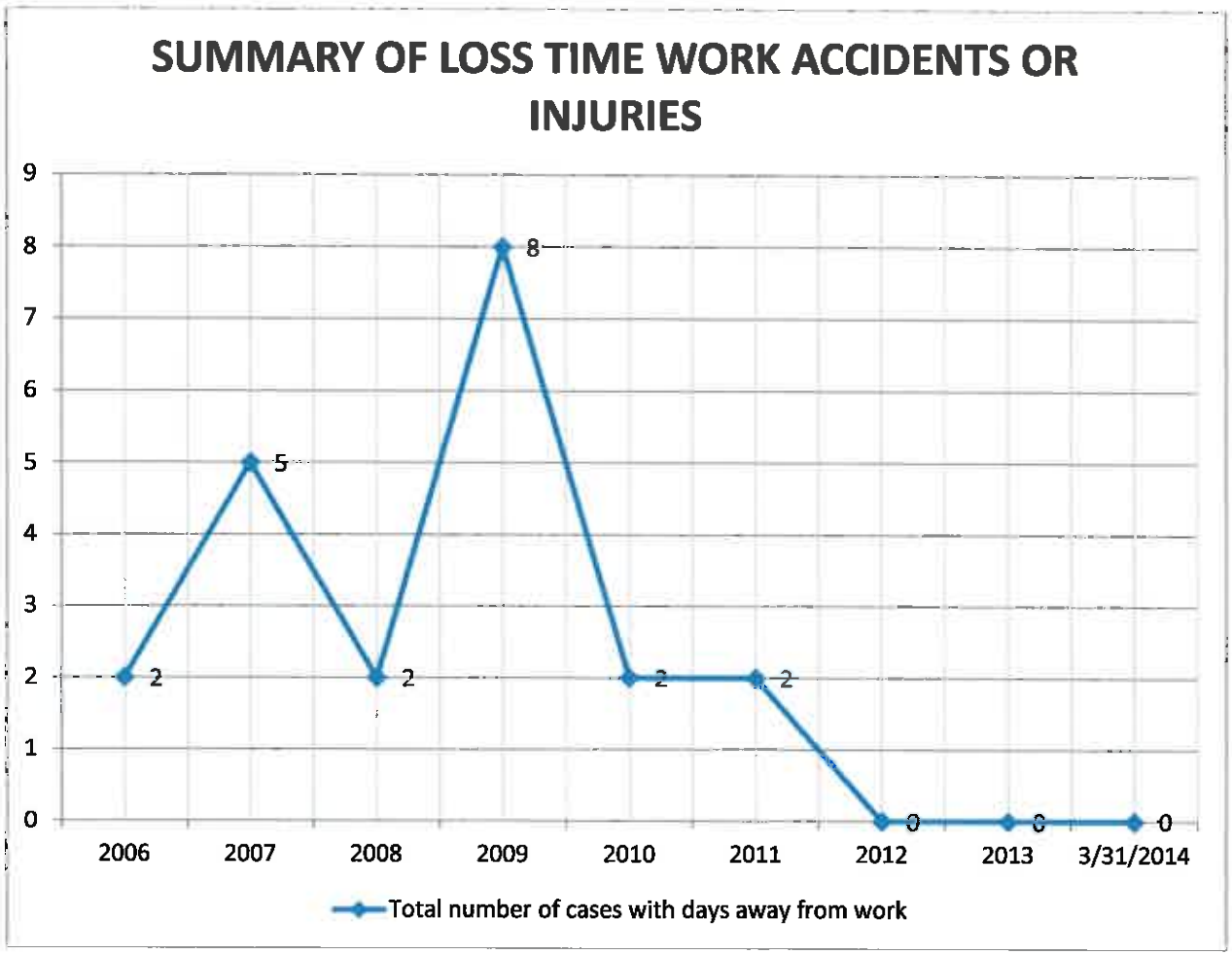
SUMMARY OF LOSS TIME WORK ACCIDENTS OR INJURIES
9
8
7
6
5
4
3
2
1
0
2
5
2
8
2
2
0
0
0
2006
2007
2008
2009
2010
2011
2012
2013
3/31/2014
Total number of cases with days away from work

Pride
In Safety
936 Days
Without A
Lost Time
Accident

Submit

Print

NEW JERSEY UTILITIES AUTHORITY JOINT INSURANCE FUND
2014 SAFETY INCENTIVE PROGRAM REPORT FORM

Authority:	Stony Brook Regional Sewerage Authority	**Date Submitted:**	Apr 8, 2014
Title:	Assistant Safety Manager	**Submitted by:**	Javier (Pete) Irizarry

Select Quarter -> 1st Quarter Due April 30, 2014

Summary of Training Programs	Applicable to your Authority YES	No	Most Recent Training (Date)
Accident Investigation	☒	☐	
Asbestos Awareness	☐	☒	
Back Safety/Material Handling	☒	☐	
Bloodborne Pathogens	☒	☐	
Chain Saw Operations	☐	☒	
CMVO (Coaching the Maintenance Vehicle Operator)	☐	☒	
Confined Space Permit required	☒	☐	
CPR / AED	☒	☐	
Defensive Driving	☐	☒	
Employment Practices Liability	☐	☒	
Fall Protection	☒	☐	3/19-20/2014
CDL/Federal Motor Carrier Safety Regs.	☐	☒	
Fire Extinguishers	☒	☐	
Fire Prevention / Flammable & Combustible Liquids	☒	☐	
First Aid	☒	☐	
Hazard Communication (NJ RTK)	☒	☐	3/3/2014
Hazardous Materials Level One Awareness	☐	☒	
Hearing Conservation	☒	☐	
Heavy Equipment Safety	☐	☒	
Jetter Safety Awareness	☐	☒	
Ladder Safety/ Walking & Working Surfaces	☒	☐	2/26-27/2014 & 3/5-6/2014
Lockout/Tag out	☒	☐	2/26-27/2014 & 3/5-6/2014
NIMS	☒	☐	
Office Safety	☒	☐	
Personal Protective Equipment	☒	☐	3/20/2014
Powered Industrial Trucks	☒	☐	
Process Safety Management	☐	☒	
Respiratory Protection Awareness	☒	☐	
Shop and Tool Safety	☒	☐	
Spill Prevention Act	☒	☐	
TCPA/Chlorine	☐	☒	
Trench & Shoring	☒	☐	3/25/2014
Workzone / Flagger Safety	☐	☒	
Other Applicable Safety Training:	☒	☐	2/27/2014 & 3/5-6/2014

Provide Training Summary and Minutes from Safety Committee meeting held this quarter.
Send Report to: J. A. Montgomery RiskControl, Attn: Karen LaSala
231 Main Street, PO Box 2017, Toms River, NJ 08754
Telephone: 732-660-5006 / FAX: 856-830-1496
E-mail to: NJUAJIF@jamontgomery.com

Revised 2/14/14

J.A. Montgomery 2014

STONY BROOK REGIONAL SEWERAGE AUTHORITY

Litigation

LITIGATION SUMMARY

April 2014
*Indicates Revised Section

I. River Road Wastewater Concerns

The final NJPDES permit received on January 26, 2006 includes a 0.1 mg/L monthly phosphorus limit, effective January 1, 2011. A "Request for Hearing" was filed with the NJDEP on February 24, 2006 to contest this limit and several other smaller items. On March 11, 2007, a letter was received from Nancy Wittenberg, Assistant Commissioner, indicating that in recognition of the fact that the TMDL based phosphorus limits will soon be available, the Department has granted a Stay of the (not yet effective) phosphorus limit until further notice. On March 28, 2007, the Bureau of Point Source Permitting sent a follow-up letter, which included all three plants and indicated that the phosphorus limits will be stayed until further notice.

NJDEP has expressed its intent, to Judge Masin, to issue a draft and final permit for the River Road facility in 2012 and has requested that the pending request for an adjudicatory hearing be placed upon the inactive list for six (6) months, which was granted on June 8, 2012.

A telephone status conference before Judge Masin was held on August 26, 2013 wherein the judge again placed the matter on the inactive list for six (6) months in order that the parties could pursue rulemaking to address issues raised in the hearing request. This action was undertaken at the request of Kristen D. Heinzerling, DAG, representing the NJDEP.

A meeting between representatives of the SBRSA and NJDEP was held on January 16, 2014, wherein the status of the TMDL and outstanding issues were discussed and a plan for resolution of the outstanding issues was proposed.

*II. Hopewell NJPDES Permit Concerns

NJDEP issued a draft permit for the Hopewell plant on July 21, 2011. The terms and conditions of the draft permit were not consistent with the prior discussions between the parties, and while the Phosphorus limitation is revised to monitor and report only, the Nitrate and Copper issues are carried forward in the permit action unchanged. As such, comments contesting the inclusion of Nitrates and Copper limitations, as well as comments regarding other minor issues, were prepared and submitted to NJDEP on September 6th during the public comment period.

Comments were also submitted to the NJDEP on behalf of other interested parties, including resolutions in opposition to the permit conditions adopted by several

municipalities served by the SBRSA, accompanied by a request for a public hearing. Comments in support of the draft permit were submitted to NJDEP on behalf of the Stony Brook Millstone Watershed Association supporting the Draft Permit limitations and conditions, as proposed, for TDS and Copper, which limitations SRBSA and its member municipalities contested. Further, the Association expressed its concern regarding the determination made by the NJDEP not to establish an effluent limitation for Phosphorus at this time.

NJDEP granted to the interested parties (municipalities served by the SBRSA that requested a public hearing on the permit conditions) a hearing on the issues raised in the Draft Permit. This public hearing was held on November 16, 2011.

Judge Masin granted the request to place the pending adjudicatory hearing request on the inactive list on June 8, 2012.

A telephone status conference before Judge Masin was held on August 26, 2013 wherein the judge again placed the matter on the inactive list for six (6) months in order that the parties could pursue rulemaking to address issues raised in the hearing request. This action was undertaken at the request of Kristen D. Heinzerling, DAG, representing the NJDEP.

A meeting between representatives of the SBRSA and NJDEP was held on January 16, 2014, wherein the status of the TMDL, status of the proposed rulemaking to address nitrate limitations and the remaining contested issues were discussed. A plan for resolution of the outstanding issues was proposed to resolve the Phosphorus and Copper issues. A surrogate parameter was proposed to replace the TDS parameter contained in the current permit and a stay pending rulemaking was proposed relative to the Nitrate limitation.

I have been advised by DAG Heinzerling that NJDEP intends to issue the final permit immanently to close out the old 2004 Permit and to allow any remaining contested issues to go forward under a new Permit and new docket. Upon issuance of the Final Permit, the prior permit would become moot and it would be necessary to withdraw SBRSA's pending permit appeal relevant to the 2004 Permit and file a Request for an Adjudicatory Hearing on the new permit to preserve its right to challenge any contested permit parameters.

*III. Pennington NJPDES Permit Concerns

NJDEP issued a draft permit for the Pennington plant on July 21, 2011. The terms and conditions of the draft permit were not consistent with the prior discussions between the parties, and while the Phosphorus limitation is revised to propose monitor and report only, the other issues of concern are carried forward in the permit action unchanged. These issues are: Nitrate; Arsenic; TDS; Dichlorobromomethane and Copper limitations; as well as, other issues relevant to summer and winter ammonia limitations; TSS winter

limitations and miscellaneous issues, including that the compliance schedule identified to allow SBRSA to come into compliance with all new limitations is insufficient and should be extended to 59 months, at the very least.

Meetings and discussions between AEA representatives and the NJDEP have been held wherein the issue of nitrates and the other drinking water related parameters included in the SBRSA permit were discussed, particularly with regard to the impact of the regulation of these pollutants upon the Pennington facility. All in attendance and involved believe that the concerns were received in a manner that appears will be favorable to SBRSA. Additional smaller group meetings to specifically discuss these issues are planned between AEA representatives and NJDEP, and it appears that this view of the regulation of drinking water based parameters in a manner that is favorable to a reasonable and appropriate remedy of the issue, however, at this time no formal action has been proposed by NJDEP to change the existing regulatory requirements.

As the revisions requested were not made, and no regulatory action has been forthcoming, comments contesting these limitations and conditions were prepared and submitted to NJDEP on September 6th during the public comment period. Comments were also submitted to the NJDEP on behalf of other interested parties, including resolutions in opposition to the permit conditions that were adopted by several municipalities served by the SBRSA, accompanied by a request for a public hearing. Comments in support of the draft permit were submitted to NJDEP on behalf of the Stony Brook Millstone Watershed Association supporting the Draft Permit limitations and conditions, as proposed, for Arsenic Nitrogen, TSS and Copper, which limitations SBRSA and its member municipalities contested. Further, the Association expressed its concern regarding the determination made by the NJDEP not to establish an effluent limitation for Phosphorus at this time. NJDEP granted to the interested parties a hearing on the issues raised in the Draft Permit, which was held on November 16, 2011.

Judge Masin granted the request to place the pending adjudicatory hearing request on the inactive list on June 8, 2012.

A telephone status conference before Judge Masin was held on August 26, 2013 wherein the judge again placed the matter on the inactive list for six (6) months in order that the parties could pursue rulemaking to address issues raised in the hearing request. This action was undertaken at the request of Kristen D. Heinzerling, DAG, representing the NJDEP.

A meeting between representatives of the SBRSA and NJDEP was held on January 16, 2014, wherein the status of the TMDL, status of the proposed rulemaking to address nitrate limitations and the remaining contested issues were discussed. A plan for resolution of the outstanding issues was proposed to resolve the Phosphorus and Copper issues. A surrogate parameter was proposed to replace the TDS parameter contained in the current permit and a stay pending rulemaking was proposed relative to the Nitrate limitation. Arsenic and Dichlorobromomethane remain issues.

I have been advised by DAG Heinzerling that NJDEP intends to issue the final permit immanently to close out the old 2004 Permit and to allow any remaining contested issues to go forward under a new Permit and new docket. Upon issuance of the Final Permit, the prior permit would become moot and it would be necessary to withdraw SBRSA's pending permit appeal relevant to the 2004 Permit and file a Request for an Adjudicatory Hearing on the new permit to preserve its right to challenge any contested permit parameters.

IV. New Source performance Standards for Sludge Incinerators Rule Proposal

On October 14, 2010, USEPA published proposed Standards of Performance for New Stationary Sources and Emission Guidelines for Existing Sources for Sewage Sludge Incinerators. This rule proposal was generated in response to litigation successfully brought by the Sierra Club against USEPA alleging that the USEPA was without statutory authority to exempt sewage sludge incinerators from the definition of solid waste and calling for emission standards thereon. The proposed standards will apply to owners or operators of an incineration unit burning solid waste at wastewater treatment facilities, which includes the SBRSA. Briefly stated, the standards proposed are MACT based limitations, meaning they are derived based upon the Maximum Achievable Control Technology (MACT). For existing units, USEPA looks to the average emission limitation achieved by the best-performing 12 percent units to establish the MACT floor. USEPA has determined that each pollutant standard must be at least as stringent as the MACT floor. Separate standards have been proposed for Multiple Hearth Incinerators and Fluidized Bed Incinerators for the following pollutants: Carbon Monoxide (CO); Nitrogen Oxides (NOx); Sulfur Dioxide (S02); Particulate Matter (PM); Hydrogen Chloride (HC1); Cadmium (Cd); Mercury (Hg); Lead (Pb); Dioxins and Dibenzofurans, toxic equivalency (CDD/CDF, TEQ) and Dioxins and Dibenzofurans, total mass balance (CDD/CDF, TMB).

Operator training and qualification requirements are also proposed in this rulemaking.

The attached chart compares SBRSA's existing limitations ("Operating Permit BOP080003") with the Proposed NSPS for Existing Multiple Hearth Incinerators. The chart also includes SBRSA's average stack test results with an indication of whether, based upon past performance, SBRSA would be able to meet the limitations proposed.

Comments were prepared by Chavond-Barry, in conjunction with John Kantorek and our office, and have been submitted to USEPA on behalf of SBRSA in opposition to the standards proposed. Other trade organizations have also indicated that they will oppose these standards, including NJDEP whose comments advance the appropriateness of establishing standards, but not eliminating incineration as a method of disposal, as New Jersey has determined that it is the most appropriate method of disposing of the residual in this State.

Briefly, SBRSA's comments focused upon the differences between the actual data available for the SBRSA facility (relative to costs and emissions) and conditions and constraints to which SBRSA was subject, and the assumptions that EPA used in proposing the standards. SBRSA sought to demonstrate that by underestimating the emission control costs and overestimating the baseline emissions from existing incinerators, EPA had grossly overstated the benefits of the proposed standards rendering the Rule Proposal far less favorable from an environmental perspective than advanced. SBRSA further pointed to the disincentives and harm that could actually result from the adoption of the Rule Proposal as presently proposed. A complete copy of the comments submitted is attached.

On February 21, 2011, USEPA adopted a final rule that incorporated changes as a result of the efforts of the National Association of Clean Water Agencies (NACWA) to achieve a more appropriate regulatory approach. Specifically, the limitations for mercury were recalculated and less stringent limitations justified, as had been argued by NACWA, and advanced by SBRSA. In response to these new Sewage Sludge Incineration (SSJ) regulations, NACWA has formed a Sewage Sludge Incineration Advocacy Coalition (SSIAC) to continue a challenge the legal basis upon which sewage sludge is defined as a solid waste, as well as to initiate advocacy efforts before Congress to limit the impact of the new regulations.

SBRSA has been invited to participate in these advocacy efforts and continue regulatory reform favorable to SSIs.

On September 9, 2011, the National Association of Clean Water Agencies (NACWA) filed an Emergency Joint Motion for Stay of the SSI Rule, along with the Hatfield Township Municipal Authority, claiming that the Rule was an extreme example of Agency obduracy and regulatory comer-cutting that resulted in imminently harmful results for the communities that rely upon incineration. This action is requested for a number of reasons, including avoiding the immanent irreparable harm that will result as municipalities are asked to make immediate commitments to retrofit their facilities or abandon incineration in favor of landfilling. New York and Virginia are cited as examples of states pressing for such commitments. Once facilities eliminate their incinerator systems, it is unlikely that they will revert back to incineration. Additionally, NACWA is pointing to the environmentally beneficial projects that cannot go forward in the wake of these new regulations, the costs of retrofitting that will not be recovered, as well as, the effect that the new standards will have on the state of the industry and further future ratcheting down of these standards that will occur based upon new sources which are already required to comply.

NACWA challenged the rulemaking alleging that EPA regulated Sewage Sludge incinerators under the wrong section of the Clean Air Act (CAA), and that the EPA used an incomplete data set – including a failure to properly account for sewage sludge variability – when setting the SSI rule's emission limits, and thus the rule is technically invalid. Oral Argument was held in this challenge on May 3, 2013.

On August 20th the United States Court of Appeals denied NACWA's petition for review of EPA's authority to regulate sewage sludge incinerators under Section 129 but agreed that EPA has not adequately established that its estimations are reasonable and remanded parts of the sewage sludge incinerator rule to EPA for further proceedings. The Appellate Court did not vacate the current standards however. A detailed analysis of the Court's decision prepared on behalf of NACWA is available for review.

By letter dated November 4, 2013, NACWA advised of its plan for continued advocacy relevant to the sewage sludge incinerator rules. This plan includes both advocacy and implementation assistance and proposes the following: submission of an administrative petition to USEPA asking the Agency to administratively stay the current March 2016 SSI Rule compliance deadline until USEPA's remand revisions to the rule are complete; continuance of NACWA's legal challenge to USEPA's Non-Hazardous Secondary Materials (NHSM) Rule; engaging in discussions with USEPA during the rule remand process; and providing implementation assistance to sewage sludge incinerator advocacy coalition participants to meet existing compliance deadlines. A new funding request relevant to these efforts is included and anticipated to cost $1,000 to $2,500 per permitted sewage sludge incinerator unit operated by each utility. This amount is dependent upon the number of participants that commit to this plan.

A letter from NACWA to EPA dated December 17, 2013 requesting a meeting to discuss the next steps regarding the establishment of air emission standards for SSIs based on the U.S. Court of Appeals remanding significant portions of the Agency's March 11, 2011 SSI emission standards.

STONY BROOK REGIONAL SEWERAGE AUTHORITY

Operations

To: John Kantorek, Executive Director

From: Robert Kunert, Plant Manager

Subject: Operations Report

Date: April 21, 2014

On April 4, 2014, the Incinerator at Bayshore was put back on line. It was taken off line on April 7, 2014 due to a failure with the fluidized sand bed. We will be accepting their cake until further notice.

We had incinerator #2 de-slagged by Industrial Furnace Company. An internal inspection was performed by Chavond-Barry Engineering but the integrity of the outer shell still needs to be inspected. The instrument used to measure the steel shell thickness will be loaned to us by Chavond-Barry and we will perform this testing in-house. Once this is complete a bid specification will be put together for all necessary repairs.

The Hopewell Treatment Facility experienced significant sludge settling issues during the month of March. A type of filamentous organism was found to be in abundance via microscopic examination. The filamentous organism is of a type that we have never had trouble with in the past and after doing some research it appeared to be a species of Microthrix. A sample was shipped to Michael Richard in Colorado for an expert opinion. His report confirmed the type of filament which is in fact Microthrix parvicella. It is a cold water loving filament that feeds on fats, oil, and grease, FOG. There are limited options when trying to rid your facility of this filament. Research has shown that aluminum salts are sometimes successful in controlling their growth rate. The theory is that it somehow interferes with the filaments ability to absorb the substrate (FOG) and ultimately starve. I spoke to Michael Richard about using aluminum salts and his response was that he had been involved in four case studies where it didn't work but in his opinion he thinks they may have stopped adding the chemical too soon. He also said that a colleague of his believed that it did work through his own experiences. We started adding Polyaluminum Chloride (PACL) toward the end of March and thus far the results are promising. We will continue to add this chemical and monitor its effectiveness closely. The report from Michael Richard is included in the pages that follow.

The Instrumentation Department installed variable frequency drives on the remaining two constant speed aerators at the Hopewell Facility. This will enable us to operate with a target dissolved oxygen concentration and should give us better process control by not over aerating especially during low flow periods. The Pennington Facility will also have VFD's installed for this same reason.

The staff received no **Odor Complaints** from our surrounding area during the month of March. We received no odor complaints during the partial April 2014 reporting period. The full April number will be reported in May 2014. The odor complaints appear on the graph showing the number of odor complaints received each year from January 1996 through present day April 2014.

Weekly testing of the air coming off the bio-filters shows that the H2S concentrations continue to remain at zero ppm. This test was performed using our PHD Tri-tector.

Customer Sludge and Septage for March 2014

	Budget Amount	Amount Received	Difference
Liquid sludge	**1,166,667 Gallons**	**1,359,200 Gallons**	**+ 17 %**
Sludge cake	**2,167 Cubic Yard**	**3,120 Cubic Yards**	**+ 44 %**
Septage	**0 Gallons**	**0 Gallons**	**0**
Gray Water	**91,083 Gallons**	**60,000 Gallons**	**- 34 %**

Historic Sludge and Septage processing by month and year appear in Table - 1 which is included.

Michael Richard Wastewater Microbiology LLC

Michael Richard, Ph.D
80526 michaelrichard@mrwwm.com
6571
www.mrwwm.com

2708 Redwing Road, Fort Collins, CO
Phone/Fax: 970-223-

March 27, 2014

MEMO TO: Robert Kunert
Stony Brook Regional Sewerage Authority
290 River Road
Princeton, NJ 08540

Phone: 609/924-8881 x212
FAX: 609/924-2857
email rkunert@sbrsa.org

FROM: Michael Richard, Ph.D.

RE: Microscopic Examination Results for Sludge Samples Dated 3/24/14.

Enclosed please find microscopic examination for a MLSS and foam sample dated 3/24/14. Digital photos on CD that illustrate the findings are enclosed. Following is a summary of findings.

Filaments were present at ABUNDANT, causing inter-floc bridging. This sludge settled slowly with as SSV30 = 90%. The flocs were firm and rounded in shape. Floc size ranged from 50 to 500 um in diameter, normal in size. Higher life forms present were a few stalks and testate amoeba (sparse). Polysaccharide in the flocs was normal by staining, a sign of good nutrient supply. A very common amount of nitrifying bacteria (*Nitrosomonas*) was present. Grease was high in amount. Filaments present were:

RANK	FILAMENTOUS ORGANISM	ABUNDANCE
1	*Microthrix parvicella*	abundant
2	type 0675	very common
2	type 1851	very common

The foam was floated and very concentrated MLSS. *M. parvicella* was excessive in the foam, its cause.

Significance of Findings

This MLSS had a normal floc size, a few healthy higher life forms, and a normal sludge polysaccharide. Filaments were very high in amount and causing inter-floc bridging (bulking). Three filaments were present. These were an abundant amount of *M. parvicella*, and a very common amount of types 0675 and 1851. Nitrifying bacteria were high in amount.

M. parvicella has three causes in combination: (1) high grease and oil (what it grows on); (2) a long sludge age; and (3) septicity or low oxygen conditions. Types 0675 and 1851 are caused by a

long sludge age. These findings indicate high grease and oil, a long sludge age, and septicity or low oxygen conditions as a cause for the filaments.

M. parvicella is more of a problem at colder temperature. In a study I did for Colorado ski resorts with a lot of restaurant grease, *Nocardia* dominated at warmer temperature in the summertime and *M. parvicella* dominated in the colder wintertime. Temperature was the only variable in this study.

You have a high amount of grease and oil, but it sounds like you cannot do anything about this. I think that the colder temperatures lately have contributed to this outbreak of *M. parvicella.* Also contributing to this is a long sludge age, but at 60 days sludge age currently a reduction in this to <10 days to control *M. parvicella* is not feasible. The best advice is to try to reduce the septicity and/or lower oxygen concentrations that are promoting *M. parvicella*. From the data supplied, the dissolved oxygen concentration in the first cell is too low. However, this is being done to denitrify which you are doing. A change in this could reduce denitrification.

If feasible, you should remove the foam with a vacuum truck and dispose of this away from the aeration basin and digesters. The foam now is reseeding the MLSS with *M. parvicella* and the "foam age" is infinity. If not removed, this will take some time to resolve by itself.

I am FAXing this report directly with the original report and photos following by mail. Please give me a call at 970-223-6571 if you have any questions or wish to discuss these findings.

Sincerely,

Michael Richard, Ph.D.

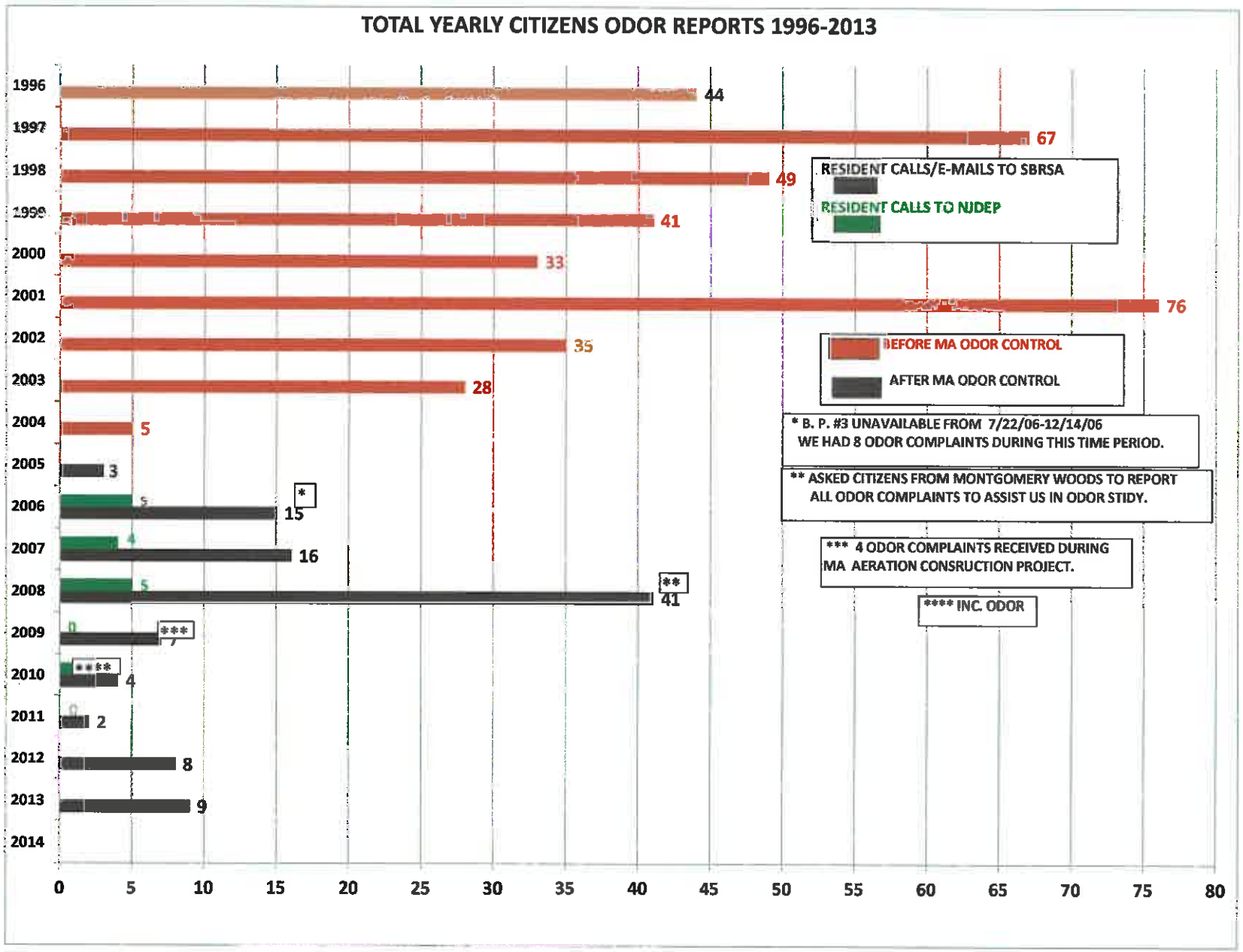
TOTAL YEARLY CITIZENS ODOR REPORTS 1996-2013
1996
1997
1998
1999
2000
2001
2002
2003
2004
2005
2006
2007
2008
2009
2010
2011
2012
2013
2014
44
67
49
41
33
76
35
28
5
3
5
15
4
16
5
41
0
7
4
0
2
8
9
RESIDENT CALLS/E-MAILS TO SBRSA
RESIDENT CALLS TO NJDEP
BEFORE MA ODOR CONTROL
AFTER MA ODOR CONTROL
* B. P. #3 UNAVAILABLE FROM 7/22/06-12/14/06
WE HAD 8 ODOR COMPLAINTS DURING THIS TIME PERIOD.
** ASKED CITIZENS FROM MONTGOMERY WOODS TO REPORT
ALL ODOR COMPLAINTS TO ASSIST US IN ODOR STIDY.
*** 4 ODOR COMPLAINTS RECEIVED DURING
MA AERATION CONSRUCTION PROJECT.
**** INC. ODOR
0
5
10
15
20
25
30
35
40
45
50
55
60
65
70
75
80

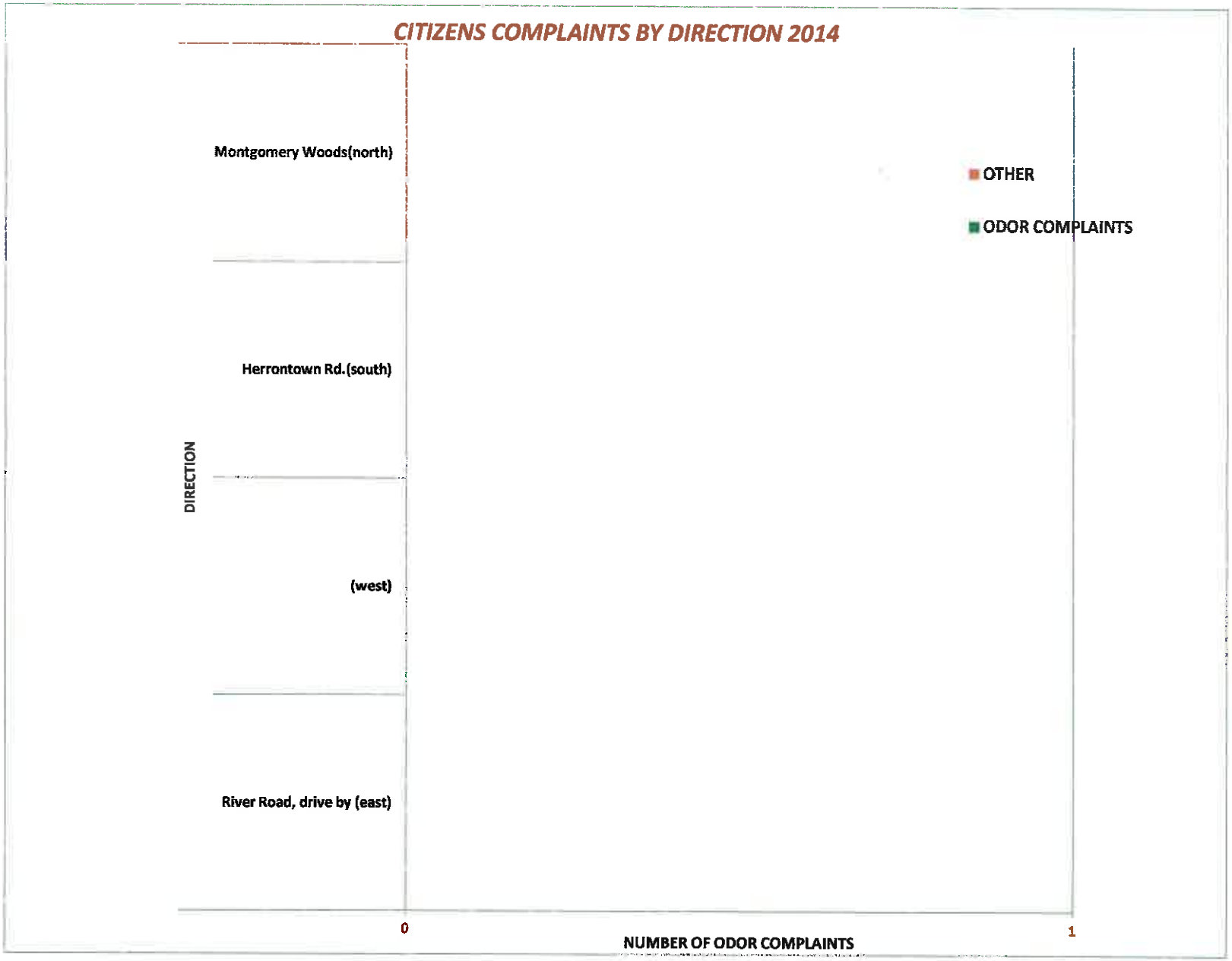
CITIZENS COMPLAINTS BY DIRECTION 2014
Montgomery Woods(north)
Herrontown Rd.(south)
(west)
River Road, drive by (east)
DIRECTION
OTHER
ODOR COMPLAINTS
0
1
NUMBER OF ODOR COMPLAINTS

Outside Sludge (gallons)

Month	*	2009	2010	2011	2012	2013	2014	Budget Vol. 2014
Dec	*	1,349,900	1,319,800	1,289,178	1,005,250	2,278,650	1,201,050	1,166,667
Jan	*	1,385,350	1,216,050	1,380,504	1,061,550	1,199,050	1,353,100	1,166,667
Feb	*	1,159,300	1,439,900	1,243,200	1,000,650	1,256,100	1,339,100	1,166,667
Mar	*	1,387,500	1,577,100	1,707,000	1,085,300	1,241,200	1,359,200	1,166,667
Apr	*	2,652,300	1,352,800	1,285,500	1,135,350	1,185,600		
May	*	1,204,350	1,191,832	1,256,700	1,284,000	1,486,900		
Jun	*	1,330,050	1,327,700	1,231,200	1,186,050	1,116,150		
Jul	*	1,396,450	1,378,902	1,221,400	1,100,150	1,307,500		
Aug	*	1,113,900	1,251,128	1,203,800	1,342,100	1,227,950		
Sep	*	1,144,000	1,147,236	1,133,750	1,074,100	1,140,000		
Oct	*	1,220,500	1,078,816	1,003,950	1,181,500	1,140,250		
Nov	*	1,052,150	912,668	1,072,350	2,330,600	1,071,000		
-	*							
Four Month	*							
Total	*	5,282,050	5,552,850	5,619,882	4,152,750	5,975,000	5,252,450	4,666,668
Annual Total	*	16,395,750	15,193,732	15,028,532	14,786,600	15,650,350		

Outside Sludge (cu. yds.)

Month	*	2009	2010	2011	2012	2013	2014	Budget Vol. 2014
Dec	*	3,205	2,967	3,093	2,758	3,344	3,350	2,330
Jan	*	3,507	2,934	3,169	3,430	3,766	3,812	2,330
Feb	*	3,148	2,624	2,836	2,403	3,298	3,098	2,330
Mar	*	3,387	3,022	2,736	2,681	4,115	3,120	2,330
Apr	*	2,825	3,343	2,418	2,265	3,783		
May	*	2,891	3,235	2,436	2,539	3,706		
Jun	*	3,130	2,543	2,446	2,302	3,197		
Jul	*	3,100	2,568	2,206	2,167	3,500		
Aug	*	3,023	2,552	2,084	1,943	3,393		
Sep	*	3,071	2,642	2,186	1,736	3,093		
Oct	*	2,761	2,574	1,960	1,796	3,539		
Nov	*	3,066	2,743	2,200	2,403	2,992		
-	*							
Four Month	*							
Total	*	13,247	11,547	11,834	11,272	14,523	13,380	9,320
Annual Total	*	37,114	33,747	29,770	28,423	41,726		

Septage (gallons)

Month	*	2009	2010	2011	2012	2013	2014	Budget Vol. 2014
Dec	*	23,000	0	0	0	0	0	0
Jan	*	28,000	0	0	0	0	0	0
Feb	*	25,000	0	0	0	0	0	0
Mar	*	32,000	0	0	0	0	0	0
Apr	*	35,000	0	0	0	0		
May	*	23,000	0	0	0	0		
Jun	*	80,000	0	0	0	0		
Jul	*	4,000	0	0	0	0		
Aug	*	0	0	0	0	0		
Sep	*	0	0	0	0	0		
Oct	*	0	0	0	0	0		
Nov	*	0	0	0	0	0		
-	*							
Four Month	*							
Total	*	108,000	0	0	0	0	0	0
Annual Total	*	250,000	0	0	0	0		

Gray Water (gallons)

Month	*	2009	2010	2011	2012	2013	2014	Budget Vol. 2014
Dec	*	79,200	140,300	26,000	12,000	66,500	43,000	91,083
Jan	*	28,000	44,100	27,000	39,000	44,000	60,000	91,083
Feb	*	26,000	50,500	49,000	48,000	24,000	39,000	91,083
Mar	*	34,500	131,033	120,300	12,000	28,000	60,000	91,083
Apr	*	53,500	247,100	121,300	69,000	50,000		
May	*	42,000	107,400	125,800	101,500	46,000		
Jun	*	66,000	192,600	68,500	44,000	48,500		
Jul	*	86,200	99,300	65,500	42,000	59,000		
Aug	*	79,500	61,000	83,200	54,000	66,000		
Sep	*	123,200	23,000	47,600	64,000	33,000		
Oct	*	48,000	40,000	29,000	63,000	60,000		
Nov	*	64,900	35,000	20,000	44,200	42,000		
-	*							
Four Month	*							
Total	*	167,700	365,933	222,300	111,000	162,500	202,000	364,332
Annual Total	*	731,000	1,171,333	783,200	592,700	567,000		

INC. #1 (3052)

DATE	STATUS	REMARK	HOURUP	HOURDOWN	HOURAVAL
17-Mar-14	ON	TOTAL TONS=80 WITH AVG. OF 6.4TONS/HR WITH RTO;STOPPED FEED@040hrs DUE TO LOW STORAGE BIN;STARTED FEED@1530hrs WITH RTO;	12.5	11.5	24
18-Mar-14	ON	TOTAL TONS=165 WITH AVG. OF 6.8TONS/HR WITH RTO;	24	0	24
19-Mar-14	ON	TOTAL TONS=150 WITH AVG. OF 6.2TONS/HR WITH RTO;	24	0	24
20-Mar-14	ON	TOTAL TONS=167WITH AVG. OF 6.9TONS/HR WITH RTO;	24	0	24
21-Mar-14	ON	TOTAL TONS=169 WITH AVG. OF 7TONS/HR WITH RTO;	24	0	24
22-Mar-14	ON	TOTAL TONS=160 WITH AVG. OF 6.7TONS/HR WITH RTO;	24	0	24
23-Mar-14	ON	TOTAL TONE=137 WITH AVG. OF 5.7TONS/HR WITH RTO;	24	0	24
24-Mar-14	ON	TOTAL TONS=110 WITH AVG. OF 5.5TONS/HR WITH RTO;STOPPED FEED@0745hrs SO WORK COUILD BE DONE ON THE DELUMPER # 1; STARTED FEED@1215hrs;	20	4	24
25-Mar-14	ON	TOTAL TONS=161 WITH AVG. OF 6.7TONS/HR WITH RTO;	24	0	24
26-Mar-14	ON	TOTAL TONS=145 WITH AVG. OF 6.0TONS/HR WITH RTO;	24	0	24
27-Mar-14	ON	TOTAL TONS=90 WITH AVG. OF 6.1TONS/HR WITH RTO;STOPPED FEED@0251hrs DUE TO SCRUBBER WATER PUMP # 1 POWER LOST;STARTED FEED@1204hrs WITH RTO;	14.71	9.29	24
28-Mar-14	ON	TOTAL TONS=156 WITH AVG. OF 6.5TONS/HR WITH RTO;	24	0	24
29-Mar-14	ON	TOTAL TONS=116 WITH AVG. OF 5.8TONS/HR WITH RTO; STOPPED FEED@1813hrs DUE CSD PIN SHEARED;	19.7	4.3	24
30-Mar-14	ON	***NO FEED DUE TO HIGH FLOWS***	0	24	24
31-Mar-14	ON	TOTAL TONS=34 WITH AVG. 5.6TONS/HR WITH RTO; STARTED FEED@1630hrs;	8	16	24
1-Apr-14	ON	TOTAL TONS=158 WITH AVG. OF 6.6TONS/HR WITH RTO;	24	0	24
2-Apr-14	ON	TOTAL TONS=151 WITH AVG. OF 6.6TONS/HR WITH RTO; STOPPED FEED@0807hrs JIM G. COULD REBOOT CEM'S COMPUTER; STARTED FEED@0918hrs;	22.81	1.19	24

INC. #1 (3052)

DATE	STATUS	REMARK	HOURUP	HOURDOWN	HOURAVAL
3-Apr-14	ON	TOTAL TONS=160 WITH AVG. OF 6.7TONS/HR WITH RTO;	24	0	24
4-Apr-14	ON	TOTAL LTONS=72 WITH AVG. OF 6.4TONS/HR WITH RTO;FEED WAS STOPPED@0527hrs SO WORK COULD BE DONE VENTURI GASKET;STARTED FEED@1820hrs WITH RTO;	10.42	13.58	24
5-Apr-14	ON	TOTAL TONS=140 WITH AVG. OF 5.8TONS/HR WITH RTO;	24	0	24
6-Apr-14	ON	TOTAL TONS=121 WITH AVG. OF 5.0TONS/HR WITH RTO;	24	0	24
7-Apr-14	ON	TOTAL TONS=48 WITH AVG. OF 5.3TONS/HR WITH RTO; STOPPED FEED@0230hrs DUE TO LOW INVENTORY; STARTED FEED WITH RTO@1730hrs;	9	15	24
8-Apr-14	ON	TOTAL TONS=143 WITH AVG. 5.9TONS/HR WITH RTO;	24	0	24
9-Apr-14	ON	TOTAL TONS=141 WITH AVG. OF 5.8TONS/HR WITH RTO;	24	0	24
10-Apr-14	ON	TOTAL TONS=134 WITH AVG. OF 6.1TONS/HR WITH RTO;STOPPED FEED@0118hrs DUE TO PROBLEM WITH CEM'S O2 ANALYZER;STARTED FEED@0318hrs;	22	2	24
11-Apr-14	ON	TOTAL TONS=160 WITH AVG. OF 6.7TONS/HR WITH RTO;	24	0	24
12-Apr-14	ON	TOTAL TONS=135 WITH AVG. OF 5.6TONS/HR WITH RTO;	24	0	24
13-Apr-14	ON	TOTAL TONS=149 WITH AVG. OF 6.2TONS/HR WITH RTO;	24	0	24
14-Apr-14	ON	TOTAL TONS=152 WITH AVG. OF 6.3TONS/HR WITH RTO;	24	0	24
15-Apr-14	ON	TOTAL TONS=134 WITH AVG. OF 6.8/HR WITH RTO; STOPPED FEED@1448hrs SO WE COULD REMOVE SLAG; STARTED FEED@1910hrs;	19.63	4.37	24
16-Apr-14	ON	TOTAL TONS=124 WITH AVG. OF 6.5 TONS/HR WITH RTO; STOPPED FEED@1305hrs SO THE GLASS DOOR FOR THE WESP COULD BE REPLACED; STARTED FEED@1729hrs;	19.09	4.91	24
17-Apr-14	ON	TOTAL TONS=157 WITH AVG. OF 6.5TONS/HR WITH RTO;	24	0	24
18-Apr-14	ON	TOTAL TONS=147 WITH AVG. OF 6.1TONS/HR WITH RTO;	24	0	24

INC. #1 (3052)

DATE	STATUS	REMARK	HOURUP	HOURDOWN	HOURAVAL
19-Apr-14	ON	TOTAL TONS=125 WITH AVG. OF 6.3TONS/HR WITH RTO;STOPPED FEED@0806hrs DUE TO CSD PIN SHEARED;STARTED FEED@1215hrs;	19.85	4.15	24
20-Apr-14	ON	TOTAL TONS=128 WITH AVG. OF 6.2TONS/HR WITH RTO;FEED STOPPED@0354hrs CAUSED BY SCHWING PUMP # 4 STOPPED PUMPING;STARTED FEED WITH SCHWING PUMP # 3@0716hrs;LOST FEED READING FROM SCHWING PUMP # 3@1626hrs SWITCH TO PUMP # 4 FEED STARTED@1634hrs;	20.65	3.35	24
21-Apr-14	ON	TOTAL TONS=105 WITH AVG. OF 6.2TONS/HR WITH RTO; FEED;FEED WAS STOPPED@0043hrs DUE TO SCHWING PUMP # 4 TRIPPING OUT,SWITCHED TO # 3 & STARTED FEED@0054hrs BUT HAD STOPPED FEED@0112hrs DUE TO ERRATIC FEED RATE; STARTED FEED@0740hrs WITH SCHWING PUMP # 4;SWITCHED BACK TO SCHWING PUMP # 3@1043hrs AFTER REPAIRS;	15.22	8.78	24

INC. #2 (3053)

DATE	STATUS	REMARK	HOURUP	HOURDOWN	HOURAVAL
17-Mar-14	OFF	OFF	0	24	24
18-Mar-14	OFF	OFF	0	24	24
19-Mar-14	OFF	OFF	0	24	24
20-Mar-14	OFF	OFF	0	24	24
21-Mar-14	OFF	OFF	0	24	24
22-Mar-14	OFF	OFF	0	24	24
23-Mar-14	OFF	OFF	0	24	24
24-Mar-14	OFF	OFF	0	24	24
25-Mar-14	OFF	OFF	0	24	24
26-Mar-14	OFF	OFF	0	24	24
27-Mar-14	OFF	OFF	0	24	24
28-Mar-14	OFF	OFF	0	24	24
29-Mar-14	OFF	OFF	0	24	24
30-Mar-14	OFF	OFF	0	24	24
31-Mar-14	OFF	OFF	0	24	24
1-Apr-14	OFF	OFF	0	24	24
2-Apr-14	OFF	OFF	0	24	24
3-Apr-14	OFF	OFF	0	24	24
4-Apr-14	OFF	OFF	0	24	24
5-Apr-14	OFF	OFF	0	24	24
6-Apr-14	OFF	OFF	0	24	24
7-Apr-14	OFF	OFF	0	24	24
8-Apr-14	OFF	OFF	0	24	24
9-Apr-14	OFF	OFF	0	24	24
10-Apr-14	OFF	OFF	0	24	24
11-Apr-14	OFF	OFF	0	24	24
12-Apr-14	OFF	OFF	0	24	24
13-Apr-14	OFF	OFF	0	24	24
14-Apr-14	OFF	OFF	0	24	24
15-Apr-14	OFF	OFF	0	24	24
16-Apr-14	OFF	OFF	0	24	24
17-Apr-14	OFF	OFF	0	24	24
18-Apr-14	OFF	OFF	0	24	24
19-Apr-14	OFF	OFF	0	24	24
20-Apr-14	OFF	OFF	0	24	24
21-Apr-14	OFF	OFF	0	24	24

Van Cleef
ENGINEERING ASSOCIATES
www.vcea.org
Since 1972 • Consulting Civil, Environmental & Municipal Engineering
Land Surveying • Professional Planning • Landscape Architecture

Neil I. Van Cleef, P.E., L.S. & P.P.
Robert J. Clerico, P.E. & P.P.
Robert B. Helbell, P.E., L.S. & P.P.
Daniel A. Nagy, L.S. & P.P.
Samuel D. Costanzo, P.E. & P.P.

April 8, 2014

Mr. Robert Kunert, WWTP Manager
Stony Brook Regional Sewerage Authority
290 River Road
Princeton, New Jersey 08540

Subject: Hopewell Township
Princeton Farms PS Monthly Report

Dear Mr. Kunert:

This is the Hopewell monthly report for March 2014 for the Princeton Farms PS. The pumping station is functioning properly at this time and there are no mechanical or other problems being reported now.

Please call me at (609) 689-1100 with any questions or comments.

Very truly yours,

Christopher B. Jepson, P.E.

Cc: David Guerard, Hopewell

STONY BROOK REGIONAL SEWERAGE AUTHORITY

Maintenance

TO: John V. Kantorek, Executive Director

FROM: J. W. Ireland, Operations & Maintenance Manager

DATE: April 22, 2014

SUBJECT: Maintenance Report

On March 24, 2014 the bearings and packing on the delumper for Incinerator #2 were replaced. During the repair the mechanic noticed some wear on the shaft. Once the repairs were completed to Incinerator #2, we removed the delumper shaft from the offline Incinerator and sent it out to have a spare manufactured for inventory.

On March 31, 2014 we installed a new fan blade on Air Handling Unit #3. This unit supplies fresh air to the Incinerator #1 side of the Incinerator building.

April 2, 2014 Envirodyne was on site to repair Thickener Drive #1, they replaced the motor and the drive sleeve. The drive was shut down on March 3, 2014 due to excessive wobbling, sheer pin failure and the motor making noise. The drive has been placed back into service and is operating properly.

April 3, 2014 the top universal joint on Influent pump #1 at the Pennington Facility was replaced due to bearing failure. The pump is now operational and is available when needed.

April 7, 2014 we replaced the 150 amp breaker for Schwing pump #1. Schwing pump #1 is used to transfer cake from the receiving bin to the storage bin. The breaker was found to be faulty during the completion of another repair. The pump is available when needed.

Attached to this report are several graphs that monitor our monthly progress in the amount of work requests that are currently open which stands at eleven. On the Preventive Maintenance graphs we currently are averaging one and half days overdue and the number of overdue units is approximately seven.

Daily Open Work Request for each Department

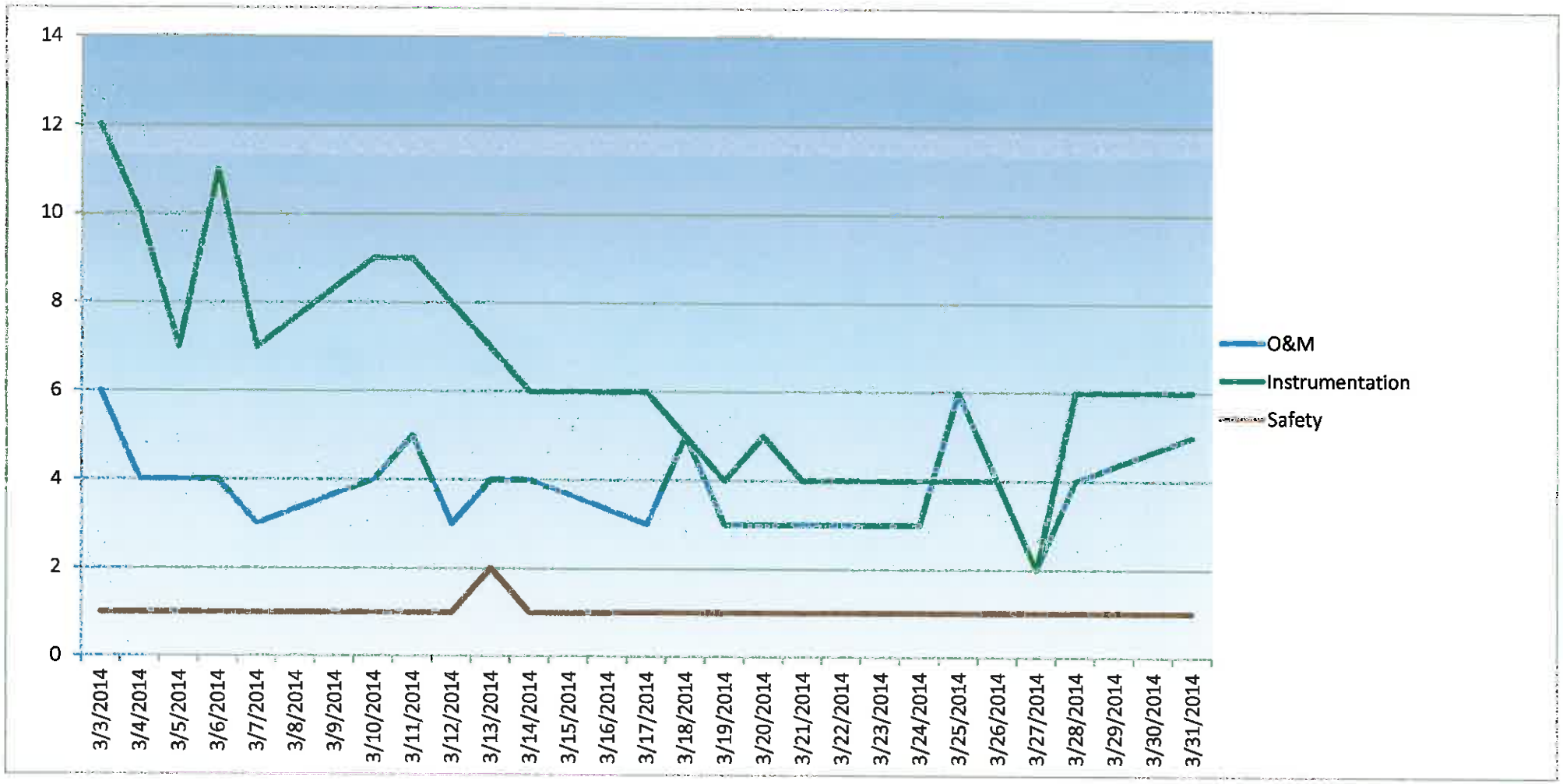

Monthly Open Work Requests

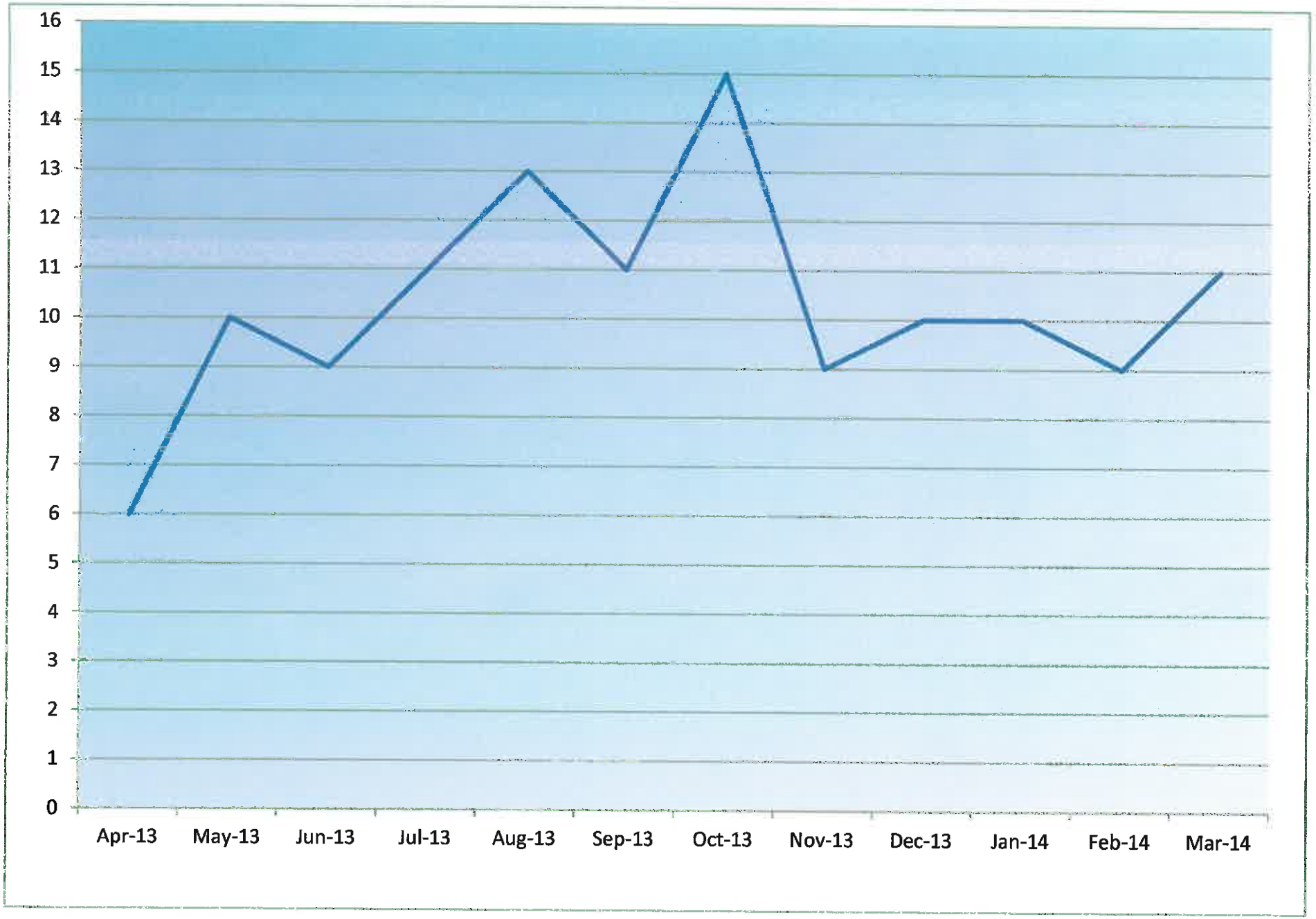

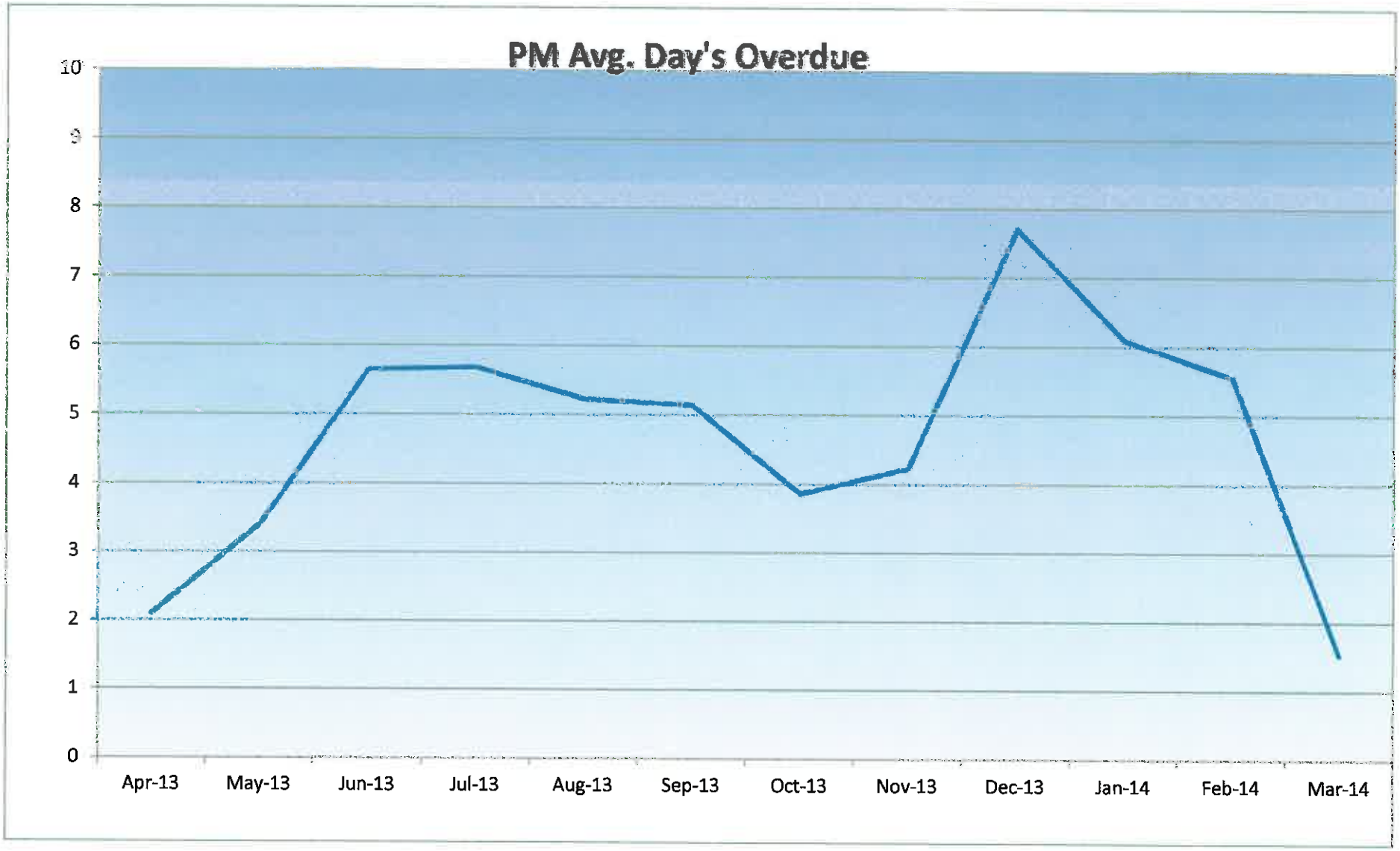
PM Avg. Day's Overdue
10
9
8
7
6
5
4
3
2
1
0
Apr-13
May-13
Jun-13
Jul-13
Aug-13
Sep-13
Oct-13
Nov-13
Dec-13
Jan-14
Feb-14
Mar-14

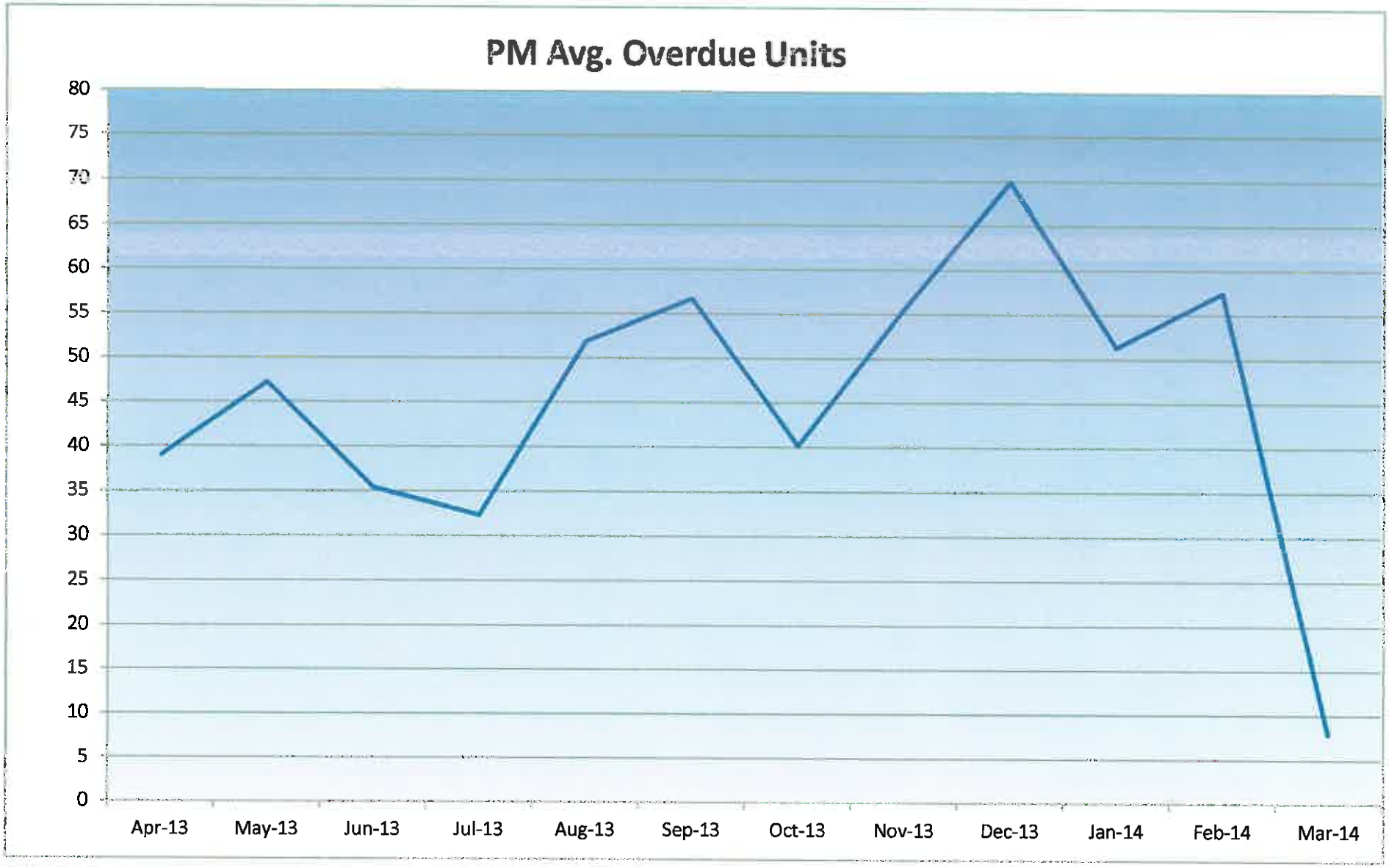
PM Avg. Overdue Units
80
75
70
65
60
55
50
45
40
35
30
25
20
15
10
5
0
Apr-13
May-13
Jun-13
Jul-13
Aug-13
Sep-13
Oct-13
Nov-13
Dec-13
Jan-14
Feb-14
Mar-14

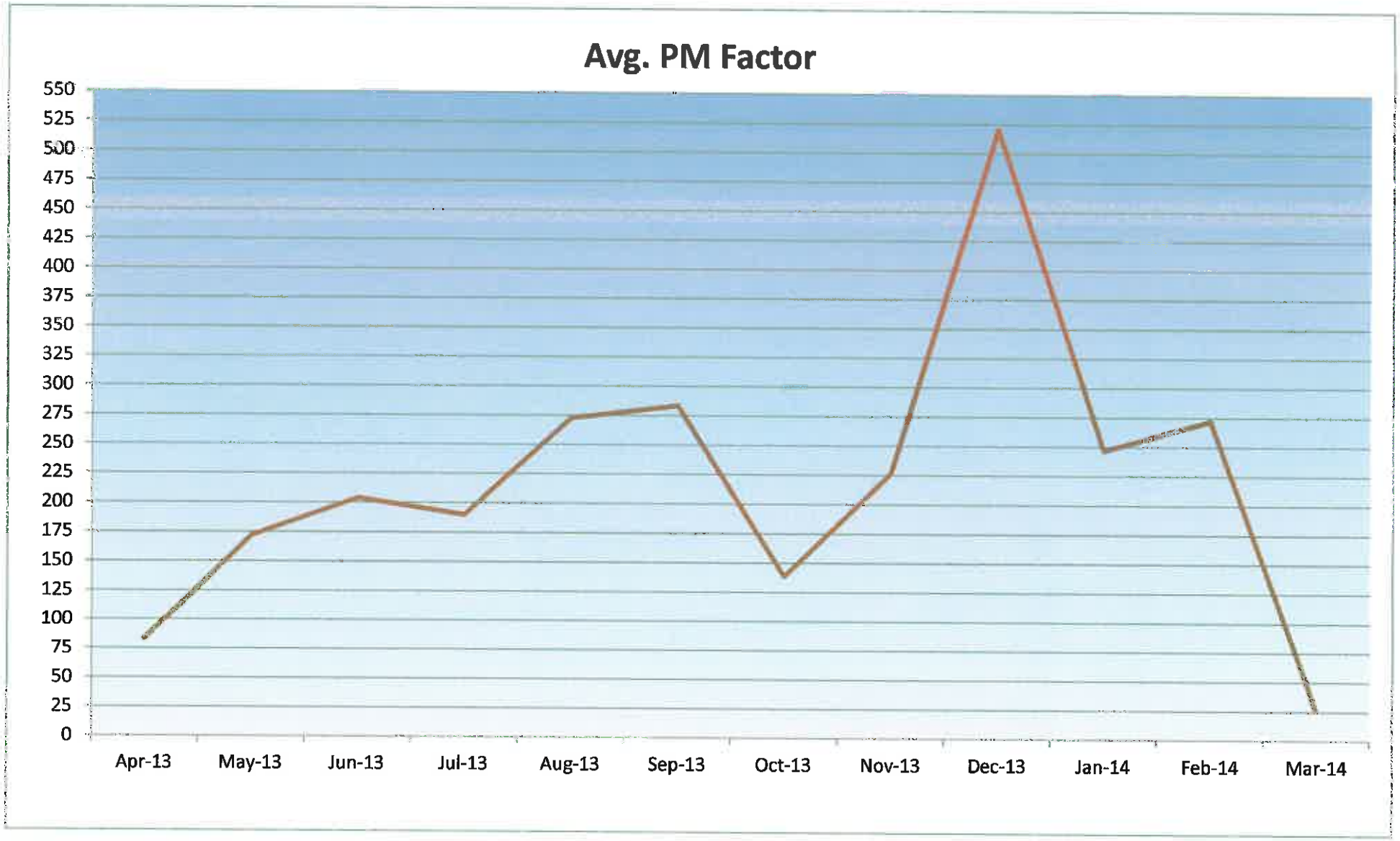

PM Factor = PM Avg. Units Overdue x PM Avg. Day's Overdue

STONY BROOK REGIONAL SEWERAGE AUTHORITY

Construction

STONY BROOK REGIONAL SEWERAGE AUTHORITY

HOPEWELL BOROUGH • HOPEWELL TOWNSHIP • PENNINGTON BOROUGH
PRINCETON • SOUTH BRUNSWICK TOWNSHIP • WEST WINDSOR TOWNSHIP

NOTE: Please phone sandwich order in to Pat Carlino, ext. 205

MEMORANDUM

TO: Gale D. Downey, Chairman
Harry Compton
David A. Goldfarb
FROM: Antonia Pchola, Manager of Engineering
DATE: April 23, 2014
SUBJECT: April 2014 Construction Committee Meeting

The following agenda is proposed for the Construction Committee meeting to be held at **6:30 PM** on April 28, 2014.

Engineer's Report

Studies/General

- Incinerator Improvements

Design

- Contract 14-1 SBRSA Facilities Emergency Generator Project
  Action Item: *Resolution 2014-24 Appoint a Public Agency Compliance Officer for the Stony Brook Regional Sewerage Authority Emergency Generator Project*
- Contract 14-4 SBRSA Pump Station Comminutor Project

Construction

- Contract 10-1 Headworks Project

Small Capital Project Status

- Contract 13-2 RRWWTP (Sodium Hypochlorite) Chemical Storage Tank Replacement
- Contract 13-3 Pennington WWTP Return Sludge Pump Replacement Project
- Contract 13-4 Belt Filter Press Platform Project
- Contract 14-2 Thickener Scum Well Mixer Replacement
- Contract 14-3 Incinerator Bypass Stack Damper Replacement

Process Control/SCADA

c: Diane Alexander, Esq., J.Kantorek, C. Bixby, A. Cespedes, D. Coleman, R. Hess, J. Ireland, P. Irizarry, R. Kunert, S. Neuhof, M. Rahimi

CONSTRUCTION REPORT
April 2014

Studies/General:

Pennington STP Upgrade and Expansion/Upstream Permits: There has been no change this month.

Incinerator Improvements: CBE continues with the evaluation of the scrubber systems for the incinerators. It is expected that a draft preliminary report for SBRSA's review and comment will be submitted by early May. CBE has completed their review of past work completed on the incinerator and they have determined that the incinerator can be designated as "existing" and therefore subject only to the MMMM regulations.

Design:

Contract 14-1 SBRSA Facilities Emergency Generator Project: AECOM and Kleinfelder continue with the development of the final set of plans and specifications for the project.

Staff submitted the application for the New Jersey Hazard Mitigation Grant Program on April 10, 2014. Currently the application deadline has been extended to May 30th.

Staff has started to prepare the Administrative Waiver as required by the Planning Board of Princeton.

As required by the NJDEP and NJ Environmental Infrastructure Financing Program (NJEIFP), SBRSA is required to appoint a Public Agency Compliance Officer (PACO) for Contract 14-1. The PACO will serve as the Authority's representative to ensure that the requirements are fulfilled and be responsible for coordination of all elements of the socially and Economically Disadvantaged Business Utilization (SED) Plan. Resolution 2014-24 is for appointing Courtney Bixby as the PACO for the Emergency Generator Project. Courtney has been the PACO on all the NJEIFP projects.

> ***Action Item:*** *Resolution 2014-24 Appoint a Public Agency Compliance Officer for the Stony Brook Regional Sewerage Authority Emergency Generator Project*

Contact 14-4 SBRSA Pump Station Comminutor Project: Kleinfelder is continuing with the work on the comminutor design project. Staff is currently looking into the replacement of several of the channel slide gates at the Millstone Pump Station that no longer operate or are extremely difficult to operate (there are twelve existing slide gates). Prior to making the determination as to which gates should to be included as part of the comminutor project, staff requested that Kleinfelder provide a budgetary prince to replace a slide gate.

Construction:

Contract 10-1 Headworks Project: As of Pay Estimate No. 37 this project is 99% complete. During the month of March 2014, Tomar continued the completion of items listed on the preliminary punch list and outside site work as weather permitted. The control system was tested by the systems integrator, Tomar, and SBRSA. Deficiencies were noted and sent to the integrator for correction. The equipment hoists were successfully load tested and the job site storage and office trailers were demobilized. On March 20, 2014 a representative of the Mercer County Soil Conservation District completed a site inspection. The inspector identified three (3) issues that need to be addressed by Tomar regarding site restoration. Tomar is currently addressing these issues.

The two (2) grit washer VFD's have been received from Walker Process. It was determined that the Headworks Building Control Room had sufficient space to house the new grit washer VFDs and the new grit blower VFD's and on April 22, 2014 Walker Process was authorized to purchase the three new grit blower VFD's. SBRSA distributed a Request for Quotation (RFQ) for the installation of the five new VFD's (2-grit washer, 3-grit blower) and the owner provided six new air flow meters (2 per tank). The flow meters will be used to set and control the air flow to the grit removal tanks. The quotes were received on April 22, 2104 and are under staff review.

Small Capital Project Status

Contract 13-2 RRWWTP (Sodium Hypochlorite) Chemical Storage Tank Replacement Project: The final payment application was processed at the March Board meeting and this project in now complete.

Contract 13-3 Pennington WWTP Return Sludge Pump Replacement Project: The final payment application was processed at the March Board meeting and this project in now complete.

Contract 13-4 Belt Filter Press Platform Project: This project remains at 22% complete. On April 4, 2014 SBRSA staff received an email from the Contractor indicating that he expects the platform components to be delivered the week of April 20th and plans to have the platforms installed by the first week in May.

Contract 13-5 Nitrification Settling Tank No. 3 Drive Replacement: There has been no change to this project. The drive is expected to be shipped by mid-May.

Contract 14-2 Thickener Scum Well Mixer Replacement Project: The mixer shop drawing was submitted, reviewed, and returned to the Contractor for corrections. The mixer manufacturer is currently working on the re-submittal.

Contract 14-3 Incinerator Bypass Stack Damper Replacement: The contract specifications indicated that acceptable manufactures for the bypass stack damper were Industrial Furnace Company (IFCO) or an approved equal. During the project bidding period, two potential bidders indicated that they were experiencing issues or delays in getting pricing from IFCO.

Based on this fact, SBRSA issued Addendum No. 2 that postponed the bid date to May 14, 2104, and began to research further, acceptable manufacturers of the stack cap type dampers. SBRSA staff has contacted three additional manufacturers of stack dampers and is in the process, along with CBE, of evaluating the dampers to determine if their dampers can meet the project specifications. Preliminary results indicate that there are at least two additional dampers that can meet the specifications. Once the additional dampers have been fully vetted, an addendum to the bid, Addendum No. 3 will be issued naming additional damper manufacturers. To be clear, this is not a pre-qualification process, the contractor awarded the project will still need to submit a complete shop drawing of the stack cap damper for review and approval.

Process Control/SCADA: Preventative maintenance was completed for all field devices and process control loops. The monthly flow meter verification was performed on April 1, 2014.

Department personnel installed two new VFD units on the 2nd orbal aeration tank at the Hopewell WWTP and placed the units into operation, local control only. Modifications to the PLC programming are being finalized for remote control and once completed the technician will complete the same work at the Pennington WWTP. The VFD's give Operations personnel more control over the level of dissolved oxygen in the aeration tanks.

Resolution No.: 2014-24
Date: April 28, 2014

RESOLUTION TO APPOINT A PUBLIC AGENCY COMPLIANCE OFFICER FOR THE STONY BROOK REGIONAL SEWERAGE AUTHORITY EMERGENCY GENERATOR PROJECT

BE IT RESOLVED, by the Stony Brook Regional Sewerage Authority that Courtney B. Bixby be and is hereby appointed to serve as the Authority's Public Agency Compliance Officer (PACO) for Contract 14-1 Emergency Generator Project NJEIFP Project No. S340400-07, 08, and 09 to fulfill the requirements and be responsible for coordination of all elements of the socially and Economically Disadvantaged Business Utilization Plan (SED Plan) as part of the requirements for the NJDEP and NJ Environmental Infrastructure Trust Program.

MOVED:
SECONDED:
ADOPTED:

Recorded Vote:

	AYE	NO	ABSTAIN	ABSENT
Robert A. Bartolini				
Harry Compton				
David A. Goldfarb				
Gale D. Downey				
C. Schuyler Morehouse				
Bharat Patel				

I HEREBY CERTIFY that the forgoing is a true and accurate copy of a Resolution adopted by the Stony Brook Regional Sewerage Authority at their Board Meeting on April 28, 2014.

_____
John Kantorek, P.E.
Secretary

_____
Date

STONY BROOK REGIONAL SEWERAGE AUTHORITY

Finance

Stony Brook Regional Sewerage Authority

Summary of Key Financial Figures
April 28, 2014

Page No.	Item	March 31, 2014	February 28, 2014
	Voucher List	$ 1,159,246.55	$ 1,384,157.16
	Voucher List-supplemental list		
1	Net Income (Loss)	$ 432,120.00	$ 281,454.00
5	Total Cash & Investments	$ 18,591,820.00	$ 19,470,814.00
5	Average Interest Rate	0.17%	0.13%
7	Total Current Projects Balance	$ 13,044,884.00	$ 13,189,374.00
8	Current Funding Sources	$ 16,764,473.00	$ 16,687,118.00
9	Summary of Outstanding Bond Issues	$ 23,069,127.00	$ 23,069,127.00
10	NJ Cash Management Yield	0.07%	0.06%

Action Items and FYI items

Resolution #2014-21, Payment of Bills and Claims

Resolution #2014-22, Award of a "No Political Contributions Allowed" Contract(s) for Non-Professional Service Vendors

Resolution # 2014-23, Awarding Contract for the Supply of Electricity

FYI - Monthly Sludge Business Analysis

FYI - SBRSA Yearly Sludge Business Results (2007 through 2013)

> Further details of the above are provided in the attached schedules.
> Figures are unaudited.

RESOLUTION REGARDING PAYMENT OF BILLS AND CLAIMS

Resolution No. 2014-21
Dated: April 28, 2014

WHEREAS, the Stony Brook Regional Sewerage Authority received certain claims against it by way of voucher, and

WHEREAS, the staff and Authority members have reviewed said claims,

NOW, THEREFORE, BE IT RESOLVED by Stony Brook Regional Sewerage Authority that these claims in the total amount of $1,159,246.55 be approved for payment with checks bearing two authorized signatures instead of three authorized signatures.

_____
CHAIRMAN

_____
TREASURER

_____
EXECUTIVE DIRECTOR

MOVED:
SECONDED:
ADOPTED:

Recorded Vote:	AYE	NO	ABSTAIN	ABSENT
Robert A. Bartolini				
Harry Compton				
Gale D. Downey				
David A. Goldfarb				
C. Schuyler Morehouse				
Bharat Patel				

I HEREBY CERTIFY that the forgoing is a true and accurate copy of a Resolution adopted by the Stony Brook Regional Sewerage Authority at their Board Meeting on April 28, 2014.

_____ _____
John Kantorek, P.E., Secretary Date

04/24/14 STONY BROOK REGIONAL SEWERAGE AUTHORITY PAGE 1
ACCOUNTING PERIOD: 5/14 CHECK REGISTER - BY FUND

SELECTION CRITERIA: transact.ck_date='04/28/2014'

FUND - 0001 - GENERAL FUND

CASH ACCT	CHECK NUMBER	DATE ISSUED	VENDOR		DEPT/UNI	DESCRIPTION	AMOUNT
0001	046653	04/28/14	932ADP	ADP	1000	Payroll week 3/1/14	152.05
0001	046653	04/28/14	932ADP	ADP	1000	Payroll week 3/22	204.71
0001	046653	04/28/14	932ADP	ADP	1000	Payroll week 3/15	154.98
0001	046653	04/28/14	932ADP	ADP	1000	Payroll week 3/29	154.98
0001	046653	04/28/14	932ADP	ADP	1000	Payroll week 3/8/14	262.28
	TOTAL CHECK						929.00
0001	046654	04/28/14	105AIR	Air Liquide America Speci	43060	Cem's Gases March'14	104.00
0001	046654	04/28/14	105AIR	Air Liquide America Speci	43061	Cem's Gases March'14	104.00
0001	046654	04/28/14	105AIR	Air Liquide America Speci	43061	Cylinder Gases 4/3	582.58
0001	046654	04/28/14	105AIR	Air Liquide America Speci	43060	Cylinder Gases 4/3	582.58
	TOTAL CHECK						1,373.16
0001	046655	04/28/14	213ALL	Allied Electronics Inc	41191	Led Lights for Biofilter	105.97
0001	046655	04/28/14	213ALL	Allied Electronics Inc	43052	LED Indicators for Sludge	84.36
0001	046655	04/28/14	213ALL	Allied Electronics Inc	49989	Led Lights for Biofilter	169.03
	TOTAL CHECK						359.36
0001	046656	04/28/14	916AME	American Trainco	6000	Training	990.00
0001	046657	04/28/14	876AME	American Wear	4000	Uniforms wk 4/18	47.80
0001	046657	04/28/14	876AME	American Wear	59989	Mat serv wk 3/21	78.00
0001	046657	04/28/14	876AME	American Wear	4000	Uniforms wk 4/11	47.80
0001	046657	04/28/14	876AME	American Wear	6000	Uniforms wk 3/21	5.41
0001	046657	04/28/14	876AME	American Wear	5000	Uniforms wk 3/21	143.40
0001	046657	04/28/14	876AME	American Wear	59989	Mat serv wk 4/11	78.00
0001	046657	04/28/14	876AME	American Wear	5000	Uniforms wk 4/4	143.40
0001	046657	04/28/14	876AME	American Wear	4000	Uniforms wk 3/28	47.80
0001	046657	04/28/14	876AME	American Wear	3000	Uniforms wk 4/4	137.51
0001	046657	04/28/14	876AME	American Wear	3000	Uniforms wk 4/18	137.51
0001	046657	04/28/14	876AME	American Wear	59989	Mat serv wk 3/28	78.00
0001	046657	04/28/14	876AME	American Wear	2000	Uniforms wk 3/28	8.94
0001	046657	04/28/14	876AME	American Wear	6000	Uniforms wk 3/28	5.41
0001	046657	04/28/14	876AME	American Wear	6000	Uniforms wk 4/18	5.41
0001	046657	04/28/14	876AME	American Wear	3000	Uniforms wk 3/21	137.51
0001	046657	04/28/14	876AME	American Wear	2000	Uniforms wk 4/4	8.94
0001	046657	04/28/14	876AME	American Wear	59989	Mat serv wk 4/18	78.00
0001	046657	04/28/14	876AME	American Wear	3000	Uniforms wk 3/28	137.51
0001	046657	04/28/14	876AME	American Wear	4000	Uniforms wk 3/21	47.80
0001	046657	04/28/14	876AME	American Wear	2000	Uniforms wk 3/21	8.94
0001	046657	04/28/14	876AME	American Wear	5000	Uniforms wk 4/11	143.40
0001	046657	04/28/14	876AME	American Wear	2000	Uniforms wk 4/18	8.94
0001	046657	04/28/14	876AME	American Wear	5000	Uniforms wk 3/28	143.40
0001	046657	04/28/14	876AME	American Wear	2000	Uniforms wk 4/11	8.94
0001	046657	04/28/14	876AME	American Wear	5000	Uniforms wk 4/18	143.40
0001	046657	04/28/14	876AME	American Wear	4000	Uniforms wk 4/4	47.80
0001	046657	04/28/14	876AME	American Wear	6000	Uniforms wk 4/11	5.41
0001	046657	04/28/14	876AME	American Wear	3000	Uniforms wk 4/11	137.51
0001	046657	04/28/14	876AME	American Wear	6000	Uniforms wk 4/4	5.41
0001	046657	04/28/14	876AME	American Wear	59989	Mat serv wk 4/4	78.00
	TOTAL CHECK						2,105.30

SELECTION CRITERIA: transact.ck_date='04/28/2014'

FUND - 0001 - GENERAL FUND

CASH ACCT	CHECK NUMBER	DATE ISSUED	VENDOR		DEPT/UNI	DESCRIPTION	AMOUNT
0001	046658	04/28/14	186APP	Applied Analytics, Inc.	47024	Meter SB Low Range	2,093.27
0001	046659	04/28/14	879AUT	Automation Direct	41044	Terminals	155.50
0001	046660	04/28/14	707AVA	Avaya	1000	Serv Agree. Phs. Apr'14	682.71
0001	046661	04/28/14	286AVO	Avon Carpet Cleaning	59988	Carpet Cleaning Mar'14	175.00
0001	046662	04/28/14	758BAL	Bally's Atlantic City	2000	Overnight May 12,14	128.00
0001	046662	04/28/14	758BAL	Bally's Atlantic City	4000	Overnight May 12,14	128.00
0001	046662	04/28/14	758BAL	Bally's Atlantic City	1000	Overnight May 12,14	128.00
	TOTAL CHECK						384.00
0001	046663	04/28/14	252BLA	Black Box Corporation	44994	Cat 5e Cable Outdoor	97.19
0001	046664	04/28/14	856BUC	Buckman's Inc.	32064	Hypochl 15% ld12 3/13	3,275.99
0001	046664	04/28/14	856BUC	Buckman's Inc.	32064	Hypochl 15% ld13 3/20	2,750.56
0001	046664	04/28/14	856BUC	Buckman's Inc.	32064	Hypo 15% ld 14 4/1/14	3,654.36
	TOTAL CHECK						9,680.91
0001	046665	04/28/14	846BYR	Byram Laboratories	42060	Elasped time meter	267.99
0001	046666	04/28/14	876CAR	Carnevale Disposal Compan	59989	20 Yrd Trash Dumpster '14	565.00
0001	046667	04/28/14	071CHA	Chavond-Barry Eng. Corp.	1000	General Adv. -3/17/14	2,988.00
0001	046668	04/28/14	789COM	Comcast	4000	Cable River R 4/17-5/16	219.85
0001	046668	04/28/14	789COM	Comcast	4000	Cable Penn. 4/10-5/09	114.85
0001	046668	04/28/14	789COM	Comcast	4000	Cable Hope. 4/14-5/13	111.90
0001	046668	04/28/14	789COM	Comcast	4000	Cable Hope. 3/14-4/13	111.90
	TOTAL CHECK						558.50
0001	046669	04/28/14	878COM	Compliance Signs.com	6000	Signs	141.40
0001	046670	04/28/14	093CON	Conney Safety Products	59989	Nitrile Gloves	970.28
0001	046671	04/28/14	084COO	Cooper Pest Control, Inc.	6000	Pest Control Serv Apr'14	50.56
0001	046672	04/28/14	632COU	Courtney Bixby	5000	Reimb. Wildflower Seed	206.90
0001	046673	04/28/14	088CRE	Creston, Inc.	52056	Emergency Hose - Schwing	699.84
0001	046674	04/28/14	208CRY	Crystal Springs	3000	Bottle water & Supp. 3'14	208.14
0001	046675	04/28/14	654DAT	Data Support Co. Inc.	3100	Micro Pads for anaylzer	1,441.75
0001	046676	04/28/14	554DAT	Datamatics, Inc.	1000	Maint. TC-1 2014	126.00
0001	046677	04/28/14	639DAV	Davis Instruments	49989	Hand Pump for Calibration	462.56
0001	046677	04/28/14	639DAV	Davis Instruments	42049	Panel Meter for SF2	202.00

SELECTION CRITERIA: transact.ck_date='04/28/2014'

FUND - 0001 - GENERAL FUND

CASH ACCT	CHECK NUMBER	DATE ISSUED	VENDOR		DEPT/UNI	DESCRIPTION	AMOUNT
	TOTAL CHECK						664.56
0001	046678	04/28/14	257DEZ	Dezurik	51040	Nit Pump Dewatering Valve	5,868.00
0001	046679	04/28/14	818ELE	Electronic Drives & Contr	41088	Evaluate Drive	800.30
0001	046680	04/28/14	113ENV	Environmental Resource As	2000	Lab Testing	713.00
0001	046681	04/28/14	827EVO	Evoqua Water Technologies	2000	Serv. Lab. 4/17	511.00
0001	046681	04/28/14	827EVO	Evoqua Water Technologies	32068	Odor Control textone #2	7,977.20
	TOTAL CHECK						8,488.20
0001	046682	04/28/14	846FAS	Fastenal	51169	Hypo Project	661.53
0001	046682	04/28/14	846FAS	Fastenal	54985	Ice Melt	2,485.32
0001	046682	04/28/14	846FAS	Fastenal	59989	Pull Plates 4/8	255.82
0001	046682	04/28/14	846FAS	Fastenal	59989	CPVC 4/11	350.00
0001	046682	04/28/14	846FAS	Fastenal	51172	Supplies 4/1	134.44
0001	046682	04/28/14	846FAS	Fastenal	59989	Supplies 4/1	202.38
	TOTAL CHECK						4,089.49
0001	046683	04/28/14	497FIS	Fisher Scientific Co.	2000	Buffers 4/8	351.01
0001	046683	04/28/14	497FIS	Fisher Scientific Co.	2000	HR Test 4/3	116.94
0001	046683	04/28/14	497FIS	Fisher Scientific Co.	2000	Sulfuric Acid 3/24	97.17
0001	046683	04/28/14	497FIS	Fisher Scientific Co.	2000	Glassamploule 4/10	150.96
0001	046683	04/28/14	497FIS	Fisher Scientific Co.	2000	Aerogenes 3/18	273.45
0001	046683	04/28/14	497FIS	Fisher Scientific Co.	2000	500ML 1pk 4/1	54.80
0001	046683	04/28/14	497FIS	Fisher Scientific Co.	2000	Phenolphtthalein 4/16	58.45
0001	046683	04/28/14	497FIS	Fisher Scientific Co.	2000	Tubing Vinyl 3/27	27.67
0001	046683	04/28/14	497FIS	Fisher Scientific Co.	2000	Dish 4/1	26.46
0001	046683	04/28/14	497FIS	Fisher Scientific Co.	2000	Sulfuric Acid 3/31	87.77
0001	046683	04/28/14	497FIS	Fisher Scientific Co.	2000	Detergent 3/25	66.00
0001	046683	04/28/14	497FIS	Fisher Scientific Co.	2000	Stopper BOD Bottle 4/15	51.20
	TOTAL CHECK						1,361.88
0001	046684	04/28/14	498FIS	Fisher Scientific Co.	3000	pH Buffer Solution for OP	962.20
0001	046685	04/28/14	551FOS	Foster & Company Inc.	59989	Cleaner & Degreaser	906.41
0001	046686	04/28/14	572FRE	Freehold Cartage, Inc.	59989	Slag Container Mar'14	175.00
0001	046687	04/28/14	444GRA	Gary W. Gray Trucking Inc	39981	Pkup & Del Ash Mar'12 22L	7,964.00
0001	046687	04/28/14	444GRA	Gary W. Gray Trucking Inc	39984	Grit & Screen Mar'14 31ds	3,563.64
	TOTAL CHECK						11,527.64
0001	046688	04/28/14	731GEI	Geiger Pump & Equipment C	51078	Final Eff. Booster Pump	5,206.00
0001	046689	04/28/14	627GRE	Great-West Life & Annuity	1000	Defer Comp 12/18-3/17/14	298.22
0001	046689	04/28/14	627GRE	Great-West Life & Annuity	1000	Defer Comp 12/17-3/16/14	789.74
	TOTAL CHECK						1,087.96
0001	046690	04/28/14	411HAC	Hach Company	3000	Spec Gel Secondary Std	326.43

SELECTION CRITERIA: transact.ck_date='04/28/2014'

FUND - 0001 - GENERAL FUND

CASH ACCT	CHECK NUMBER	DATE ISSUED	VENDOR		DEPT/UNI	DESCRIPTION	AMOUNT
0001	046690	04/28/14	411HAC	Hach Company	3000	Chlorine Free/Total Reage	1,993.32
0001	046690	04/28/14	411HAC	Hach Company	3000	Chlorine Free/Total Reage	81.12
	TOTAL CHECK						2,400.87
0001	046691	04/28/14	158HES	Hesco Electrical Supply	59989	Supplies 4/01	100.19
0001	046691	04/28/14	158HES	Hesco Electrical Supply	59991	Supplies 4/18	228.50
0001	046691	04/28/14	158HES	Hesco Electrical Supply	59989	Supplies 4/18	370.87
0001	046691	04/28/14	158HES	Hesco Electrical Supply	54005	Supplies 4/7	49.10
0001	046691	04/28/14	158HES	Hesco Electrical Supply	59989	Cord 4/9	8.23
0001	046691	04/28/14	158HES	Hesco Electrical Supply	54005	Bender 4/7	146.80
0001	046691	04/28/14	158HES	Hesco Electrical Supply	54005	Supplies 4/11	313.49
0001	046691	04/28/14	158HES	Hesco Electrical Supply	41044	Supplies 3/18	31.84
0001	046691	04/28/14	158HES	Hesco Electrical Supply	54005	Combo 4/10	4.56
0001	046691	04/28/14	158HES	Hesco Electrical Supply	59989	Wirenut 4/2	28.41
0001	046691	04/28/14	158HES	Hesco Electrical Supply	54005	Supplies 4/11	51.47
0001	046691	04/28/14	158HES	Hesco Electrical Supply	55994	Recp 3/18	34.50
0001	046691	04/28/14	158HES	Hesco Electrical Supply	59991	Supplies 4/7	88.12
0001	046691	04/28/14	158HES	Hesco Electrical Supply	59991	PVC 4/8	5.88
0001	046691	04/28/14	158HES	Hesco Electrical Supply	52045	Cover 3/27	13.23
0001	046691	04/28/14	158HES	Hesco Electrical Supply	59976	Photo Control 4/10	47.04
0001	046691	04/28/14	158HES	Hesco Electrical Supply	59991	Fixture & Lamp 4/3	978.73
0001	046691	04/28/14	158HES	Hesco Electrical Supply	4000	Supplies 3/31	45.10
0001	046691	04/28/14	158HES	Hesco Electrical Supply	52045	Supplies 3/27	7.59
	TOTAL CHECK						2,553.65
0001	046692	04/28/14	987HES	Hess Corporation	3000	Natural Gas March'14	68,489.00
0001	046693	04/28/14	444HOM	Home Depot/GECF	6000	Safety Supplies JI 3/28	72.48
0001	046693	04/28/14	444HOM	Home Depot/GECF	59989	Window Treatment MH 4/7	59.82
0001	046693	04/28/14	444HOM	Home Depot/GECF	5000	Flowers MK 4/18	47.50
0001	046693	04/28/14	444HOM	Home Depot/GECF	4000	Supplies BG 4/22	39.94
0001	046693	04/28/14	444HOM	Home Depot/GECF	59989	Window Treatment MH 4/7	32.47
0001	046693	04/28/14	444HOM	Home Depot/GECF	2000	Refig. Lab 3/24 JI	646.20
0001	046693	04/28/14	444HOM	Home Depot/GECF	43039	Supplies 4/16 BT	60.42
0001	046693	04/28/14	444HOM	Home Depot/GECF	59989	Supplies 3/31 MH	101.81
0001	046693	04/28/14	444HOM	Home Depot/GECF	59989	Supplies 3/2 DS	153.92
0001	046693	04/28/14	444HOM	Home Depot/GECF	4000	Bulb BT 4/3	7.97
0001	046693	04/28/14	444HOM	Home Depot/GECF	3000	Supplies 3/22 JI	565.41
0001	046693	04/28/14	444HOM	Home Depot/GECF	59989	Garden Supplies mk 3/22	120.25
0001	046693	04/28/14	444HOM	Home Depot/GECF	3000	Tools JI 4/3	216.21
0001	046693	04/28/14	444HOM	Home Depot/GECF	59989	Microwave Oven 4/9 MH	179.00
	TOTAL CHECK						2,303.40
0001	046694	04/28/14	605HOP	Hopewell Borough	0001	Refund 11/30/13	8,612.42
0001	046695	04/28/14	435IND	Industrial Controls	41172	Signal Splitter	770.36
0001	046695	04/28/14	435IND	Industrial Controls	43070	Rotometers Inc. Caustic.	2,049.33
0001	046695	04/28/14	435IND	Industrial Controls	43054	Switches- Scrubber Trip A	319.48
0001	046695	04/28/14	435IND	Industrial Controls	43055	Switches- Scrubber Trip A	319.49
	TOTAL CHECK						3,458.66

SELECTION CRITERIA: transact.ck_date='04/28/2014'

FUND - 0001 - GENERAL FUND

CASH ACCT	CHECK NUMBER	DATE ISSUED	VENDOR		DEPT/UNI	DESCRIPTION	AMOUNT
0001	046696	04/28/14	180JWK	J.W. Kennedy, Inc.	51185	Cylinder Rental Mar'14	60.00
0001	046697	04/28/14	930JWS	J.W. Scott	49998	Printer Paper for Veedor-	203.04
0001	046698	04/28/14	625JER	Jerold W. Ireland Sr.	3000	Mileage Reimb. -3/5/14	147.63
0001	046699	04/28/14	432JOS	Joseph Ireland	3000	Safety shoes 2014	79.99
0001	046700	04/28/14	536KEM	KEMS LLC	1000	General Adv. thru 3/31/14	5,598.59
0001	046701	04/28/14	516KLE	Kleinfelder East, Inc	1000	Annual Insp. '13 -3/30/14	923.00
0001	046701	04/28/14	516KLE	Kleinfelder East, Inc	0001	Emg. Gen Final -3/30/14	111,909.93
0001	046701	04/28/14	516KLE	Kleinfelder East, Inc	1000	General Advice '14 -3/30	680.50
0001	046701	04/28/14	516KLE	Kleinfelder East, Inc	0001	Comminutor Design-3/30/14	13,088.45
	TOTAL CHECK						126,601.88
0001	046702	04/28/14	310KON	Konica Minolta Business S	1000	Copier Mar'14 Color (1403	106.21
0001	046702	04/28/14	310KON	Konica Minolta Business S	1000	Copier March'14 B&W	98.40
	TOTAL CHECK						204.61
0001	046703	04/28/14	587KUE	Kuehne Chemical Company I	33067	Caustic 25% ld 11 4/9	1,197.75
0001	046703	04/28/14	587KUE	Kuehne Chemical Company I	33067	Caustic 25% ld10 3/25	1,200.00
	TOTAL CHECK						2,397.75
0001	046704	04/28/14	226LIN	Lincoln Supply	59989	Face GSK 3/20	76.28
0001	046704	04/28/14	226LIN	Lincoln Supply	53070	Supplies 3/28	98.46
0001	046704	04/28/14	226LIN	Lincoln Supply	51172	Supplies 3/26	68.71
0001	046704	04/28/14	226LIN	Lincoln Supply	51040	Supplies 3/18	276.33
0001	046704	04/28/14	226LIN	Lincoln Supply	59989	Face Gsk 3/6	22.00
0001	046704	04/28/14	226LIN	Lincoln Supply	59989	Face GSK 3/18	37.40
0001	046704	04/28/14	226LIN	Lincoln Supply	53055	Brass 3/28	26.20
0001	046704	04/28/14	226LIN	Lincoln Supply	59989	PVC Supplies 3/26	198.95
0001	046704	04/28/14	226LIN	Lincoln Supply	51172	CPVC 3/26	1,051.17
0001	046704	04/28/14	226LIN	Lincoln Supply	52042	Supplies 3/20	17.57
0001	046704	04/28/14	226LIN	Lincoln Supply	53055	Polyeth Pipe 3/25	371.12
	TOTAL CHECK						2,244.19
0001	046705	04/28/14	225LOC	Lockwood's Electrical Mot	51038	Nit Sludge Collector	610.00
0001	046706	04/28/14	849LOM	Lombardy Doors Sales & Se	6000	Drop Test Fire Doors	540.00
0001	046707	04/28/14	228MAC	Mack Industries, Inc.	53049	Air Handler Unit	1,066.62
0001	046707	04/28/14	228MAC	Mack Industries, Inc.	51157	Computer Room & Office4/2	1,540.00
0001	046707	04/28/14	228MAC	Mack Industries, Inc.	55045	No Heat Pennington 3/17	323.11
	TOTAL CHECK						2,929.73
0001	046708	04/28/14	417MAG	Magellan Behavioral Healt	1000	Human Serv. Apr-Jun'14	385.50
0001	046709	04/28/14	555MAG	Magellan Hill Technologie	1000	Phones Apr'14 +usage Mar	770.41
0001	046710	04/28/14	456MAJ	Majestic Oil Company Inc.	34044	Diesel Hopewell 3/25	2,339.84

SELECTION CRITERIA: transact.ck_date='04/28/2014'

FUND - 0001 - GENERAL FUND

CASH ACCT	CHECK NUMBER	DATE ISSUED	VENDOR		DEPT/UNI	DESCRIPTION	AMOUNT
0001	046710	04/28/14	456MAJ	Majestic Oil Company Inc.	35044	Diesel Pennington 3/25	2,338.52
	TOTAL CHECK						4,678.36
0001	046711	04/28/14	627MAR	Maraziti, Falcon & Healey	1000	Retainer March 2014	1,500.00
0001	046711	04/28/14	627MAR	Maraziti, Falcon & Healey	1000	Permitting Issues Mar'14	253.50
0001	046711	04/28/14	627MAR	Maraziti, Falcon & Healey	1000	NJEIT Financing Mar'14	16.01
0001	046711	04/28/14	627MAR	Maraziti, Falcon & Healey	1000	General Issues Mar'14	177.20
	TOTAL CHECK						1,946.71
0001	046712	04/28/14	232MAR	Marshall Industrial Techn	58009	Grease Line MSPS	1,675.00
0001	046713	04/28/14	612MCM	McMaster Carr Supply Co.	46025	Hardware Sprinkler Flushi	46.60
0001	046713	04/28/14	612MCM	McMaster Carr Supply Co.	49989	Parts for Calibration	125.96
	TOTAL CHECK						172.56
0001	046714	04/28/14	875MIC	Michael Richard	34004	Microscopic Exam Hopewell	350.00
0001	046715	04/28/14	101MIR	Miracle Chemical Co.	35042	7.5% Hypoch. 4/7/14	585.00
0001	046715	04/28/14	101MIR	Miracle Chemical Co.	34042	7.5% Hypoch. 4/7/14	585.00
0001	046715	04/28/14	101MIR	Miracle Chemical Co.	35043	38% Bisul. 4/7	882.75
0001	046715	04/28/14	101MIR	Miracle Chemical Co.	34043	38% Bisul. 4/7	882.75
	TOTAL CHECK						2,935.50
0001	046716	04/28/14	057MOT	Motion Industries, Inc.	52054	Bearings for SF7 & SF8	3,524.16
0001	046716	04/28/14	057MOT	Motion Industries, Inc.	59998	Fixmaster Floor fill 3/26	226.17
0001	046716	04/28/14	057MOT	Motion Industries, Inc.	53029	Spare Parts	288.42
0001	046716	04/28/14	057MOT	Motion Industries, Inc.	53021	Spare Parts	333.00
0001	046716	04/28/14	057MOT	Motion Industries, Inc.	53088	Spare Parts	398.08
0001	046716	04/28/14	057MOT	Motion Industries, Inc.	51024	Oil Seal 3/7	12.80
0001	046716	04/28/14	057MOT	Motion Industries, Inc.	59998	Supplies 3/14	404.57
0001	046716	04/28/14	057MOT	Motion Industries, Inc.	51197	DryPoly W/Mess 3/25	929.28
0001	046716	04/28/14	057MOT	Motion Industries, Inc.	58024	Supplies 3/16	672.98
	TOTAL CHECK						6,789.46
0001	046717	04/28/14	694PUB	NJ Utiltiy Auth Joint Ins	0001	NJIF 2nd Installment 2014	104,650.54
0001	046718	04/28/14	667NJW	NJWEA	4000	NJWEAA Conference May'14	115.00
0001	046718	04/28/14	667NJW	NJWEA	1000	Seminar 3/6 JK & TP	65.00
0001	046718	04/28/14	667NJW	NJWEA	4000	Seminar 3/6 JK & TP	65.00
0001	046718	04/28/14	667NJW	NJWEA	3000	Wastewater Class NJWEA JI	130.00
0001	046718	04/28/14	667NJW	NJWEA	1000	NJWEAA Conference May'14	115.00
	TOTAL CHECK						490.00
0001	046719	04/28/14	654NAT	National Parts Supply Co.	59989	Supplies 3/20	24.99
0001	046719	04/28/14	654NAT	National Parts Supply Co.	59989	Supplies 4/2	61.71
0001	046719	04/28/14	654NAT	National Parts Supply Co.	59989	Kit 4/7	30.58
0001	046719	04/28/14	654NAT	National Parts Supply Co.	59989	Supplies 3/20	24.99
	TOTAL CHECK						142.27
0001	046720	04/28/14	495NEW	New Jersey American Water	3960	Water S.Bruns. 2/20-3/19	449.49
0001	046720	04/28/14	495NEW	New Jersey American Water	3700	Water Harrison 2/21-3/20	788.86

SELECTION CRITERIA: transact.ck_date='04/28/2014'

FUND - 0001 - GENERAL FUND

CASH ACCT	CHECK NUMBER	DATE ISSUED	VENDOR		DEPT/UNI	DESCRIPTION	AMOUNT
0001	046720	04/28/14	495NEW	New Jersey American Water	3100	Water River Pump2/26-3/26	30.26
0001	046720	04/28/14	495NEW	New Jersey American Water	3160	Water River Chem2/26-3/26	181.56
0001	046720	04/28/14	495NEW	New Jersey American Water	3100	Water River Op 2/26-3/26	1,306.28
0001	046720	04/28/14	495NEW	New Jersey American Water	3910	Water River Fire2/26-3/26	149.85
0001	046720	04/28/14	495NEW	New Jersey American Water	3910	Water River PPS 2/26-3/26	765.46
	TOTAL CHECK						3,671.76
0001	046721	04/28/14	846NEW	New Jersey Analytical Lab	2000	Nitrate 3/11	26.00
0001	046721	04/28/14	846NEW	New Jersey Analytical Lab	2000	Nitrate & Stand 3/18	123.00
	TOTAL CHECK						149.00
0001	046722	04/28/14	267NEW	New Jersey Div. of Motor	51230	Reg. Chev.Pkup'06 6/30/15	105.00
0001	046722	04/28/14	267NEW	New Jersey Div. of Motor	51150	Reg Ford Pkup '98 6/30/15	105.00
	TOTAL CHECK						210.00
0001	046723	04/28/14	159NOR	Northern Safety Co., Inc.	6000	Safety equip. & supplies	336.45
0001	046723	04/28/14	159NOR	Northern Safety Co., Inc.	3000	Safety Glasses, Ear Prote	862.20
	TOTAL CHECK						1,198.65
0001	046724	04/28/14	616OCC	Occupational Medicine Ser	6000	Screening 3/5/14	85.00
0001	046724	04/28/14	616OCC	Occupational Medicine Ser	6000	Review 3/12/14	50.00
	TOTAL CHECK						135.00
0001	046725	04/28/14	663ONE	One Call Concepts	4000	Mark out services '2014	23.18
0001	046726	04/28/14	775PPL	PPL EnergyPlus	3100	Elec River Rd 3/1-3/31 Es	88,870.07
0001	046726	04/28/14	775PPL	PPL EnergyPlus	3950	Elec SB. Pump 2/25-3/25 E	5,813.20
0001	046726	04/28/14	775PPL	PPL EnergyPlus	3700	Elec Millstone 3/1-3/31 E	8,147.28
0001	046726	04/28/14	775PPL	PPL EnergyPlus	3800	Elec Pennington 3/6-4/2	2,980.02
0001	046726	04/28/14	775PPL	PPL EnergyPlus	3600	Elec Hopewell 3/5-4/2	2,645.76
0001	046726	04/28/14	775PPL	PPL EnergyPlus	3100	Elec Trailer 2/12-3/13	363.72
0001	046726	04/28/14	775PPL	PPL EnergyPlus	3100	Elec Trailer 3/14-4/11	221.22
	TOTAL CHECK						109,041.27
0001	046727	04/28/14	332PSE	PSE&G COMPANY	3100	Elec Trailer 2/11-3/13	175.61
0001	046727	04/28/14	332PSE	PSE&G COMPANY	3910	Elec Princeton 2/6-3/7	8,592.83
0001	046727	04/28/14	332PSE	PSE&G COMPANY	3100	Elec River Rd 2/1-2/28	35,192.68
0001	046727	04/28/14	332PSE	PSE&G COMPANY	3700	Elec Millstone 2/1-2/28	3,734.69
0001	046727	04/28/14	332PSE	PSE&G COMPANY	3900	Elec Stat#7 1/10-3/13	62.80
0001	046727	04/28/14	332PSE	PSE&G COMPANY	3950	Elec St. Light 3/5-4/2	19.03
0001	046727	04/28/14	332PSE	PSE&G COMPANY	3800	Elec Pennington 2/4-3/5	1,321.70
0001	046727	04/28/14	332PSE	PSE&G COMPANY	3100	Elec RR Web 2/1-2/28	17.00
0001	046727	04/28/14	332PSE	PSE&G COMPANY	3600	Elec Hopewell 3/4-4/2	1,147.19
0001	046727	04/28/14	332PSE	PSE&G COMPANY	3900	Elec Stat #6 1/10-3/13	5.52
0001	046727	04/28/14	332PSE	PSE&G COMPANY	3100	Elec Plainsboro 2/7-3/11	88.92
0001	046727	04/28/14	332PSE	PSE&G COMPANY	3950	Elec SB Pump 2/25-3/25	2,854.41
	TOTAL CHECK						53,212.38
0001	046728	04/28/14	717PSE	PSE&G	3000	Gas Transportation Feb'14	17,503.91
0001	046729	04/28/14	291PED	Pedroni Fuel Company	51134	Unleaded gas 3/18	1,625.03

SELECTION CRITERIA: transact.ck_date='04/28/2014'

FUND - 0001 - GENERAL FUND

CASH ACCT	CHECK NUMBER	DATE ISSUED	VENDOR		DEPT/UNI	DESCRIPTION	AMOUNT
0001	046729	04/28/14	291PED	Pedroni Fuel Company	51134	Unleaded Gas 4/15	1,557.61
	TOTAL CHECK						3,182.64
0001	046730	04/28/14	505PET	Petty Cash	1000	Reimb. petty cash 4/22/14	54.69
0001	046730	04/28/14	505PET	Petty Cash	5000	Reimb. petty cash 4/22/14	62.06
	TOTAL CHECK						116.75
0001	046731	04/28/14	710POL	Pollution Control F.A. of	39981	Ash Disp 3/24-3/31 6lds	1,964.16
0001	046731	04/28/14	710POL	Pollution Control F.A. of	39981	Ash Disp 3/17-3/22 5lds	1,704.24
0001	046731	04/28/14	710POL	Pollution Control F.A. of	39981	Ash Disp 3/1-3/8 6lds	2,020.68
0001	046731	04/28/14	710POL	Pollution Control F.A. of	39981	Ash Disp 3/10-3/15 5lds	1,870.92
	TOTAL CHECK						7,560.00
0001	046732	04/28/14	876POW	Power Pool Plus Inc.	56011	Generator Contract FY'14	646.98
0001	046733	04/28/14	646PRE	Premier Magnesia, LLC	31097	Magnesium ld12 4/8	6,930.88
0001	046733	04/28/14	646PRE	Premier Magnesia, LLC	31097	Magnesium LD10 3/18	6,900.46
0001	046733	04/28/14	646PRE	Premier Magnesia, LLC	31097	Magnesium Ld11 3/27	6,896.53
	TOTAL CHECK						20,727.87
0001	046734	04/28/14	171PRI	Princeton - 130 Supply Co	59989	Janitorial Supplies	1,046.24
0001	046735	04/28/14	338QCL	QC Laboratories	2000	Group A&C Mar'14	516.75
0001	046735	04/28/14	338QCL	QC Laboratories	2000	Bioassay 2/27	700.00
0001	046735	04/28/14	338QCL	QC Laboratories	2000	Bioassay Penn 2/27	700.00
0001	046735	04/28/14	338QCL	QC Laboratories	2000	EFF Grab 3/26	60.00
0001	046735	04/28/14	338QCL	QC Laboratories	2000	Bioassay Hope 2/27	700.00
	TOTAL CHECK						2,676.75
0001	046736	04/28/14	341QUI	Quill Corporation	1000	Office Supplies	19.79
0001	046736	04/28/14	341QUI	Quill Corporation	1000	Office Supplies	290.52
0001	046736	04/28/14	341QUI	Quill Corporation	6000	Safety Supplies for SDS	19.34
0001	046736	04/28/14	341QUI	Quill Corporation	1000	Office Supplies	52.08
0001	046736	04/28/14	341QUI	Quill Corporation	5000	Printer ink and toner	111.59
0001	046736	04/28/14	341QUI	Quill Corporation	1000	Printer ink and toner	1,006.09
0001	046736	04/28/14	341QUI	Quill Corporation	1000	Office supplies	193.01
0001	046736	04/28/14	341QUI	Quill Corporation	5000	Draw 7 Drafting Table	132.29
0001	046736	04/28/14	341QUI	Quill Corporation	6000	Safety Supplies for SDS	24.29
0001	046736	04/28/14	341QUI	Quill Corporation	1000	Office Supplies	46.79
0001	046736	04/28/14	341QUI	Quill Corporation	4000	Office Supplies	3.59
0001	046736	04/28/14	341QUI	Quill Corporation	1000	Office Supplies	-34.19
0001	046736	04/28/14	341QUI	Quill Corporation	1000	Office Supplies	34.19
0001	046736	04/28/14	341QUI	Quill Corporation	1000	Office Supplies	34.19
0001	046736	04/28/14	341QUI	Quill Corporation	1000	Office Supplies	209.46
0001	046736	04/28/14	341QUI	Quill Corporation	1000	Office Supplies	45.49
0001	046736	04/28/14	341QUI	Quill Corporation	3000	Ops Office Supplies	20.69
0001	046736	04/28/14	341QUI	Quill Corporation	3000	Record Ruled Books	504.00
0001	046736	04/28/14	341QUI	Quill Corporation	3000	Ops Office Supplies	411.57
	TOTAL CHECK						3,124.78
0001	046737	04/28/14	360RUB	Rubber Supply Company	3000	Fittings & Nozzles for Op	3,155.51

SELECTION CRITERIA: transact.ck_date='04/28/2014'

FUND - 0001 - GENERAL FUND

CASH ACCT	CHECK NUMBER	DATE ISSUED	VENDOR		DEPT/UNI	DESCRIPTION	AMOUNT
0001	046738	04/28/14	361RUS	Russell Reid	35994	Hl. Sludge March'14 Penn	3,027.50
0001	046738	04/28/14	361RUS	Russell Reid	34994	Hl. Sludge March'14 Hope	3,027.50
	TOTAL CHECK						6,055.00
0001	046739	04/28/14	111RUT	Rutgers, The State Univer	1000	Purchasing Conference	350.00
0001	046740	04/28/14	879SAR	Sartorius Corp.	3000	Extended Warranty Ops Sol	1,500.00
0001	046741	04/28/14	856SHA	Shafts & Sleeves Company	52046	Receiving Bin #1 Repair	2,880.00
0001	046742	04/28/14	398STE	Stevenson Supply House	51039	Nit Pump Parts	679.04
0001	046742	04/28/14	398STE	Stevenson Supply House	51169	Hypo Pump Replace.Project	1,360.02
	TOTAL CHECK						2,039.06
0001	046743	04/28/14	399STO	Stony Brook Regional Sewe	0001	Reimb Benefits 5wks	234,000.00
0001	046744	04/28/14	400STO	Stony Brook Regional Sewe	0001	Net Payrolls 5wks -5/29	160,000.00
0001	046745	04/28/14	812THE	Thermocouple Technology,	43052	Spare Thermocouples - INC	2,460.52
0001	046747	04/28/14	850TOW	Township of South Brunswi	6000	SBPS Fire reg. fee	150.00
0001	046748	04/28/14	821TRE	Treasurer - State of New	4000	Renewal Uniform Construct	50.00
0001	046749	04/28/14	453TRE	Trenton Times	1000	Bid Schwing Pump 3/28	58.64
0001	046749	04/28/14	453TRE	Trenton Times	3000	Bid HL Liquid Sludge 3/12	60.96
0001	046749	04/28/14	453TRE	Trenton Times	1000	Award Notice 3/28/14	37.76
0001	046749	04/28/14	453TRE	Trenton Times	3000	Bid PK & Del Ash 3/7/14	57.19
0001	046749	04/28/14	453TRE	Trenton Times	1000	Advertise Audit 4/3/14	125.92
0001	046749	04/28/14	453TRE	Trenton Times	1000	Bid Bypass Damper 3/26	66.76
	TOTAL CHECK						407.23
0001	046750	04/28/14	877UPS	UPS	1000	Overnight Del wk 4/5	16.76
0001	046750	04/28/14	877UPS	UPS	1000	Overnight Del wk 3/22	20.88
0001	046750	04/28/14	877UPS	UPS	1000	Overnight Del wk 3/29	254.50
0001	046750	04/28/14	877UPS	UPS	1000	Overnight Del wk 3/15	22.08
	TOTAL CHECK						314.22
0001	046751	04/28/14	827USP	US Postal Service	1000	Postage Refill 4/14/14	500.00
0001	046752	04/28/14	852USA	USA Blue Book	3000	ADDED CHARGE - C.O. 1	483.56
0001	046752	04/28/14	852USA	USA Blue Book	3000	Little Gaint Dewatering P	1,273.16
	TOTAL CHECK						1,756.72
0001	046753	04/28/14	222UNI	Univar	31137	Bisulfite 38% ld 9 3/13	1,536.00
0001	046753	04/28/14	222UNI	Univar	31137	Bisulfite 38% ld11 4/9	1,920.00
0001	046753	04/28/14	222UNI	Univar	31137	Bisulfte 38% ld10 3/28	2,208.00
0001	046753	04/28/14	222UNI	Univar	32064	Hypo 12.5% ld #2 4/10	346.80
	TOTAL CHECK						6,010.80

SELECTION CRITERIA: transact.ck_date='04/28/2014'

FUND - 0001 - GENERAL FUND

CASH ACCT	CHECK NUMBER	DATE ISSUED	VENDOR		DEPT/UNI	DESCRIPTION	AMOUNT
0001	046754	04/28/14	333VER	Verizon (CABS)	4000	Digital Serv. 4/10-5/9	1,294.54
0001	046755	04/28/14	888VER	Verizon Wireless	1000	9Cell Ph 3/26-4/25 +useag	352.05
0001	046756	04/28/14	901WGM	W.G. Malden	45994	Spare Ultrasonic Meter	2,919.75
0001	046757	04/28/14	474WWG	W.W. Grainger, Inc.	51172	Rigid Pipe Strap 3/26	363.12
0001	046757	04/28/14	474WWG	W.W. Grainger, Inc.	59989	Caster Kit 4/7	78.71
0001	046757	04/28/14	474WWG	W.W. Grainger, Inc.	52060	Fuse 3/25	166.60
0001	046757	04/28/14	474WWG	W.W. Grainger, Inc.	59989	Modular 3/25	29.42
0001	046757	04/28/14	474WWG	W.W. Grainger, Inc.	51172	Flange 3/26	55.90
0001	046757	04/28/14	474WWG	W.W. Grainger, Inc.	43039	Hookup Wire 3/17	125.42
0001	046757	04/28/14	474WWG	W.W. Grainger, Inc.	59989	Blast Media 3/24	131.68
0001	046757	04/28/14	474WWG	W.W. Grainger, Inc.	53049	Controller 4/8	355.94
0001	046757	04/28/14	474WWG	W.W. Grainger, Inc.	52056	Breaker 4/7	2,783.75
0001	046757	04/28/14	474WWG	W.W. Grainger, Inc.	41044	Heat Shrink Label	164.24
0001	046757	04/28/14	474WWG	W.W. Grainger, Inc.	58999	Millstone Force Main Mapp	182.63
0001	046757	04/28/14	474WWG	W.W. Grainger, Inc.	6000	Safety shower parts	483.60
0001	046757	04/28/14	474WWG	W.W. Grainger, Inc.	6000	Medical Supplies	113.48
	TOTAL CHECK						5,034.49
0001	046758	04/28/14	742WIL	Williams Scotsman, Inc.	1000	Trailer Rental Apr'14	477.00
0001	046759	04/28/14	878WIL	Willier Electric Motor Re	43030	Input Line Reactors Filte	652.14
0001	046759	04/28/14	878WIL	Willier Electric Motor Re	43040	VFD for Scrubber Pump #2	98.24
0001	046759	04/28/14	878WIL	Willier Electric Motor Re	43040	VFD for Scrubber Pump #2	4,534.04
0001	046759	04/28/14	878WIL	Willier Electric Motor Re	43040	Input Line Reactors Filte	652.14
	TOTAL CHECK						5,936.56
0001	046760	04/28/14	617XAV	Xaiver Moore	3000	Safety Boots 2014	125.00
TOTAL CASH ACCOUNT							1,085,517.73
TOTAL FUND							1,085,517.73

SELECTION CRITERIA: transact.ck_date='04/28/2014'

FUND - 0005 - NJEIT 2010 Headworks Proj

CASH ACCT	CHECK NUMBER	DATE ISSUED	VENDOR		DEPT/UNI	DESCRIPTION	AMOUNT
0001	046701	04/28/14	516KLE	Kleinfelder East, Inc	0005	Headworks Constr.-3/30/14	2,584.33
0001	046746	04/28/14	866TOM	Tomar Construction, LLC	0005	Headworks Constr. Mar'14	71,144.49
TOTAL CASH ACCOUNT							73,728.82
TOTAL FUND							73,728.82
TOTAL REPORT							1,159,246.55

Revenue and Expenditure Summary
December 1, 2013 to March 31, 2014

	2014 12 month Budget	2014 4 month Budget	2014 4 month Actual	2014 4 month Variance	2014 % Actual to total Budget	2013 4 month Actual
Revenues:						
Septage/Graywater	$35,000	$11,667	$4,992	($6,675)	14.3%	$5,200
Liquid Sludge	728,000	242,667	272,339	29,672	37.4%	310,205
Cake Sludge	1,482,000	494,000	690,703	196,703	46.6%	748,872
Special Waste	75,000	25,000	14,401	(10,599)	19.2%	35,373
Princeton Farms	180,000	60,000	$67,629	7,629	37.6%	$65,408
Subtotal Outside Revenue	$ 2,500,000	$ 833,333	$ 1,050,064	$ 216,731	42.0%	$ 1,165,058
Participant Revenue	$12,123,985	$4,041,328	$4,041,328	0	33.3%	$4,041,616
Interest Income	30,000	10,000	4,635	(5,365)	15.5%	7,551
Retained Earnings	0	0	0	0	0.0%	0
Other Revenue	40,000	13,333	64,821	51,488	162.1%	54,356
Total Revenues	$ 14,693,985	$ 4,897,995	$ 5,160,848	$ 262,853	35.1%	$ 5,268,581
Expenditures:						
Salaries and Benefits	$5,161,527	$1,720,509	$1,665,581	($54,928)	32.3%	$1,619,828
Administrative Expenses	712,529	237,510	235,346	(2,164)	33.0%	228,994
Professional Fees	363,115	121,038	99,017	(22,022)	27.3%	95,565
Operations and Maintenance	5,430,181	1,810,060	1,782,378	(27,683)	32.8%	1,886,082
Debt Service	2,176,633	725,544	663,074	(62,470)	30.5%	708,414
Capital Improvement Fund	$850,000	$283,333	$283,333	$0	33.3%	$366,667
Total Expenditures	$ 14,693,985	$ 4,897,995	$ 4,728,729	$ (169,266)	32.2%	$ 4,905,549
Four Mo. Excess of Revenues over Expenditures	$0	$0	$ 432,120	$ 432,120	n/a	$ 363,032
Four Months =	33.3%					

04/23/14 STONY BROOK REGIONAL SEWERAGE AUTHORITY PAGE 1
ACCOUNTING PERIOD: 4/14 FUND EXPENDITURE STATUS

SELECTION CRITERIA: ALL

FUND - 0001 - GENERAL FUND

ACCOUNT	TITLE	BUDGET	PERIOD EXPENDITURES	ENCUMBRANCES OUTSTANDING	YEAR TO DATE ENC + EXP	AVAILABLE BALANCE	YTD/ BUD
3001	Salaries & Wages O&M	3,200,035.00	247,333.18	.00	1,028,882.95	2,171,152.05	.32
3003	F.I.C.A.	279,595.00	19,874.86	.00	92,073.69	187,521.31	.33
3004	S.U.I.	15,635.00	2,115.62	.00	7,112.81	8,522.19	.45
3005	Employee Benefits-Pension	375,900.00	27,067.33	.00	121,042.33	254,857.67	.32
3006	Employee Benefits-Health	807,190.00	66,941.87	.00	265,730.46	541,459.54	.33
3007	Salaries & Wages Admin.	483,172.00	36,943.85	.00	150,738.71	332,433.29	.31
TOTAL	SALARIES & WAGES	5,161,527.00	400,276.71	.00	1,665,580.95	3,495,946.05	.32
3501	Meeting. Travel, Training	9,139.00	336.90	.00	837.69	8,301.31	.09
3502	Dues	15,709.00	86.00	.00	10,465.00	5,244.00	.67
3503	Library-Magazines & Books	4,998.00	1,098.48	56.07	2,162.23	2,835.77	.43
3504	Postage	6,480.00	500.29	.00	1,522.50	4,957.50	.23
3505	Telephone	39,678.00	2,738.16	.00	12,752.27	26,925.73	.32
3506	Office Supplies	13,313.00	1,047.69	.00	3,244.22	10,068.78	.24
3507	Regulatory fees/permits	75,546.00	855.00	.00	12,183.51	63,362.49	.16
3508	Admin- Misc.	11,499.00	1,547.01	.00	5,754.56	5,744.44	.50
3509	Advertising/Printing	3,145.00	347.49	.00	1,441.99	1,703.01	.46
3510	Insurance	363,547.00	29,500.00	.00	118,000.00	245,547.00	.32
3511	Service Contract	97,678.00	6,500.14	7,895.00	52,182.02	45,495.98	.53
3512	Seminars	12,530.00	.00	.00	1,088.00	11,442.00	.09
3513	Computer Payroll Service	9,687.00	929.00	.00	4,213.11	5,473.89	.43
3514	E.D.P. Supplies	33,005.00	.00	.00	5,699.90	27,305.10	.17
3515	Rentals and Easements	13,224.00	477.00	.00	3,798.50	9,425.50	.29
3520	Temporary Help	.00	.00	.00	.00	.00	.00
TOTAL	ADMINISTRATIVE EXPENSES	709,178.00	45,963.16	7,951.07	235,345.50	473,832.50	.33
4001	Legal-Non Retainer	52,000.00	446.71	.00	4,604.67	47,395.33	.09
4002	Legal-Retainer	18,000.00	1,500.00	.00	6,000.00	12,000.00	.33
4004	Consulant General	41,700.00	1,250.00	3,600.00	15,480.00	26,220.00	.37
4005	Fiscal Audit	17,000.00	.00	.00	.00	17,000.00	.00
4006	Trustee Services	40,515.00	.00	.00	35,751.13	4,763.87	.88
4007	Engineer Retainer	55,000.00	971.50	.00	1,943.05	53,056.95	.04
4008	Engineer Non Retainer	18,000.00	923.00	.00	923.00	17,077.00	.05
4009	Environmental Consulting	120,900.00	26,399.44	.00	34,314.73	86,585.27	.28
TOTAL	PROFESSIONAL SERVICES	363,115.00	31,490.65	3,600.00	99,016.58	264,098.42	.27
4501	Safety Equip. & Supplies	57,153.00	6,365.23	4,382.44	23,138.34	34,014.66	.40
4502	Fuel-Incinerator	772,278.00	90,671.27	.00	438,934.72	333,343.28	.57
4504	Water	46,508.00	3,879.90	.00	14,598.74	31,909.26	.31
4505	Electricity	1,813,469.00	161,032.43	.00	644,175.11	1,169,293.89	.36
4506	Operations Supplies	82,361.00	9,279.92	3,976.94	18,218.79	64,142.21	.22
4507	Training Allowance	36,730.00	860.00	1,365.00	3,130.00	33,600.00	.09
4508	Janitorial Supplies	11,700.00	.00	.00	4,287.77	7,412.23	.37
4509	Ash Hauling	421,996.00	25,382.89	4,702.50	99,835.56	322,160.44	.24
4510	Repairs	406,575.00	823.48	8,152.60	22,594.68	383,980.32	.06
4511	Workclothes	21,248.00	1,698.80	.00	6,103.37	15,144.63	.29
4512	Maint. Tools & Supplies	336,642.00	17,456.53	18,080.42	90,628.55	246,013.45	.27
4513	Buildings & Grounds	77,793.00	5,765.37	6,810.00	35,791.48	42,001.52	.46
4514	Pretreatment Supplies	300.00	.00	.00	.00	300.00	.00
4515	Outside Lab Testing	28,674.00	2,939.00	.00	13,780.28	14,893.72	.48

SELECTION CRITERIA: ALL

FUND - 0001 - GENERAL FUND

ACCOUNT	TITLE	BUDGET	PERIOD EXPENDITURES	ENCUMBRANCES OUTSTANDING	YEAR TO DATE ENC + EXP	AVAILABLE BALANCE	YTD/ BUD
4516	Chemicals General	80,810.00	2,174.86	12,375.00	30,451.30	50,358.70	.38
4517	Chemicals Hypochlorite	169,085.00	7,430.55	14,007.00	55,610.66	113,474.34	.33
4518	Chemicals Bisulfite	107,430.00	5,664.00	8,332.00	36,622.95	70,807.05	.34
4519	Chemicals-Odor Control	55,200.00	7,977.20	.00	18,454.88	36,745.12	.33
4520	Chemicals Polymers	70,400.00	.00	.00	14,756.00	55,644.00	.21
4522	Magnesium Hydroxide	250,240.00	20,273.87	.00	73,449.62	176,790.38	.29
4523	Lab Supplies	18,758.00	1,966.06	.00	5,708.59	13,049.41	.30
4524	Hazardous Waste Disposal	14,900.00	.00	.00	5,033.73	9,866.27	.34
4525	Spare Parts	281,667.00	19,424.49	19,886.87	69,731.63	211,935.37	.25
4530	Major Operational Improv.	189,585.00	9,367.00	1,370.00	40,302.11	149,282.89	.21
4535	Contingency for fines	20,000.00	.00	.00	200.00	19,800.00	.01
4536	Medical Testing	4,930.00	135.00	.00	892.00	4,038.00	.18
TOTAL	OPERATIONS & MAINTENANCE	5,376,432.00	400,567.85	103,440.77	1,766,430.86	3,610,001.14	.33
5001	Vehicle Maintenance	21,300.00	.00	753.57	3,438.59	17,861.41	.16
5002	Gas, Oil, & Tires	33,200.00	1,625.03	.00	11,528.36	21,671.64	.35
5003	Vehicle Registration	2,600.00	699.00	.00	980.00	1,620.00	.38
TOTAL	VEHICLE MAINTENANCE	57,100.00	2,324.03	753.57	15,946.95	41,153.05	.28
5504	Capital Purchase Fund	850,000.00	70,833.33	.00	283,333.32	566,666.68	.33
TOTAL	CAPITAL PURCHASES	850,000.00	70,833.33	.00	283,333.32	566,666.68	.33
TOTAL	SUBTOTAL - O&M	12,517,352.00	951,455.73	115,745.41	4,065,654.16	8,451,697.84	.32
5800	Depreciation Expense	.00	.00	.00	.00	.00	.00
5801	Amortization Expense	.00	.00	.00	.00	.00	.00
5802	Amort.Expense Adv.refund	.00	.00	.00	.00	.00	.00
TOTAL	DEPRECIATION-AMOITIZATION	.00	.00	.00	.00	.00	.00
5803	Amort,'10 NJEIT Bond Prem	.00	.00	.00	.00	.00	.00
TOTAL	Amort,'10 NJEIT Bond Prem	.00	.00	.00	.00	.00	.00
5804	Amort.of 2012 Bond Prem.	.00	.00	.00	.00	.00	.00
TOTAL	Amort.of 2012 Bond Prem.	.00	.00	.00	.00	.00	.00
5805	Amort.-2012 Def.Loss-Adv.	.00	.00	.00	.00	.00	.00
TOTAL	Amort.-2012 Def.Loss-Adv.	.00	.00	.00	.00	.00	.00
5809	Post Retirement Hlth Exp.	.00	.00	.00	.00	.00	.00
TOTAL	Post Retirement Hlth Exp.	.00	.00	.00	.00	.00	.00
6001	Debt Service	2,176,633.00	165,768.59	.00	663,074.36	1,513,558.64	.30
TOTAL	DEBT SERVICE	2,176,633.00	165,768.59	.00	663,074.36	1,513,558.64	.30
TOTAL	GENERAL FUND	14,693,985.00	1,117,224.32	115,745.41	4,728,728.52	9,965,256.48	.32
TOTAL REPORT		14,693,985.00	1,117,224.32	115,745.41	4,728,728.52	9,965,256.48	.32

32.2%

SCHEDULE OF TRUSTEE HELD BANK ACCOUNTS AS OF MARCH 31, 2014

US BANK

	2007 NJEIT FUND	2010 NJEIT FUND	BOND RESERVE	DEBT SERVICE ACCOUNTS	RENEWAL REPLACEMENT	GENERAL FUND	2004 CONSTRUCTION	TRUSTEE REVENUE	TOTAL
BEGINNING BALANCE	$ 756	$ 7	$ 962,180	$ 732	$ 600,000	$ 11,447,953	$ 5,601,570	$ 3,338	$ 18,616,537
SOURCES :									
PARTICIPANT REVENUE								$ 0	$ 0
INTEREST RECEIVED			$ 0		$ 0	$ 4,177	$ 29		$ 4,206
TRANSFERS WITHIN RESTRICTED ACCTS									$ 0
TRANSFERS FROM UNRESTRICTED ACCTS.				$ 0					$ 0
TRANSFERS FROM RESTRICTED ACCTS.									$ 0
BOND PROCEEDS									$ 0
SPECIAL WASTE									$ 0
FROM TRUST / DEP LOANS	$ 0	$ 53,075							$ 53,075
									$ 0
USES :									$ 0
									$ 0
2003 REFUNDING ESCROW ACCT									$ 0
REFUND RETAINAGE									$ 0
CONSTRUCTION PAYMENTS									$ 0
BOND INTEREST				$ 0					$ 0
BOND PRINCIPAL				$ 0					$ 0
TRANSFERS TO UNRESTRICTED ACCTS.	$ 0	$ 0	$ 0		$ 0	($ 1,000,000)		$ 0	($ 1,000,000)
TRANSFERS TO RESTRICTED ACCTS.									$ 0
									$ 0
ENDING BALANCE	$ 756	$ 53,082	$ 962,180	$ 732	$ 600,000	$ 10,452,131	$ 5,601,599	$ 3,338	$ 17,673,818

SCHEDULE OF CASH & INVESTMENTS
March 31, 2014

BANK	INV. TYPE	PAR	PAID	TOTAL DAYS	PURCH. DATE	MATURITY DATE	YIELD
Operating Accounts:							
PNC Payroll Accounts		$ 214,264	$ 214,264				
WF Employee Benefits		$ 309,754	$ 309,754				
WF Operations		$ 356,831	$ 356,831				
NJCMF-GF		$ 37,153	$ 37,153				0.07%
Total Operating Funds		$ 918,002	$ 918,002				
Trustee Held Accounts:							
Revenue Fund		$ 3,338	$ 3,338				
Total	TR FUND	$ 3,338	$ 3,338				0.00%
General Fund							
USB-TR	TR FUND	$ 1,393,117	$ 1,393,117				0.00%
NJCMF-GF	MMF	$ 59,014	$ 59,014				0.07%
FCB-GF	CD	$ 1,000,000	$ 1,000,000	393	4/23/13	5/21/14	0.15%
FCB-GF	CD	$ 1,000,000	$ 1,000,000	365	6/11/13	6/11/14	0.15%
FB-GF	CD	$ 1,000,000	$ 1,000,000	378	9/4/13	9/17/14	0.20%
FB-GF	CD	$ 2,000,000	$ 2,000,000	368	12/6/13	12/9/14	0.30%
FCB-GF	CD	$ 2,000,000	$ 2,000,000	362	3/27/14	3/24/15	0.22%
FCB-GF	CD	$ 2,000,000	$ 2,000,000	377	3/5/14	3/17/15	0.20%
Total		$ 10,452,131	$ 10,452,131				
04 Construction Fund							
USB-TR	TR FUND	$ 1,480,208	$ 1,480,208				0.00%
NJCMF-CF	MMF	$ 621,391	$ 621,391				0.06%
FCB-GF	CD	$ 2,000,000	$ 2,000,000	211	9/23/13	4/22/14	0.10%
FB-CF	CD	$ 1,500,000	$ 1,500,000	362	10/31/13	10/28/14	0.25%
Total		$ 5,601,599	$ 5,601,599				
07 NJEIT Fund							
USB-TR	TR FUND	$ 756	$ 756				0.00%
Total		$ 756	$ 756				
10 NJEIT Fund							
USB-TR	TR FUND	$ 53,082	$ 53,082				0.00%
Total		$ 53,082	$ 53,082				
Debt Service Funds							
USB-TR	TR FUND	$ 732	$ 732				0.00%
Total		$ 732	$ 732				
Bond Reserve Fund							
USB-TR	TR FUND	$ 217,180	$ 217,180				0.00%
FCB-BR	CD	$ 745,000	$ 745,000	756	3/21/12	4/16/14	0.38%
Total		$ 962,180	$ 962,180				
Renewal/Replacement Fund							
FCB-RR	CD	$ 600,000	$ 600,000	363	5/30/13	5/28/14	0.15%
Total		$ 600,000	$ 600,000				
Total Trustee Held Accounts		$ 17,673,818	$ 17,673,818			AVG RATE	0.17%
Total Cash and Investments		$ 18,591,820	$ 18,591,820				

WF= Wells Fargo
TD= TD Bank
PNC= Pittsburg National Corp.
BA=Bank of America
FCB=First Constitution Bank
NJCMF=New Jersey Cash Management Fund
USB= US bank
FB=Fulton Bank

STONY BROOK REGIONAL SEWERAGE AUTHORITY
CAPITAL PROJECTS
March 31, 2014

G/L NO.	contract No.	PROJECTS	Funding	EST. COMPLETION DATE	BUDGET	EXPENDED	BALANCE	SUB-TOTAL (CUMULATIVE)
		CURRENT PROJECTS						
		2014 SMALL CAPITAL PROJECTS						
0001	0280 14-2	Thickener Scum Well Mixer Replacement-Derstine Co.	R	12/2014	$ 48,000	$ -	$ 48,000	
		Balance to be defined	R	12/2014	$ 552,000	$ -	$ 552,000	
		Estimated Total			$ 600,000	$ -	$ 600,000	$ 600,000
		2013 SMALL CAPITAL PROJECTS						
0001	0212 / '0214	Roof Replacements-Pennington and Hopewell-Munn Roofi	R	done	$ 112,000	$ 112,000	$ -	
0001	0280 13-2	Replace Sodium Hypo Tanks and interconnections at RR-I	R	done	$ 77,333	$ 77,333	$ -	
0001	0280 13-4	Platforms for BFP No. 1 and 2 - CFM	R	12/2013	$ 74,800	$ 15,778	$ 59,022	
		Painting Interior Equip. at S. Brunswick and remaining ext.	R	12/2013	$ 65,000	$ -	$ 65,000	
0001	0280 13-3	Replace 1 return sludge pump at Pennington-CFM	R	done	$ 58,500	$ 58,500	$ 0	
	13-5	Replace Drive for Nit Clarifier #3 RR - Derstine	R	12/2013	$ 65,000	$ -	$ 65,000	
		Replace Drive for MA Clarifier #1 RR - Ovivo USA	R	done	$ 77,578	$ 77,578	$ -	
0001	0662	Replace Heat recovery media in RTO - Durr	R	done	$ 176,340	$ 158,530	$ 17,810	
		Repair of Hydrant system-Upstream plants	R	12/2013	need			
		Modification of Nit. Settling Tank No. 4	R	12/2013	need			
					$ 706,551	$ 499,718	$ 206,833	$ 806,833
		2012 SMALL CAPITAL PROJECTS						
0001	0285 12-2	Preventive Corosion Coating of Equipment-Allied Painting	R	done	$ 140,000	$ 140,000	$ -	
0001	0280 12-1	Sludge Thickener No. 1 Improvements- BR Welding	R	done	$ 128,296	$ 128,296	$ -	
					$ 268,296	$ 268,296	$ -	$ 806,833
		2011 SMALL CAPITAL PROJECTS						
0001	0280	Replace 2 ash pelletizers	R	12/2013	$ 195,600	$0	$ 195,600	
					$ 195,600	$ -	$ 195,600	$ 1,002,433
		2007 SMALL CAPITAL PROJECTS						
0001	0520	CEMS Software Upgrade-Trace	R	06/2013	$ 85,650	$ 63,840	$ 21,811	
					$ 85,650	$ 63,840	$ 21,811	$ 1,024,243
		PENNINGTON EXPANSION						
0002	0633	PENNINGTON WMP / WQP- Kleinfelder/Omni	B	done	$ 225,000	$ 224,998	$ 2	
					$ 225,000	$ 224,998	$ 2	$ 1,024,245
		Emergency Generators						
0001	0679	Generator Study - Kleinfelder/Omni	R	12/2013	$ 87,640	$ 70,770	$ 16,870	
0001	0679	Generator Preliminary Design - Kleinfelder/Omni	R	2/2014	$ 120,000	$ 46,084	$ 73,916	
0001	0679	Generator Design - Kleinfelder/Omni	R	9/2014	$ 368,470	$129,840	$ 238,630	
					$ 576,110	$ 246,695	$ 329,415	$ 1,353,660
		Incinerator Improvements						
		Incinerator Improvement Study - Chavond Barry Engineeri	R	12/2014	$ 88,000	$0	$ 88,000	$ 1,441,660
		SECURITY SYSTEM						
0002	0618	Perimeter fence clearing & repair	B	done	$ 28,950	$ 28,950	$ -	
0002	0618	Video Surveillance System (BH Security)	B	done	$ 24,582	$ 24,582	$ -	
0002	0618	Security System	B	12/2012	$ 46,468	$ 11,367	$ 35,100	
					$ 100,000	$ 64,900	$ 35,100	$ 1,476,761
	10-1	**Headworks**						

G/L NO.	contract No.	PROJECTS	Funding	EST. COMPLETION DATE	BUDGET	EXPENDED	BALANCE	SUB-TOTAL (CUMULATIVE)
0005	0673	Headworks Study-Kleinfelder/Omni	NJEIT '10	**done**	$ 56,800	$ 56,800	$ -	
0005	0673	Headworks Design-Kleinfelder/Omni	NJEIT '10	**done**	$ 612,785	$ 612,785	$ -	
0005	0673	Headworks Design-AECOM	NJEIT '10	**done**	$ 9,292	$ 9,292	$ -	
0005	0673	Headworks -Construction Services- Kleinfelder/Omni	NJEIT '10	11/2013	$ 698,012	$ 644,288	$ 53,724	
0005	0674	Headworks Construction-Tomar Construction, LLC	NJEIT '10	11/2013	$ 9,896,144	$ 9,578,978	$ 317,166	
0005	0674	Headworks Construction-International Flow Technologies	NJEIT '10	**done**	$ 39,550	$ 39,550	$ -	
0005	0674	Headworks Construction Fees	NJEIT '10	**done**	$ 81,664	$ 81,664	$ -	
0001	0674	Headworks Escrow Fees-Other	NJEIT '10	**done**	$ 6,745	$ 6,745	$ -	
0001	0674	Headworks-DEP Engineering Fees- **Not reimburseable**	NJEIT '10	11/2013	$ 133,950	$ 83,719	$ 50,231	
0005	0170	Headworks Issue Costs-HD&W	NJEIT '10	**done**	$ 29,154	$ 29,154	$ -	
0005	0674	Other Costs including Sampling and Analysis	NJEIT '10	11/2013	$ 1,000	$ 545	$ 455	
					$ 11,565,096	$ 11,143,519	$ 421,577	$ 1,898,337
		2004 BOND FUNDED PROJECTS (Pending Contracts)						
0002		PENNINGTON EXPANSION-DESIGN	B	12/2015	$ 400,000		$ 400,000	
0002		Pennington WWTP Expansion	B	12/2015	$ 3,510,000		$ 3,510,000	
0002		Pennington WWTP Phos. Removal	B	12/2014	$ 500,000		$ 500,000	
0002		Hopewell WWTP Phos. Removal	B	12/2014	$ 500,000		$ 500,000	
		SUB-TOTAL			$ 4,910,000	$ -	$ 4,910,000	$ 6,808,337
		River Road Phosphorous						
0001		Nutrient Study- Shared Service Agreement with SRVSA	R	**done**	$ 75,000	$ 75,000	$ -	$ 6,808,337
		Other						
0001		7 New Schwing Pumps	R	12/2014	$ 3,500,000	$ -	$ 3,500,000	
0001		Comminutors for all 3 pump stations	R	12/2014	$ 2,635,000	$ -	$ 2,635,000	
0001	0682	Comminutors Design / Support-Kleinfelder/Omni	R	3/2014	$ 115,160	$ 13,613	$ 101,547	
		SUB-TOTAL			$ 6,250,160	$ 13,613	$ 6,236,547	$ 13,044,884
		TOTAL CURRENT PROJECTS			$ 25,645,463	$ 12,600,579	$ 13,044,884	**$ 13,044,884**
		FUTURE PROJECTS :						
		River Road Power Distribution Study	NF	TBD	$ 100,000		$ 100,000	
		Hopewell WWTP Improvements	NF	TBD	$ 1,600,000		$ 1,600,000	
		River Road WWTP Expansion	NF	TBD	$ 4,200,000		$ 4,200,000	
		Additional Backwash Storage Capacity	NF	TBD	$ 1,500,000		$ 1,500,000	
		Future Small Capital Projects	NF	TBD	$ 2,400,000		$ 2,400,000	
		Total Future Projects			$ 9,800,000	$ -	$ 9,800,000	$ 22,844,884
		TOTAL CURRENT AND FUTURE PROJECTS			$ 35,445,463	$ 12,600,579	$ 22,844,884	

		BUDGET CHANGES FROM PRIOR MONTH:		Amount	Reason
0005	0673	Headworks -Construction Services- Kleinfelder/Omni	NJEIT '10	$ 54,237	Amendment # 2
		Total		$ 54,237	

Funding Sources:

R=	Funded from Retained Earnings	$ 8,845,367	$ 1,167,163	$ 7,678,204	
B=	Funded from 2004 Bond Issue Proceeds	$ 5,235,000	$ 289,897	$ 4,945,103	
NJEIT=	NJ Environmental Infrastructure Trust 2010	$ 11,565,096	$ 11,143,519	$ 421,577	
	Sub-Total- funded projects	$ 25,645,463	$ 12,600,579	**$ 13,044,884**	
NF	Future Projects- Not Funded	$ 9,800,000	$ -	$ 9,800,000	
	Total	$ 35,445,463	$ 12,600,579	$ 22,844,884	

Current Funding Sources
Capital Projects
March 31, 2014

		Total	2004 Bond Projects	2007 NJEIT	2010 NJEIT		Other
Current Assets	$	21,190,119	$ 5,601,599	$ 0	$ 689,472	$	14,899,049
Interfunds	$	-				$	-
Current Liabilities	$	(1,818,168)	$ 0	$ 0	($ 267,895)	$	(1,550,273)
Total Working Capital	$	19,371,951	5,601,599	$ 0	421,577		13,348,776
Less: Required Reserves / Designations							
Bond Reserve Fund		(962,180)	-	-	-		(962,180)
Renewal/Replacement Fund		(600,000)	-	-	-		(600,000)
Emergency Set Aside (included in General Fund)		(1,000,000)	-	-	-		(1,000,000)
Health Insurance at Retirement*		(45,298)					(45,298)
Total Required Reserves	$	(2,607,478)	$ 0	$ 0	$ 0	$	(2,607,478)
Working Capital Available to Fund Projects	$	16,764,473	$5,601,599	$0	$421,577		$10,741,298
Current Projects List- estimate	$	13,044,884	$4,945,103	$0	$421,577		$7,678,204
Bal.of Funds Available as of March 31, 2014	$	3,719,589	$ 656,496	$ 0	$ 0	$	3,063,093

*Per Financial Advisor calculation dated 1/17/2014

Summary of Outstanding Bond Issues

Bond Issue	Outstanding Balance March 31, 2014	Outstanding Balance February 28, 2014	Change From Prior Month	Weighted Average Coupon Rate
2002 Revenue Refunding Bonds	$ 1,145,000	$ 1,145,000	$ -	4.70%
2004 Bond Issue	$ 460,000	$ 460,000	$ -	4.10%
2007 NJEIT Trust Loan	$ 2,400,000	$ 2,400,000	$ -	4.53%
2007 NJEIT Fund Loan	$ 2,023,666	$ 2,023,666	$ -	0.00%
2009 NJEIT Trust Loan	$ 735,000	$ 735,000	$ -	4.20%
2009 NJEIT Fund Loan	$ 659,958	$ 659,958	$ -	0.00%
2010 NJEIT Trust Loan	$ 5,800,000	$ 5,800,000	$ -	5.00%
2010 NJEIT Fund Loan	$ 2,870,503	$ 2,870,503	$ -	0.00%
2012 Revenue Refunding Bonds	$ 6,975,000	$ 6,975,000	$ -	3.91%
	$ 23,069,127	$ 23,069,127	$ -	

INTEREST RATE COMPARISON
APRIL 2009 - APRIL 2014

BID DATE	SBRSA HIGHEST BID REC'D	NO. DAYS	BANK	NJ CASH MANAGEMENT FUND AVG. YIELD
12/11/08	2.09	368	1st Constitution Bank	1.48
1/14/09	1.93	365	The Bank	1.17
2/12 /09	1.65	370	The Bank	1.08
3/19/09	1.53	365	Bank of America	1.02
4/16/09	1.05	280	The Bank	1.00
5/14/09	1.18	365	Bank of America	0.63
6/16/09	1.15	364	1st Constitution Bank	0.52
7/22/09	1.50	60	1st Constitution Bank	0.50
08/13/09	1.08	361	The Bank	0.51
09/11/09	1.15	362	1st Constitution Bank	0.43
10/22/09	1.05	370	1st Constitution Bank	0.43
11/12/09	0.25	365	Bank of America	0.33
12/10/09	0.31	365	Bank of America	0.32
1/15/2010	0.95	182	1st Constitution Bank	0.34
2/19/10	0.75	360	1st Constitution Bank	0.26
3/17/10	0.75	90	1st Constitution Bank	0.36
4/21/10	0.75	363	1st Constitution Bank	0.31
5/19/10	0.85	86	1st Constitution Bank	0.31
6/21/10	0.75	60	1st Constitution Bank	0.25
7/22/10	0.32	365	Bank of America	0.25
08/12/10	0.25	365	1st Constitution Bank	0.65
9/10/10	0.55	369	1st Constitution Bank	0.22
10/21/10	0.65	365	1st Constitution Bank	0.21
11/1/10	0.60	295	1st Constitution Bank	0.20
12/10/10	0.25	365	Bank of America	0.21
1/20/2011	0.25	365	Bank of America	0.23
2/24/2011	0.35	299	1st Constitution Bank	0.21
3/23/2011	0.25	365	Bank of America	0.21
4/19/11	0.45	365	1st Constitution Bank	0.21
5/11/11	0.35	371	1st Constitution Bank	0.15
6/22/11	0.25	60	1st Constitution Bank	0.15
7/21/11	0.20	365	Bank of America	0.07
9/14/11	0.30	280	The Bank	0.04
09/21/11	0.30	369	The Bank	0.04
11/2/2011	0.30	370	The Bank	0.04
12/15/2011	0.20	365	PNC	0.04
1/4/2012	0.30	224	1st Constitution Bank	0.04
2/22/2012	0.20	365	Bank of America	0.04
3/19/2012	0.20	60	1st Constitution Bank	0.05
4/5/2012	0.25	376	1st Constitution Bank	0.05
5/17/2012	0.20	365	1st Constitution Bank	0.05
6/20/2012	0.20	365	Bank of America	0.05
7/19/2012	0.20	365	Bank of America	0.05
8/21/12	0.20	365	Bank of America	0.05
9/21/12	0.20	365	Bank of America	0.05
10/18/2012	0.20	365	Bank of America	0.05
11/08/2012	0.20	285	Fulton Bank	0.05
12/13/2012	0.20	365	Bank of America	0.05
2/08/2013	0.20	376	Fulton Bank	0.05
02/26/2013	0.20	386	Fulton Bank	0.07
3/26/2013	0.20	365	1st Constitution Bank	0.07
4/23/2013	0.15	393	1st Constitution Bank	0.07
6/11/2013	0.15	365	1st Constitution Bank	0.04
7/17/2013	0.20	365	Bank of America	0.04
8/20/2013	0.20	285	Fulton Bank	0.05
9/4/2013	0.20	365	Fulton Bank	0.05
10/23/2013	0.20	365	Bank of America	0.06
10/31/2013	0.25	365	Fulton Bank	0.07
12/06/2013	0.30	368	Fulton Bank	0.07
1/24/2014	0.20	365	1st Constitution Bank	0.06
2/20/2014	0.20	365	Bank of America	0.06
3/18/2014	0.20	365	1st Constitution Bank	0.06
4/22/2014	0.20	365	1st Constitution Bank	0.07

Resolution Authorizing the Award of a "No Political Contributions Allowed" Contract(s) for Non-Professional Service Vendors

Resolution No. 2014-22
Date: April 28, 2014

WHEREAS, the Stony Brook Regional Sewerage Authority has a need to acquire goods or services as a no political contribution contract pursuant to the provisions of N.J.S.A. 19:44A-20.4 or 20.5 as appropriate; and,

WHEREAS, the purchasing agent Stuart Neuhof has determined and certified in writing that the value of each contract (by purchase orders) will likely exceed $17,500; and,

WHEREAS, the anticipated term of this contract is for fiscal year 2014 (1 year) and may be extended as approved by this governing body; and,

WHEREAS, the attached list of vendors has completed and submitted a Business Entity Disclosure Certification which certifies that each vendor has not made any reportable contributions to a political or candidate committee served by the Stony Brook Regional Sewerage Authority in the previous one year, and that the contract will prohibit the (attached list of vendors) from making any reportable contributions through the term of the contract; and,

WHEREAS, the Authority has Funds available in its current budget.

NOW THEREFORE, BE IT RESOLVED that the Stony Brook Regional Sewerage Authority authorizes the attached list of vendors to enter into contracts by purchase order; and,

BE IT FURTHER RESOLVED that the Business Disclosure Entity Certification and the Determination of Value be placed on file with this resolution.

MOVED:
SECONDED:
ADOPTED:

Recorded Vote:	AYE	NO	ABSTAIN	ABSENT
Robert A. Bartolini				
Harry Compton				
Gale D. Downey				
David A. Goldfarb				
C. Schuyler Morehouse				
Bharat Patel				

I HEREBY CERTIFY that the forgoing is a true and accurate copy of a Resolution adopted by the Stony Brook Regional Sewerage Authority at their Board Meeting on April 28, 2014

_____
John Kantorek, P.E., Secretary

_____
Date

Resolution Authorizing the Award of a "No Political Contributions Allowed" Contract(s) for Non-Professional Service Vendors

Year 2014 No Political Contribution Contracts:	
Company Name	**Service**
Szuls Landscaping	Lawn care service
Joseph Jingoli & Son, Inc.	Water Main Repair
Durr Systems Inc	RTO System

gabel associates

Memorandum

To: NJSMUAESA Participating Members

From: Robert Chilton

Date: April 8, 2014

Subject: Electric Power Supply Bid
Bid Results

This memorandum summarizes the results of today's bid for electric supply service for the Participating Members' Basic Generation Service – Commercial and Industrial Energy Pricing ("BGS-CIEP") and Basic Generation Service – Fixed Pricing ("BGS-FP") tariff accounts[1].

The bids have been evaluated with reference to the benchmark prices set forth in our trigger price analysis memorandum dated March 27, 2014, in which we described in detail the BGS-CIEP and BGS-FP tariffs, the specific pricing products being sought in this RFB, and the current market conditions and utility tariff prices that would be taken into consideration when evaluating the bids.

A. BACKGROUND

The NJSMUAESA issued an RFB on March 18, 2014 for its Participating Members' BGS-CIEP accounts representing the members' treatment plant facilities which have been included in several past RFBs, and which are currently under contract with PPL. In addition, this bid process also includes secondary voltage, so-called BGS-FP accounts, for service commencing on the May 2014 meter read date for each account; this group of BGS-FP accounts primarily represents the Members' pump stations, and is currently being served by PPL.

[1] The Participating Members for the upcoming bid include: Bayshore Regional Sewerage Authority, Ewing Lawrence Sewerage Authority, Hamilton Township Water Pollution Control Authority, Musconetcong Sewerage Authority, Rockaway Valley Regional Sewerage Authority, Secaucus Municipal Utilities Authority, Somerset Raritan Valley Sewerage Authority, Southeast Morris County Municipal Utilities Authority, Stony Brook Regional Sewerage Authority, Sussex County Municipal Utilities Authority, Two Bridges (Pequannock, Lincoln Park and Fairfield) Sewerage Authority and the Two Rivers Water Reclamation Authority.

Gabel Associates distributed and posted on the NJSMUAESA bid webpage an Addendum to the RFB on April 1, 2014. The RFB, as amended, includes the following final breakdown of participating members accounts, by bid group:

BGS-CIEP Accounts (16 Accounts Total):

- Bid Group 1 PSE&G LPLP Accounts – 8 accounts - Ewing Lawrence SA (2); Hamilton Twp. WPC (1); Secaucus MUA (1); Somerset Raritan Valley RSA (1); Stonybrook RSA (3).
- Bid Group 2 JCP&L GP Accounts – 6 accounts – Bayshore RSA (1); Musconetcong SA (1); Southeast Morris County MUA (2); Sussex County MUA (1); Two Rivers WRA (1).
- Bid Group 3 JCP&L GT Accounts – 2 accounts – Rockaway Valley RSA (1); Two Bridges SA (1).

BGS-FP Accounts (57 Accounts Total):

- Bid Group 4 PSE&G GLP and LPLS Accounts – Ewing Lawrence SA (8); Hamilton Twp. WPC (13); Secaucus MUA (3); Somerset Raritan Valley SA (1); Stony Brook RSA (3); Two Bridges SA (3).
- Bid Group 5 JCP&L GS Accounts – Bayshore RSA (3); Southeast Morris County MUA (15); Sussex County MUA (6); and Two Bridges SA (2)

The RFB requests pricing for four different contract terms, including: 6, 12, 18 and 24 months. For the PSE&G LPLP; JCP&L GP and JCP&L GT account bid groups, the RFB requests pricing for two different pricing products: 1) all-in Fixed Price; and 2) Block and Index Price. For the BGS-FP account groups, the RFB requests bid prices only for the all-in Fixed Price product.

The NJSMUAESA last went out to bid in December 2011 to solicit bids from third party suppliers for electric supply service for all of its Participating Members' BGS-CIEP electric accounts and some BGS-FP electric accounts. As a result of the bid, the NJSMUAESA awarded a 24-month supply contract (beginning in May12 and expiring in May14) to PPL for the Fixed Price product for the BGS-CIEP account groups and the BGS-FP account groups. Below is a summary of the price history for the last several NJSMUAESA electric supply contracts and the current pricing.

NJSMUAESA Power Supply Contract History:

Contract	PSE&G		JCP&L		
	LPLP	GLP/LPLS	GT	GP	GS
2009-10 Bid/Contract	**$0.08970**	**N/A**	**$0.08800**	**$0.09400**	**N/A**
2010-12 Bid/Contract	**$0.08510**	**N/A**	**$0.08500**	**$0.08810**	**N/A**
2012-14 Bid/Contract	**$0.06823**	**$0.08586**	**$0.06667**	**$0.07101**	**$0.08977**
2013 NITS Change (avg impact)	$0.00300	$0.00300			
SREC Law Change	$0.00193	$0.00193	$0.00193	$0.00193	$0.00193
2014 NITS Change (avg impact)	$0.00200	$0.00200			
Approx. Current Contract Price	**$0.07516**	**$0.09279**	**$0.06860**	**$0.07294**	**$0.09170**

B. TRIGGER PRICE REPORT

On March 27, 2014, Gabel Associates distributed a Trigger Price Report to Participating Members, in which recommended trigger prices for benchmarking bid prices for each bid group and each contract term were established. These recommended trigger prices were based upon utility tariff prices for Basic Generation Service and current market conditions, and the methodology and rationale were set forth in detail in the March 27, 2014 report.

The recommended trigger prices are as follows:

All-In Fixed Price Product:

Bid Group	EDC	Tariff	Bid Price	Contract Term			
				6-Month	12-Month	18-Month	24-Month
1	PSEG	LPLP	All-In Fixed	$0.0870	$0.0885	$0.0860	$0.0860
2	JCPL	GP	All-In Fixed	$0.0855	$0.0870	$0.0845	$0.0845
3	JCPL	GT	All-In Fixed	$0.0820	$0.0835	$0.0810	$0.0810
4	PSEG	GLP/LPLS	All-In Fixed	$0.0905	$0.0891	$0.0896	$0.0892
5	JCPL	GS	All-In Fixed	$0.0969	$0.0955	$0.0960	$0.0953

Block and Index Pricing Product:

Bid Group	EDC	Tariff	Bid Price	Contract Term			
				6-Month	12-Month	18-Month	24-Month
1	PSEG	LPLP	Block	$0.0580	$0.0595	$0.0565	$0.0560
			Fixed Adder	$0.0255	$0.0255	$0.0260	$0.0265
			Total (Hedged)	$0.0835	$0.0850	$0.0825	$0.0825
2	JCPL	GP	Block	$0.0570	$0.0585	$0.0555	$0.0550
			Fixed Adder	$0.0260	$0.0260	$0.0265	$0.0270
			Total (Hedged)	$0.0830	$0.0845	$0.0820	$0.0820
3	JCPL	GT	Block	$0.0560	$0.0575	$0.0545	$0.0540
			Fixed Adder	$0.0230	$0.0230	$0.0235	$0.0240
			Total (Hedged)	$0.0790	$0.0805	$0.0780	$0.0780

C. STAGE 1 – QUALIFICATION STAGE

The RFB provided for a Stage 1 process that included:

> Stage 1a – mandatory submission of a (non-binding) Notice of Intent to Bid (NOI) by no later than close of business on March 28, 2014

Stage 1b – mandatory submission of required documents and legal forms[2] by no later than close of business on March 28, 2014; and

Stage 1c – the opportunity for suppliers to submit questions and comments concerning the specifications by no later than close of business on March 28, 2014

By the March 28, 2014 deadline, non-binding NOIs, as well as required documents and forms, had been received from nine (9) NJBPU-licensed electric power suppliers, including: Champion Energy; Constellation New Energy; Hess Energy Marketing; Hudson Energy; Integrys Energy; NextEra Energy; PPL; South Jersey Energy; and Tri-Eagle Energy.

The Stage 1 submissions of all nine suppliers were reviewed and found to be complete. Therefore all 9 suppliers were deemed eligible to submit Stage 2 bid prices.

D. RESPONSE TO SUPPLIER QUESTIONS AND ADDENDUM NO.1

A total of forty-two (42) questions were received from suppliers. A document entitled "Responses to Supplier Questions and Addendum No.1" was issued on April 1, 2014, providing responses to each of the questions and other supplemental information for the bid.

E. BID RESULTS

The deadline for submission of Stage 2 bids, submitted electronically to Gabel Associates, was 11:30 a.m. this morning, April 8, 2014.

A summary of bid prices, and comparison to the trigger prices established in the Trigger Price Report dated March 27, 2014, is provided in Attachment 1 (Attachment 1 consists of two pages: Attachment 1 – Fixed which sets forth the bid prices for the All-In Fixed Price Product; and Attachment 1 – Block which sets forth the bid prices for the Block and Index Price Product).

Attachments 2A through 2E provide, for bid groups 1 through 5, respectively, a comparison of bids and evaluation of low bid for each contract term.

[2] Required documents and legal forms include: Statement of Ownership Form; Non-Collusion Affidavit; Disclosure of Investment Activities in Iran; Copy of New Jersey Business Registration Certificate and Copy of NJBPU-Issued Electric Power Supplier License or other evidence of license in good and current standing.

Attachment 1 - FIXED

New Jersey Sewerage and Municipal Utilities Authority Electrical Supply Aggregation (NJSMUAESA)
Bids For Electric Generation Service - Received April 8, 2014 (11:30 a.m. deadline)

Service Commencing May 2014
Summary of Bid Results ($/kwh)

ALL-IN FIXED PRICE BIDS:

	Qualified Supplier Bid Prices ($/kwh)									
	Champion Energy	Constell New Energy (CNE)	Hess Energy Marketing	Hudson Energy	Integrys Energy	NextEra Energy	PPL Energy Plus (PPL)	Tri-Eagle Energy	South Jersey Energy (SJE)	Benchmark Price ($/kwh)
BID GROUP 1 - PSEG LPLP										
6-Month Fixed Price	NO BID	$0.08137	$0.08125	Non-Conform	$0.08572	NO BID	$0.08697	$0.09011	NO BID	$0.0870
12-Month Fixed Price	NO BID	$0.08408	$0.08465	Non-Conform	$0.08787	NO BID	$0.08925	$0.08955	NO BID	$0.0885
18-Month Fixed Price	NO BID	$0.08126	$0.08185	Non-Conform	$0.08561	NO BID	$0.08700	$0.08688	NO BID	$0.0860
24-Month Fixed Price	NO BID	$0.08149	$0.08265	Non-Conform	$0.08552	NO BID	$0.08715	$0.08593	NO BID	$0.0860
BID GROUP 2 - JCPL GP										
6-Month Fixed Price	NO BID	$0.08101	$0.07805	Non-Conform	$0.08244	NO BID	$0.08122	$0.08169	NO BID	$0.0855
12-Month Fixed Price	NO BID	$0.08264	$0.08105	Non-Conform	$0.08456	NO BID	$0.08322	$0.08285	NO BID	$0.0870
18-Month Fixed Price	NO BID	$0.07967	$0.07895	Non-Conform	$0.08295	NO BID	$0.08217	$0.08014	NO BID	$0.0845
24-Month Fixed Price	NO BID	$0.08113	$0.08105	Non-Conform	$0.08301	NO BID	$0.08329	$0.08002	NO BID	$0.0845
BID GROUP 3 - JCPL GT										
6-Month Fixed Price	NO BID	$0.07614	$0.07495	Non-Conform	$0.07686	NO BID	$0.08017	$0.07393	NO BID	$0.0820
12-Month Fixed Price	NO BID	$0.07835	$0.07765	Non-Conform	$0.07973	NO BID	$0.08258	$0.07536	NO BID	$0.0835
18-Month Fixed Price	NO BID	$0.07626	$0.07565	Non-Conform	$0.07813	NO BID	$0.08035	$0.07278	NO BID	$0.0810
24-Month Fixed Price	NO BID	$0.07695	$0.07675	Non-Conform	$0.07841	NO BID	$0.08110	$0.07286	NO BID	$0.0810
BID GROUP 4 - PSEG GLP/LPLS										
6-Month Fixed Price	NO BID	$0.10125	$0.10105	Non-Conform	$0.10490	NO BID	$0.10720	$0.10399	NO BID	$0.0905
12-Month Fixed Price	NO BID	$0.10158	$0.10215	Non-Conform	$0.10321	NO BID	$0.10599	$0.10433	$0.09704	$0.0891
18-Month Fixed Price	NO BID	$0.09919	$0.09975	Non-Conform	$0.10166	NO BID	$0.10456	$0.10115	$0.09518	$0.0896
24-Month Fixed Price	NO BID	$0.09851	$0.09965	Non-Conform	$0.10019	NO BID	$0.10351	$0.10039	$0.09412	$0.0892
BID GROUP 5 - JCPL GS										
6-Month Fixed Price	NO BID	$0.10125	$0.09815	Non-Conform	$0.10211	NO BID	$0.10200	$0.09407	NO BID	$0.0969
12-Month Fixed Price	NO BID	$0.10158	$0.09865	Non-Conform	$0.10058	NO BID	$0.10304	$0.09364	$0.09405	$0.0955
18-Month Fixed Price	NO BID	$0.09919	$0.09745	Non-Conform	$0.10072	NO BID	$0.10128	$0.09154	$0.09251	$0.0960
24-Month Fixed Price	NO BID	$0.09851	$0.09795	Non-Conform	$0.09923	NO BID	$0.10190	$0.09117	$0.09217	$0.0953

Attachment 1 - BLOCK

New Jersey Sewerage and Municipal Utilities Authority Electrical Supply Aggregation (NJSMUAESA)
Bids For Electric Generation Service - Received April 8, 2014 (11:30 a.m. deadline)

Service Commencing May 2014
Summary of Bid Results ($/kwh)

BLOCK & INDEX PRICE BIDS:

		Qualified Supplier Bid Prices ($/kwh)									Benchmark Price ($/kwh)
		Champion Energy	Constell New Energy (CNE)	Hess Energy Marketing	Hudson Energy	Integrys Energy	NextEra Energy	PPL Energy Plus (PPL)	Tri-Eagle Energy	South Jersey Energy (SJE)	
BID GROUP 1 - PSEG LPLP											
6-Month	Block Price	NO BID	$0.05246	$0.05089	NO BID	$0.05395	NO BID	NO BID	NO BID	$0.05478	$0.0580
	Fixed Adder	NO BID	$0.02577	$0.02550	NO BID	$0.02709	NO BID	NO BID	NO BID	$0.02689	$0.0255
12-Month	Block Price	NO BID	$0.05533	$0.05407	NO BID	$0.05645	NO BID	NO BID	NO BID	$0.05714	$0.0595
	Fixed Adder	NO BID	$0.02473	$0.02470	NO BID	$0.02597	NO BID	NO BID	NO BID	$0.02524	$0.0255
18-Month	Block Price	NO BID	$0.05237	$0.05129	NO BID	$0.05356	NO BID	NO BID	NO BID	$0.05409	$0.0565
	Fixed Adder	NO BID	$0.02519	$0.02500	NO BID	$0.02670	NO BID	NO BID	NO BID	$0.02542	$0.0260
24-Month	Block Price	NO BID	$0.05278	$0.05196	NO BID	$0.05369	NO BID	NO BID	NO BID	$0.05446	$0.0560
	Fixed Adder	NO BID	$0.02497	$0.02490	NO BID	$0.02646	NO BID	NO BID	NO BID	$0.02505	$0.0265
BID GROUP 2 - JCPL GP											
6-Month	Block Price	NO BID	$0.05138	$0.04882	NO BID	$0.05248	NO BID	NO BID	NO BID	$0.05350	$0.0570
	Fixed Adder	NO BID	$0.02483	$0.02280	NO BID	$0.02287	NO BID	NO BID	NO BID	$0.02434	$0.0260
12-Month	Block Price	NO BID	$0.05364	$0.05123	NO BID	$0.05515	NO BID	NO BID	NO BID	$0.05559	$0.0585
	Fixed Adder	NO BID	$0.02380	$0.02270	NO BID	$0.02248	NO BID	NO BID	NO BID	$0.02290	$0.0260
18-Month	Block Price	NO BID	$0.05001	$0.04874	NO BID	$0.05258	NO BID	NO BID	NO BID	$0.05264	$0.0555
	Fixed Adder	NO BID	$0.02512	$0.02340	NO BID	$0.02348	NO BID	NO BID	NO BID	$0.02385	$0.0265
24-Month	Block Price	NO BID	$0.04802	$0.04914	NO BID	$0.05240	NO BID	NO BID	NO BID	$0.05297	$0.0550
	Fixed Adder	NO BID	$0.02513	$0.02400	NO BID	$0.02386	NO BID	NO BID	NO BID	$0.02411	$0.0270
BID GROUP 3 - JCPL GT											
6-Month	Block Price	NO BID	NO BID	$0.04882	NO BID	$0.05247	NO BID	NO BID	NO BID	NO BID	$0.0560
	Fixed Adder	NO BID	NO BID	$0.02130	NO BID	$0.02287	NO BID	NO BID	NO BID	NO BID	$0.0230
12-Month	Block Price	NO BID	NO BID	$0.05123	NO BID	$0.05510	NO BID	NO BID	NO BID	NO BID	$0.0575
	Fixed Adder	NO BID	NO BID	$0.02150	NO BID	$0.02282	NO BID	NO BID	NO BID	NO BID	$0.0230
18-Month	Block Price	NO BID	NO BID	$0.04874	NO BID	$0.05255	NO BID	NO BID	NO BID	NO BID	$0.0545
	Fixed Adder	NO BID	NO BID	$0.02210	NO BID	$0.02375	NO BID	NO BID	NO BID	NO BID	$0.0235
24-Month	Block Price	NO BID	NO BID	$0.04919	NO BID	$0.05238	NO BID	NO BID	NO BID	NO BID	$0.0540
	Fixed Adder	NO BID	NO BID	$0.02260	NO BID	$0.02420	NO BID	NO BID	NO BID	NO BID	$0.0240

Attachment 2A - BID GROUP 1

New Jersey Sewerage and Municipal Utilities Authority Electrical Supply Aggregation (NJSMUAESA)
Bids For Electric Generation Service - Received April 8, 2014 (11:30 a.m. deadline)

Service Commencing May 2014
Bid Comparison

ALL-IN FIXED PRICE BIDS:

		Qualified Supplier Bid Prices ($/kwh)													
		Champion Energy	Constell New Energy (CNE)	Hess Energy Marketing	Hudson Energy	Integrys Energy	NextEra Energy	PPL Energy Plus (PPL)	Tri-Eagle Energy	South Jersey Energy (SJE)	Benchmark Price ($/kwh)	Low Bid Savings vs. Benchmark Price ($/kwh)	Low Bid Savings vs. Benchmark Total Contract ($)	Low Bid Savings vs. Tariff Annualized ($)	
BID GROUP 1 - PSEG LPLP															
6-Month	Fixed Price	NO BID	$0.08137	$0.08125	Non-Conform	$0.08572	NO BID	$0.08897	$0.09011	NO BID	$0.0870	$0.00575	$118,048	$245,233	Hess
12-Month	Fixed Price	NO BID	$0.08408	$0.08465	Non-Conform	$0.08787	NO BID	$0.08925	$0.08955	NO BID	$0.0885	$0.00442	$188,510	$188,510	CNE
18-Month	Fixed Price	NO BID	$0.08126	$0.08185	Non-Conform	$0.08561	NO BID	$0.08700	$0.08688	NO BID	$0.0860	$0.00474	$299,470	$202,157	CNE
24-Month	Fixed Price	NO BID	$0.08149	$0.08265	Non-Conform	$0.08552	NO BID	$0.08715	$0.08593	NO BID	$0.0860	$0.00451	$384,696	$192,348	CNE

BLOCK & INDEX PRICE BIDS:

		Qualified Supplier Bid Prices ($/kwh)													
		Champion Energy	Constell New Energy (CNE)	Hess Energy Marketing	Hudson Energy	Integrys Energy	NextEra Energy	PPL Energy Plus (PPL)	Tri-Eagle Energy	South Jersey Energy (SJE)	Benchmark Price ($/kwh)	Low Bid Savings vs. Benchmark Price ($/kwh)	Low Bid Savings vs. Benchmark Total Contract ($)	Low Bid Savings vs. Tariff Annualized ($)	
BID GROUP 1 - PSEG LPLP															
6-Month	Block Price	NO BID	$0.05246	$0.05089	NO BID	$0.05395	NO BID	NO BID	NO BID	$0.05478	$0.0580				
	Fixed Adder	NO BID	$0.02577	$0.02550	NO BID	$0.02709	NO BID	NO BID	NO BID	$0.02689	$0.0255				
	Total Hedged	N/A	$0.07823	$0.07639	N/A	$0.08104	N/A	N/A	N/A	$0.08167	$0.0835				
	Total Bid Cost	N/A	$1,653,755	$1,629,492	N/A	$1,698,620	N/A	N/A	N/A	$1,704,410	$1,714,266		$84,774	$176,109	Hess
12-Month	Block Price	NO BID	$0.05533	$0.05407	NO BID	$0.05645	NO BID	NO BID	NO BID	$0.05714	$0.0595				
	Fixed Adder	NO BID	$0.02473	$0.02470	NO BID	$0.02597	NO BID	NO BID	NO BID	$0.02524	$0.0255				
	Total Hedged	N/A	$0.08006	$0.07877	N/A	$0.08242	N/A	N/A	N/A	$0.08238	$0.0850				
	Total Bid Cost	N/A	$3,493,714	$3,462,633	N/A	$3,573,089	N/A	N/A	N/A	$3,558,275	$3,625,183		$162,550	$162,550	Hess
18-Month	Block Price	NO BID	$0.05237	$0.05129	NO BID	$0.05356	NO BID	NO BID	NO BID	$0.05409	$0.0565				
	Fixed Adder	NO BID	$0.02519	$0.02500	NO BID	$0.02670	NO BID	NO BID	NO BID	$0.02542	$0.0260				
	Total Hedged	N/A	$0.07756	$0.07629	N/A	$0.08026	N/A	N/A	N/A	$0.07951	$0.0825				
	Total Bid Cost	N/A	$5,014,195	$4,963,769	N/A	$5,151,930	N/A	N/A	N/A	$5,089,915	$5,212,296		$248,526	$167,768	Hess
24-Month	Block Price	NO BID	$0.05278	$0.05196	NO BID	$0.05369	NO BID	NO BID	NO BID	$0.05446	$0.0560				
	Fixed Adder	NO BID	$0.02497	$0.02490	NO BID	$0.02646	NO BID	NO BID	NO BID	$0.02505	$0.0265				
	Total Hedged	N/A	$0.07775	$0.07686	N/A	$0.08015	N/A	N/A	N/A	$0.07951	$0.0825				
	Total Bid Cost	N/A	$6,754,294	$6,709,534	N/A	$6,924,435	N/A	N/A	N/A	$6,840,589	$7,037,119		[illegible]	$163,793	Hess

Attachment 2D - BID GROUP 4

New Jersey Sewerage and Municipal Utilities Authority Electrical Supply Aggregation (NJSMUAESA)
Bids For Electric Generation Service - Received April 8, 2014 (11:30 a.m. deadline)

Service Commencing May 2014
Bid Comparison

ALL-IN FIXED PRICE BIDS:

		Qualified Supplier Bid Prices ($/kwh)													
		Champion Energy	Constell New Energy (CNE)	Hess Energy Marketing	Hudson Energy	Integrys Energy	NextEra Energy	PPL Energy Plus (PPL)	Tri-Eagle Energy	South Jersey Energy (SJE)	Benchmark Price ($/kwh)	Low Bid Savings vs. Tariff Price ($/kwh)	Low Bid Savings vs. Tariff Total Contract ($)	Low Bid Savings vs. Tariff Annualized ($)	
BID GROUP 4 - PSEG GLP/LPLPS															
6-Month	Fixed Price	NO BID	$0.1013	$0.1011	Non-Conform	$0.1049	NO BID	$0.1072	$0.1040	NO BID	$0.0905	-$0.01055	-$18,734	-$40,479	Hess
12-Month	Fixed Price	NO BID	$0.1016	$0.1022	Non-Conform	$0.1032	NO BID	$0.1060	$0.1043	$0.0970	$0.0891	-$0.00794	-$30,465	-$30,465	SJE
18-Month	Fixed Price	NO BID	$0.0992	$0.0998	Non-Conform	$0.1017	NO BID	$0.1046	$0.1012	$0.0952	$0.0896	-$0.00558	-$31,318	-$21,410	SJE
24-Month	Fixed Price	NO BID	$0.0985	$0.0997	Non-Conform	$0.1002	NO BID	$0.1035	$0.1004	$0.0941	$0.0892	-$0.00492	-$37,755	-$18,878	SJE

gabel associates

April 8, 2014

David Sclawski (Name)
108 Constellation Way (Address)
Baltimore, MD 21202 (City, State Zip)

SUBJECT: NJSMUAESA Request for Bids for Electric Generation Service
NOTICE OF CONTRACT AWARD – BID GROUP 1

Dear David Sclawski :

Gabel Associates is the appointed energy agent for the New Jersey Sewerage and Municipal Utilities Authority Electrical Supply Aggregation (NJSMUAESA), and has administered the Request for Bids (RFB) issued on March 18, 2014 by the NJSMUAESA. This is to hereby inform you, as memorialized below via the signature of the authorized representative of each Participating Member with one or more electric accounts in the bid group, of the award of a contract to Constellation New Energy for Bid Group 1 - PSE&G LPLP Accounts, for service beginning with the May 2014 meter read dates.

Robert S. Chilton, Executive V.P.- Gabel Associates

I am the authorized representative for the indicated Participating Member, with electric accounts included in the March 18, 2014 RFB for this bid group, and I acknowledge that I have the authority to sign this Award Letter and thereby to make a binding commitment on behalf of my Authority for the purchase electric generation service subject to the terms and conditions of the RFP and Model Supply Contract (as clarified in Addendum No.1), for the duration of the contract term selected, for the following term, product and price:

Contract Term	Pricing Product	Contract Price
24 -month	All-In Fixed Price	$0.08149 /kwh

NAME OF ENTITY	SIGNATURE	NAME/TITLE
Ewing Lawrence SA		J ROBERT FILLEY/ED
Hamilton Twp. WPC		John Ricci / C.A.
Secaucus MUA		John Napolitano Counsel SMUA
Somerset Raritan Valley		RONALD S. ANASTASIO / ASST. E.d./ FIN. DIR'R
Stonybrook RSA		JOHN KANTOREK / ED

RESOLUTION AWARDING CONTRACT FOR THE SUPPLY OF ELECTRICITY

Resolution. No. 2014-23

WHEREAS, the cost of electricity is a major component of the Stony Brook Regional Sewerage Authority's operating budget; and

WHEREAS, in an effort to reduce the cost of electricity, the Authority joined the New Jersey Sewerage and Municipal Utilities Authority Electrical Supply Aggregation ("NJMUAESA") for the purpose of consolidating the electricity supply demands of the group in order to obtain a lower price for the supply of electrical service; and

WHEREAS, in accordance with the regulations of the New Jersey Board of Public Utilities, the Authority is required to seek the purchase of its basic generation service for electricity from the open market in accordance with the provisions of the Local Public Contracts Law; and

WHEREAS, to that end the Authority, as part of the NJMUAESA Group, proceeded with the procurement of basic electric supply service through a competitive public bidding process on April 8, 2014; and

WHEREAS, Constellation New Energy was the lowest bidder for a 24 month period from the May 2014 meter read at a fixed rate in the amount of $0.08149 per kilowatt hour ("kWh") for the LPLP tariff accounts; and

WHEREAS, funds are provided for these purposes from General Operating Funds.

NOW, THEREFORE, BE IT RESOLVED by the Stony Brook Regional Sewerage Authority as follows:

1. Robert A. Bartolini, Chairman, is authorized to execute an Electric Supply Service Agreement with Constellation New Energy, to provide electric generation service and transmission to the Authority, for a 24 month fixed price of $0.08149 per kWh for the "LPLP" accounts. This agreement shall be effective from the commencement date (first meter read date in May 2014) until the termination date (first meter read date in May 2016).

2. A copy of the Resolution shall be available for public inspection at the office of the SBRSA.

3. Notice of Contract Award shall be published as required by law within ten (10) days of its execution.

MOVED:
SECONDED:
ADOPTED:

Resolution. No. 2014-23

RECORDED VOTE:	AYE	NO	ABSTAIN	ABSENT
Robert A. Bartolini				
Harry Compton				
Gale D. Downey				
David A. Goldfarb				
C. Schuyler Morehouse				
Bharat Patel				

I HEREBY CERTIFY that the forgoing is a true and accurate copy of a Resolution adopted by the Stony Brook Regional Sewerage Authority at their Board Meeting on April 28, 2014.

_____
John Kantorek, P.E., Secretary

_____
Date

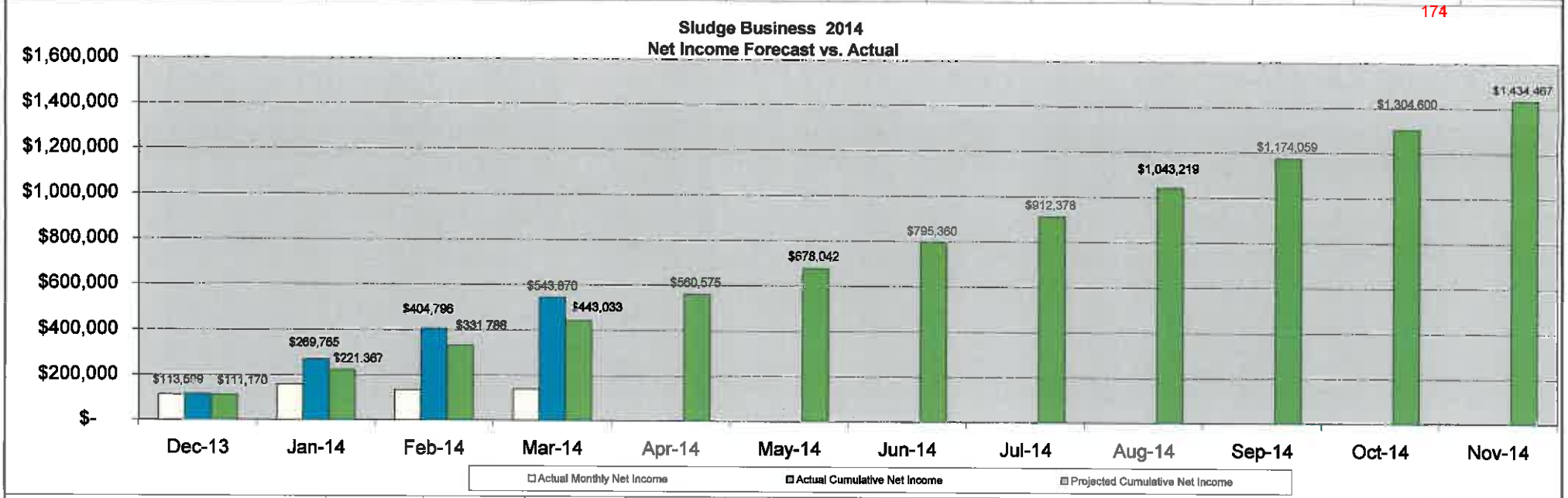

Actual	Dec-13	Jan-14	Feb-14	Mar-14	Apr-14	May-14	Jun-14	Jul-14	Aug-14	Sep-14	Oct-14	Nov-14
Monthly Revenue												
Cake	$ 172,368	$ 195,604	$ 160,159	$ 162,408								
Liquid	$ 62,830	$ 70,095	$ 69,593	$ 70,069								
Avoided Expenses	$ 151,800	$ 151,800	$ 151,800	$ 151,800								
Total	$ 386,997	$ 417,499	$ 381,552	$ 384,277	$ -	$ -	$ -	$ -	$ -	$ -	$ -	$ -
Cumulative Total Revenue	**$386,997**	**$ 804,496**	**$ 1,186,048**	**$ 1,570,325**								
Monthly Expenses												
Gas/Fuel	$ 113,911	$ 104,105	$ 86,083	$ 85,489								
Electric	$ 32,218	$ 29,959	$ 33,169	$ 32,445	$ -	$ -	$ -	$ -	$ -	$ -	$ -	$ -
Other*	$ 127,269	$ 127,269	$ 127,269	$ 127,269								
Total	$ 273,398	$ 261,333	$ 246,521	$ 245,203	$ -	$ -	$ -	$ -	$ -	$ -	$ -	$ -
Cumulative Total Expenses	**$273,398**	**$534,731**	**$ 781,252**	**$ 1,026,456**								
Actual Monthly Net Income	**$ 113,599**	**$ 156,166**	**$ 135,031**	**$ 139,074**	**$ -**	**$ -**	**$ -**	**$ -**	**$ -**	**$ -**	**$ -**	**$ -**
Actual Cumulative Net Income	[redacted]											
Projected Cumulative Net Income	**$111,170**	**$221,367**	**$331,788**	**$443,033**	**$560,575**	**$678,042**	**$795,360**	**$912,378**	**$1,043,219**	**$1,174,059**	**$1,304,600**	**$1,434,467**
Actual Cost of commodity gas / MMBTU	$5.55	$5.76	$5.65	$5.54	$5.26	$5.27	$5.29	$5.33	$3.79	$3.79	$3.83	$3.92
Up-Charge / Distribution / Tax	$3.31	$3.32	$3.52	$3.44								
Total Actual Cost of natural gas / MMBTU	**$8.86**	**$9.08**	**$9.17**	**$8.98**								
Orig. Budget Cost of commodity gas / MMBTU	$5.55	$5.68	$5.65	$5.54	$5.26	$5.27	$5.29	$5.33	$3.79	$3.79	$3.83	$3.92
Up-Charge / Distribution / Tax	$3.46	$3.47	$3.47	$3.46	$2.84	$2.84	$2.84	$2.84	$2.41	$2.41	$2.41	$2.42
Total Budget Cost of natural gas / MMBTU	**$9.01**	**$9.15**	**$9.12**	**$9.00**	**$8.10**	**$8.11**	**$8.13**	**$8.17**	**$6.20**	**$6.20**	**$6.24**	**$6.34**
Difference / MMBTU	**-$0.15**	**-$0.07**	**$0.06**	**-$0.02**								
Gas Useage Therms	**128,519**	**114,630**	**93,840**	**95,179**								
A. Project Cost	$4,917,393	$4,917,393	$4,917,393	$4,917,393								
B. Gas cost savings to date From Sept. 1, 2009	$2,956,313	$2,974,280	$3,011,365	$3,047,681								
C. Annualized Savings	$682,226	$673,422	$669,192	$664,949								
Simple Payback (years) = A / C	7.2	7.3	7.3	7.4								
Remaining Simple Payback = (A - B) / C	**2.9**	**2.9**	**2.8**	**2.8**								

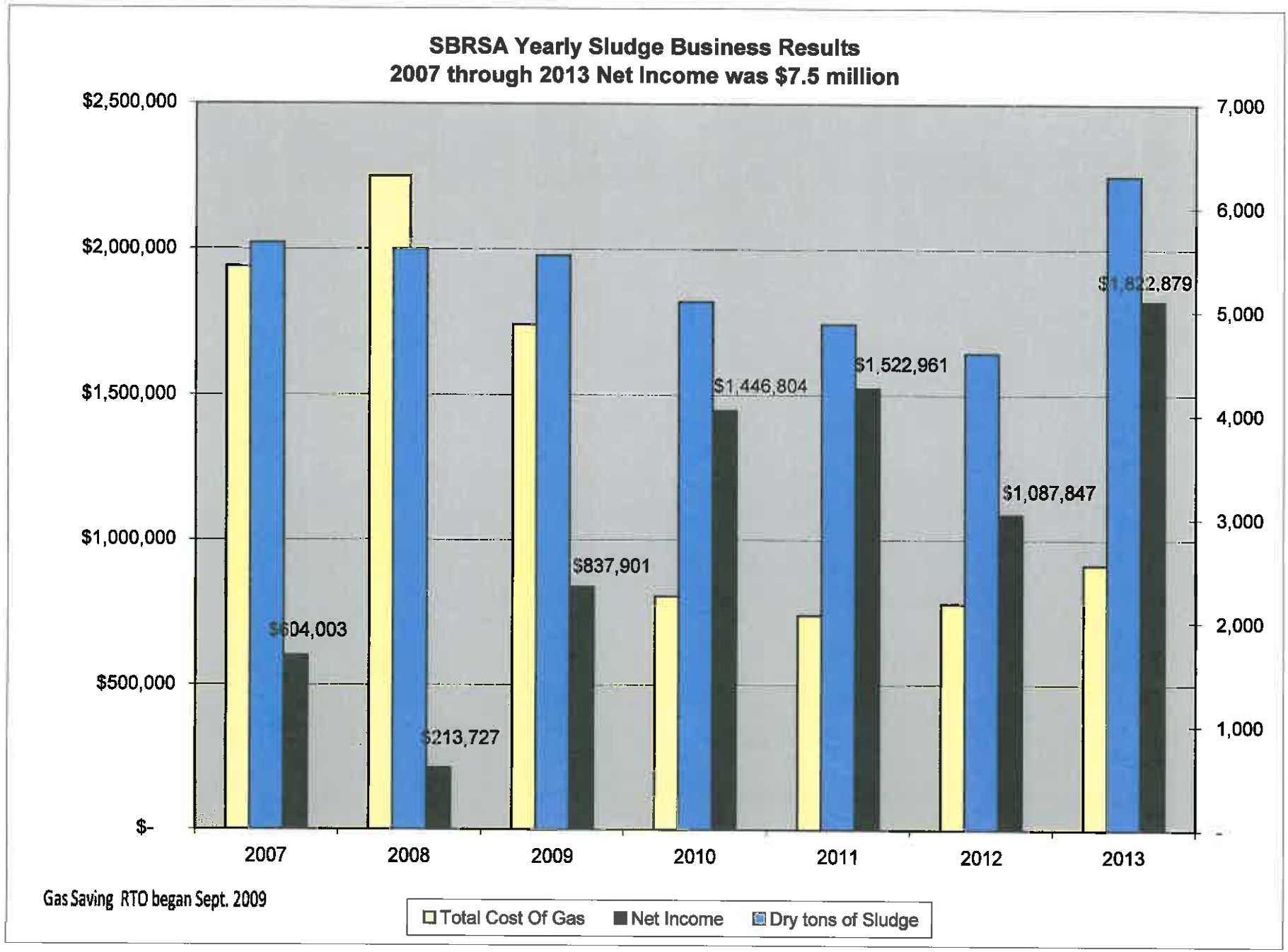

P:\SHARED\ENGINEERING\Sludge Business Analysis\Sludge Business Results_ R. Bartolini\Net Income & Gas cost 2007 to 2013

STONY BROOK REGIONAL SEWERAGE AUTHORITY

Personnel

PERSONNEL STAFFING REPORT
December 1, 2013 to April 22, 2014

New Hires	Position	Date
Asiedu, George	Operator VI	03/03/14

In-House Transfers/ Promotions/(Demotions)	New Position	
Ireland, John	Mechanic IV	12/01/13
Dobson, Paul	Operator III	12/15/13
Lazewski, Krzysztof	Operator I	03/09/14

Terminations/Resignations
Retirements

Leaves
of Absence

Workers' Compensation

Summary as of April 22, 2014

Filled Positions (at Work)	45
Leaves of Absence	0
Workers Compensation (out of work)	0
Vacancies	1
Total Authorized/Budget	46

* Action since last meeting.

PERSONNEL TURNOVER REPORT
FISCAL YEARS 2010-2014

	ADMIN.	LAB	MAINT.	OPS.	ENG'G	TOTAL
2010						
AVERAGE NO. OF POSITIONS (12/01/09-11/10/10)	5	3	10	21	6	45
NO. OF RESIGNATIONS / TERMINATIONS	0	1	1	1	0	3
% TURNOVER	0.0%	33.3%	10.0%	4.8%	0.0%	6.7%
2011						
AVERAGE NO. OF POSITIONS (12/01/10-11/09/11)	5	3	10	21	6	45
NO. OF RESIGNATIONS / TERMINATIONS	0	0	0	1	0	1
% TURNOVER	0.0%	0.0%	0.0%	4.8%	0.0%	2.2%
2012						
AVERAGE NO. OF POSITIONS (12/01/11-11/13/12)	5	3	10	21	6	45
NO. OF RESIGNATIONS / TERMINATIONS	0	0	0	3	0	3
% TURNOVER	0.0%	0.0%	0.0%	14.3%	0.0%	6.7%
2013						
AVERAGE NO. OF POSITIONS (12/01/12 -11/12/13)	5	3	10	20	6	44
NO. OF RESIGNATIONS / TERMINATIONS	0	0	0	1	0	1
% TURNOVER	0.0%	0.0%	0.0%	5.0%	0.0%	2.3%
2014						
AVERAGE NO. OF POSITIONS (12/01/13 -04/22/14)	5	3	11	20	6	45
NO. OF RESIGNATIONS / TERMINATIONS	0	0	0	0	0	0
% TURNOVER	0.0%	0.0%	0.0%	0.0%	0.0%	0.0%

STONY BROOK REGIONAL SEWERAGE AUTHORITY
EMPLOYEE ROSTER - UNION POSITIONS
April 22, 2014

No	DATE HIRED	NAME	POSITION	STATUS	LICENSE	HRLY. RATE
1	05/01/78	FUNCHERS, LANG	OPERATOR I	FULL TIME, REG.	S3	$ 30.77
2	01/30/83	MOORE, JEFFREY P.	S/S RECEIVER	FULL TIME, REG.	NONE	$ 26.12
3	09/10/84	TRAPHAGEN, ROBERT R.	LEAD INSTRUMENTATION MECH.	FULL TIME, REG.	NONE	$ 34.78
4	03/01/86	GATES, HOBART J. 3rd	LEAD INSTRUM. MECHANIC	FULL TIME, REG.	S2	$ 33.88
5	07/13/87	HENRY, MICHAEL P.	LEAD ENVIRONMENTAL TECH.	FULL TIME, REG.	NONE	$ 31.04
6	03/16/88	ROGA, STEPHEN J.	LEAD MECHANIC	FULL TIME, REG.	NONE	$ 32.83
7	02/22/89	PACE, ROBERT J.	LAB SUPERVISOR+	FULL TIME, REG.	NONE	$ 32.83
8	05/31/89	IRELAND, JOSEPH R.	OPERATOR I	FULL TIME, REG.	NONE	$ 28.82
9	10/16/89	IRIZARRY, JOSE A.	ENVIRONMENTAL TECH I	FULL TIME, REG.	S3	$ 30.77
10	09/24/90	FUNCHERS, TREMAYNE N.	OPERATOR I	FULL TIME, REG.	NONE	$ 28.82
11	02/19/91	PEREZ, DAVID G.	S/S RECEIVER	FULL TIME, REG.	NONE	$ 26.12
12	07/06/92	GERMANN, JAMES P.	INSTRUMENTATION MECHANIC	FULL TIME, REG.	S2	$ 33.04
13	11/16/92	SHERRILL, DAVID D.	OPERATOR I	FULL TIME, REG.	NONE	$ 28.82
14	05/03/93	LOVELL, JAMES W.	LEAD MECHANIC	FULL TIME, REG.	NONE	$ 32.83
15	09/26/93	IRELAND, JOHN C.	MECHANIC IV	FULL TIME, REG.	NONE	$ 26.12
16	10/04/93	MOORE, XAVIER	CUSTODIAN	FULL TIME, REG.	NONE	$ 22.95
17	10/23/95	SCHROEDER, DALE M.	MECHANIC I	FULL TIME, REG.	NONE	$ 31.04
18	06/06/01	LECERF, ROBERTO M.	LEAD OPERATOR	FULL TIME, REG.	S1	$ 33.23
19	10/02/02	RIVERA, ANTHONY J.	MECHANIC I	FULL TIME, REG.	S2	$ 31.99
20	03/01/04	EDDY, CHRISTOPHER L.	LEAD OPERATOR	FULL TIME, REG.	S2	$ 33.58
21	04/05/04	WALDRON, GLEN M.	MECHANIC I	FULL TIME, REG.	NONE	$ 30.74
22	09/14/04	SLEZAK, WEISLAW	MECHANIC I	FULL TIME, REG.	NONE	$ 30.74
23	09/27/04	DELGARDIO, PATRICK J	LEAD OPERATOR	FULL TIME, REG.	S2	$ 33.58
24	04/09/07	LAZEWSKI, KRZYSZTOF D	OPERATOR I	FULL TIME, REG.	S-2	$ 29.57
25	04/07/08	CRATE, JOSEPH N.	MECHANIC I	FULL TIME, REG.	NONE	$ 30.74
26	8/18/2008	HILL, WILLIAM P. JR.	OPERATOR I	FULL TIME, REG.	S1, C3	$ 29.02
27	08/23/10	STEWART, KYLE E.	OPERATOR II	FULL TIME, REG.	S2	$ 27.93
28	12/6/10	KITNER, KEVIN D.	Operator III	FULL TIME, REG	NONE	$ 25.52
29	06/11/12	IRELAND JR., JEROLD W.	OPERTOR III	FULL TIME, REG	S1, C1	$ 26.02
30	09/10/12	DOBSON, PAUL	OPERATOR III	RULL TIME, REG	NONE	$ 25.52
31	03/03/14	ASIEDU, GEORGE	OPERATOR VI	FULL TIME, REG	NONE	$ 18.34
			Average	$ 29.99		$ 899.76

* HOURLY RATE IS BASE RATE OF SECOND SHIFT PLUS S-LICENCE AND LONGEVITY PAY
\+ SHALL BE USED FOR THIS CLASSIFICATION ONLY BECAUSE IT IS MANDATED BY THE NJDEP

Stony Brook Regional Sewerage Authority
Employee Roster
Non Union Positions

April 22, 2014

	Date Employed	Name	Position
1.	11/23/81	Kunert, Robert J.	Plant Manager
2.	09/14/82	Coleman, Dennis D.	O & M Technical Specialist
3.	05/30/85	Redding, Diane	Assistant Finance Officer
4.	11/16/87	Hess, Ronald W.	Assistant Information Technology Manager
5.	07/17/89	Neuhof, Stuart S.	Chief Financial Officer
6.	09/08/89	Ireland, Jerold W.	O & M Department Manager
7.	12/09/89	Irizarry, Javier	Assistant Safety Manager
8.	05/28/91	Kantorek, John	Executive Director
9.	07/22/91	Karlowitsch, Madelene	Purchasing Coordinator
10.	08/14/95	Rahimi, Hossein	Laboratory Manager
11.	11/22/99	Carlino, Patricia	Assistant Human Resources Manager
12.	02/25/02	Shurott-Pchola, Antonia F.	Engineering & Regulatory Department Manager
13.	02/25/02	Bixby, Courtney B.	Assistant Manager of Engineering
14.	06/09/03	Cespedes, Argely	Assistant Operations & Maintenance Manager

STONY BROOK REGIONAL SEWERAGE AUTHORITY

CORRESPONDENCE

Trenton Times
3/27/14

It's about more than West Windsor's attorney

West Windsor Mayor Shing-Fu Hsueh was recently re-elected to his fourth term. It's fair to say the town's residents, like me, are pleased with the performance of our municipal government.

We have received high-quality services in a fiscally prudent manner without a hint of impropriety. However, if you had attended the reorganization meeting of our town government Jan. 1, you would come away with a quite different view.

There is a major rift between a newly emerged majority on West Windsor's council and our mayor. The new majority is determined to derail Mayor Hsueh's fourth term.

It is dissatisfied with the direction the mayor has taken our town over the last 12 years, while most of our community, as demonstrated by the margin of our mayor's November re-election victory, is pleased with the direction in which he has taken us.

Most of West Windsor's voters like the fact that we are a full-service community, with regular trash pickups, a vibrant arts center, an excellent senior center and many beautiful, well-maintained parks, including one with an Asian theme.

We are OK with maintaining a decent operating surplus that helps us achieve a AAA bond rating and a stable property-tax rate, which, for what we get, is the best deal in Mercer County.

West Windsor's Mayor Hsueh is a class act who conducts himself with decorum. In addition, he is extremely hard-working, accessible and very knowledgeable about state and local government.

This past November, through a ballot anomaly that placed two candidates from another ticket beneath the mayor on the ballot, two opposition candidates were elected. (One of them, based on her vote count, would probably have won regardless of her ballot position; the other owes his office to the ballot's construct.)

Irwin S. Stoolmacher

The opposition candidates have forged an alliance with anti-administration holdover Bryan Maher (who was appointed council president by a 3-2 vote). Maher is stylistically and ideologically the exact opposite of Mayor Hsueh. Where the mayor is low-key, civil, conciliatory and data-driven, Maher is loud, pugnacious, dogmatic and squeaky wheel-driven. Maher and his two allies now control the five-member town council.

I have no doubt that he and his allies will do everything within their power to make the mayor look bad. The first issue over which they have chosen to draw swords is the annual selection of the township attorney.

West Windsor has a nonpartisan mayor-council form of government, under the Faulkner Act. Under this form of government, the mayor is the executive authority and is responsible for the appointment and removal of all department heads. The township attorney, who serves as legal advisor to the mayor and council, is appointed by the mayor with the advice and consent of the council.

The current township attorney, Mike Herbert, has served for three years. (His law firm has represented the town for 15 years.) He is talented and has extensive municipal government experience. Maher's allies have pressed the mayor to competitively bid the contract through an RFP (request for proposal) under the guise that it is best practice. Legal services fall under the professional service provisions of the public bidding laws and, as a result, do not have to be competitively bid — the thinking being that the selection of professional services should not necessarily be made solely on the basis of price. While price is a key determinant in any buying decision, in the case of certain types of expenditures, other factors are more salient. For example, in my own case, I have opted on occasion to go out of my health-care plan's network to see a particular specialist and pay more than I would for a doctor in the network.

In an attempt to placate Maher and his allies, the mayor has agreed to competitively bid the township's attorney contract. I think he is making a mistake, because the underlying issue is neither Herbert's fee nor his expertise. It's about trying to make it clear to the mayor that the council will set the future tone and direction for the township. It is a fight, not about an attorney, but for the future of West Windsor.

I have not always agreed with Herbert's style. (I believe, on certain occasions, that Herbert has played too much of a role at council meetings; this can easily be corrected.) But Mayor Hsueh should not give up the fight to retain him.

Mayor Hsueh has the right to appoint West Windsor's attorney and he should not concede that right to those who oppose the appointment for political — not good-government — reasons. The mayor has started down a slippery slope.

Appeasement never works, especially when those with whom you are dealing have a hidden agenda. I would not be surprised to see a low-ball bid for West Windsor's attorney. If that is the case, I hope the mayor does not give up the authority that was given to him by the voters of West Windsor to those who seek to change the direction of our community.

Irwin Stoolmacher is president of Stoolmacher Consulting Group and a 36-year resident of West Windsor.

Hopewell Valley News
4-10-14

Pennington budget has no tax hike

By John Tredrea
Special Writer

A proposed Pennington Borough budget for 2014 that will bring no increase in the municipal tax rate was introduced by a unanimous vote of the full Borough Council Monday night.

If adopted as expected at the council's May meeting, the budget would hold the municipal tax rate at 43 7/10 cents per $100 of assessed property value, said Glen Griffiths, chairman of the council's Finance Committee.

The proposed budget totals $3,333,921, of which $2,177,544 would be funded by local property taxes, with the balance coming from other sources of revenue.

Mr. Griffiths said the borough's prudent fiscal practices have allowed it to weather the severe expenses of the past winter without increasing taxes.

"The past winter cost Pennington over $350,000 in damaged streets, overtime, gasoline and road treatment supplies," he said.

"Additionally, The borough has to replace two snow plow trucks at a total cost of $100,000. Despite these unanticipated expenses, the past several years of aggressive payments against debt enabled us to meet these financial challenges without a tax increase in 2014."

Councilman Jim Davy, also a member of the Finance Committee, said: "The 2014 tax revenue is actually $11,000 less than last year because certain properties successfully appealed their valuation. Even with less tax revenue and higher expenses than last year, the 2014 budget reflects Pennington Borough Council's commitment to maintaining the high level of public services that attracted many residents to Pennington. We are also maintaining Pennington's infrastructure value with timely investments in capital maintenance and vehicle replacement."

Mayor Anthony Persichilli said: "Once again we are showing that small, focused local government can be an effective and efficient means of delivering value to taxpayers."

WATER AND SEWER RATES would go up slightly, Mr. Griffiths said, if an ordinance introduced Monday night is adopted as expected next month. As with the budget and any ordinance, a public hearing must precede the council's

See **BUDGET**, *Page 9A*

Budget

Continued from Page 1A

adoption vote on the proposed ordinance that would raise water and sewer rates.

The rate increases would "cost homeowners about $1.42 per month in additional user fees," Mr. Griffiths said. "The first water and wastewater increases — the first in two years — will range from 2 percent to 4 percent. The overall weighted average increase proposed will be 2.4 percent. On an annualized basis, these rate increases are well below the rate of inflation."

"While any rate increase is difficult, the national average rate increases for water and wastewater are between 13 percent and 15 percent, respectively, according to the American Water Works Association, or three times the rate of inflation," Mr. Davy said.

"The Pennington water and wastewater utility is an enterprise, which is wholly owned by the borough and its taxpayers. The replacement value of its infrastructure is nearly $25 million," Mr. Griffiths said. "We mention the replacement value only to put in perspective the capital spending required to maintain it. We have no accurate estimate of its market value, because utility market valuation varies widely depending on numerous factors."

"The financial plan for the next five years is to continue paying down legacy debt aggressively and expand one water main running under King George Road, which will be needed to maintain adequate water distribution throughout the borough," Mr. Davy said.

"In 2019, we will retire several million dollars in legacy debt, which will enable the borough to upgrade several mains in need of repair.

"We will also be able to fund the installation of new, more accurate residential meters that can be read remotely. That will reduce the labor cost of manual meter reading," he said.

The new water rates would be: The first 4,000 gallons used each quarter are free, as part of a basic connection charge of $27.96; up to 20,000 gallons will be charged at $6.59 per 1,000 gallons; the next 40,000 gallons will be charged at $6.98 per 1,000 gallons; the next 140,000 gallons will be charged at $7.68 per 1,000 gallons; and any consumption over 200,000 gallons will be charged at $8.97 per 1,000 gallons.

The new sewer rates would be: The first 4,000 gallons discharged each quarter are free, as part of a basic connection charge of $30.98; up to 20,000 gallons will be charged at $7.03 per 1,000 gallons; the next 40,000 gallons will be charged at $7.52 per 1,000 gallons; the next 140,000 gallons will be charged at $8.08 per 1,000 gallons; and any discharge over 200,000 gallons will be charged at $8.70 per 1,000 gallons.

STONY BROOK REGIONAL SEWERAGE AUTHORITY

Old Business

STONY BROOK REGIONAL SEWERAGE AUTHORITY

New Business

MEMO

To: John Kantorek, Executive Director

From: Robert Kunert, Plant Manager

Subject: Award recommendation for the hauling of Incinerator Ash

Date: April 17, 2014

On Wednesday, April 9, 2014 at 11:30 a.m., sealed bids for the hauling of Incinerator Ash were opened. Two bids were received and the results are shown below:

	12 Month Contract Unit cost / Total	**24 Month Contract** Unit cost / Total
Gary Gray Trucking	$392.00 / $98,800.00	$392.00 / $98,800.00 (1st Yr.) $392.00 / $98,800.00 (12nd Yr.) **Two Year Total = $196,000.00**
Russell Reid	$616.00 / $154,000.00	$616.00 / $154,000.00 (1st Yr.) $616.00 / $154,000.00 (2nd Yr.) **Two Year Total = $308,000.00**

The last contract was a two year contract awarded to Gary Gray Trucking, at a unit cost of $362.00/container for a two year contract total of $181,000.00.

After reviewing the sole bidder's package and finding it in order, I would recommend that a two year contract be awarded to the lowest responsive bidder, Gary Gray Trucking.

RESOLUTION AWARDING CONTRACT FOR THE HAULING OF INCINERATOR ASH

Resolution No. 2014-25
Dated: April 28, 2014

WHEREAS, the Authority advertised for the receipt of sealed competitive bids in accordance with the requirements of the Local Public Contracts Law, N.J.S.A. 40A:11-1 et seq. for the hauling of incinerator ash; and

WHEREAS, the following sealed competitive bids were received by the Authority on April 9, 2014, as more fully set forth in the attached Bid Tabulation Sheet:

	12-Month Contract	24-Month Contract
Gary Gray Trucking PO Box 48 Route 46 Delaware, NJ 07833	$392.00 / $98,000.00	$392.00/ $98,000.00 1st yr $392.00/ $98,000.00 2nd yr **Two Yr Total $196,000.00**
Russell Reid 200 Smith St. Keasbey, NJ 08832	$616.00 / $154,000.00	$616.00 / $154,000.00 1st yr $616.00 / $154,000.00 2nd yr **Two Yr Total $308,000.00**

WHEREAS, the Authority has determined that the bid of Gary Gray Trucking is the lowest bid; and

WHEREAS, the bidder, Gary Gray Trucking submitted a bid in the amount of $98,000.00 ($392.00 per container) for the first year, and $98,000.00 ($392.00 per container) for the second year for a total of $196,000.00 for twenty-four (24) months; and

WHEREAS, the bid has been reviewed by the Authority to determine compliance with the bid specifications in accordance with the Local Public Contracts Law N.J.S.A. 40A:11-1 et. seq. and the same have been determined to be in order; and

WHEREAS, there are sufficient funds to provide funding for the contract amount; and

NOW, THEREFORE, BE IT RESOLVED by the Stony Brook Regional Sewerage Authority that it hereby awards a 2-year contract for the hauling of incinerator ash to Gary Gray Trucking, the lowest responsive bidder; and

BE IT FUTHER RESOLVED that the Executive Director, staff and consultants are authorized to take all appropriate measures to ensure that all appropriate documents, are provided by the Contractor.

MOVED:
SECONDED:
ADOPTED:

Recorded Vote:	AYE	NO	ABSTAIN	ABSENT
Robert A. Bartolini				
Harry Compton				
Gale D. Downey				
David A. Goldfarb				
C. Schuyler Morehouse				
Bharat Patel				

I HEREBY CERTIFY that the forgoing is a true and accurate copy of a Resolution adopted by the Stony Brook Regional Sewerage Authority at their Board Meeting on April 28, 2014.

_____
John Kantorek, P.E., Secretary

_____
Date

Bid Tabulation Sheet Pickup and Delivery of ASH 11:30 am 4/09/2014

LIST OF BIDDERS	TOTAL BID PRICE 12 Months (1yr)	TOTAL BID PRICE 24 Months (2yr)	Non Collusion Affidavit BP-1	Stock Holder List BP-2	Bid Bond/ Cert. Ck. BP-3	Agreement of Surety BP-6
Gary W Gray P.O. Box 48 Route 46 Delaware, NJ 07833	$392 /BOUT. Total $98,000	$392 /BOUT 1ST Total $98,000 $392 /BOUT 2ND Total $98,000 Grand Total$196,000	✓	✓	✓	✓
Russell Reid 200 Smith St Keasbey, nj 08832	$616 /BOUT Total $154,000	$616 /BOUT. 1ST Total $154,000 $616 /BOUT 2ND Total $154,000 Grand Total$308,000	✓	✓	✓	✓
	$_____/lb Total $_____	$_____/lb 1st Total $_____ $_____/lb 2nd Total $_____ Grand Total$_____				
	$_____/lb Total $_____	$_____/lb 1st Total $_____ $_____/lb 2nd Total $_____ Grand Total$_____				

ast Year's price was $362.00/container, $ 181,000.00 2yrs Expires: 6/30/2014

hose Present at Bid Opening: Madelene Karlowitsch/SBRSA
Argely Cespedes /SBRSA

MEMO

To: John Kantorek, Executive Director

From: Robert Kunert, Plant Manager

Subject: Award Recommendation for the Hauling of Liquid Sludge

Date: April 17, 2014

On Wednesday, April 17, 2014 at 11:30 a.m., sealed bids for the Hauling of Liquid Sludge were opened. The unit cost is on a per gallon basis for an estimated 3,000,000 gallons of sludge hauled from the Upstream Facilities per year. Four bids were received and the results are shown below:

	12 Month Contract Unit cost / Total	**24 Month Contract** Unit cost / Total
Accurate Waste Systems, Inc.	$0.0342 / $102,600.00	$0.0342 / $102,600.00 (1st year) $0.0345 / $103,500.00(2nd year) **Total 2 year = $206,100.00**
Synagro WCWNJ, LLC	NO BID	
Russell Reid	$0.0446 / $133,800.00	$0.0446 / $133,800.00 (1st year) $0.0446 / $133,800.00 (2nd year) **Total 2 year = $267,600.00**
McGovern Environmental	$0.0344 / $103,200.00	$0.0344 / $103,200.00 (1st year) $0.03542 / $106,296.00 (2nd year) **Total 2 year = $209,496.00**

The last contract was a two year contract awarded to Russell Reid. at a unit cost of $0.0346/gallon for the first year and $0.0346/gallon for the second year for a two year contract total of $207,600.00.

After reviewing the low bidder's package and finding it in order, I would recommend that a two year contract be awarded to the low bidder, Accurate Waste Systems, Inc.

RESOLUTION AWARDING CONTRACT FOR THE HAULING OF LIQUID SLUDGE

Resolution No. 2014-26
Dated: April 28, 2014

WHEREAS, the Authority advertised for the receipt of sealed competitive bids in accordance with the requirements of the Local Public Contracts Law, N.J.S.A. 40A:11-1 et seq. for the hauling of liquid ash; and

WHEREAS, the following sealed competitive bids were received by the Authority on April 16, 2014 as more fully set forth as follows:

	12 Month Contract Unit cost / Total	**24 Month Contract** Unit cost / Total
Accurate Waste Systems, Inc.	$0.0342 / $102,600.00	$0.0342 / $102,600.00 (1st year) $0.0345 / $103,500.00(2nd year) **Total 2 year = $206,100.00**
Synagro WCWNJ, LLC	NO BID	
Russell Reid	$0.0446 / $133,800.00	$0.0446 / $133,800.00 (1st year) $0.0446 / $133,800.00 (2nd year) **Total 2 year = $267,600.00**
McGovern Environmental	$0.0344 / $103,200.00	$0.0344 / $103,200.00 (1st year) $0.03542 / $106,296.00 2nd year) **Total 2 year = $209,496.00**

WHEREAS, the Authority has determined that the bid of Accurate Waste Systems, Inc. is the lowest bid; and

WHEREAS, the bidder, Accurate Waste Systems, Inc. submitted a bid in the amount of $102,600.00 ($0.0342 per gallon) for the first year, and $103,500.00 ($0.0345 per gallon) for the second year for a total of $206,100.00 for twenty-four (24) months; and

WHEREAS, the bid has been reviewed by the Authority to determine compliance with the bid specifications in accordance with the Local Public Contracts Law N.J.S.A. 40A:11-1 et. seq. and the same have been determined to be in order; and

WHEREAS, there are sufficient funds to provide funding for the contract amount; and

NOW, THEREFORE, BE IT RESOLVED by the Stony Brook Regional Sewerage Authority that it hereby awards a 24-month contract to Accurate Waste Systems, Inc., the lowest responsive bidder; for the hauling of liquid sludge; and

BE IT FUTHER RESOLVED that the Executive Director, staff and consultants are authorized to take all appropriate measures to ensure that all appropriate documents, are provided by the Contractor.

MOVED:
SECONDED:
ADOPTED:

Recorded Vote:	AYE	NO	ABSTAIN	ABSENT
Robert A. Bartolini				
Harry Compton				
Gale D. Downey				
David A. Goldfarb				
C. Schuyler Morehouse				
Bharat Patel				

I HEREBY CERTIFY that the forgoing is a true and accurate copy of a Resolution adopted by the Stony Brook Regional Sewerage Authority at their Board Meeting on April 28, 2014.

_____
John Kantorek, P.E., Secretary

_____
Date

STONY BROOK REGIONAL SEWERAGE AUTHORITY 194

Bid Tabulation Sheet **HAULING LIQUID SLUDGE** 11:30 am 4/16/2014

LIST OF BIDDERS	TOTAL BID PRICE 12 Months (1yr)	TOTAL BID PRICE 24 Months (2yr)	Non Collusion Affidavit BP-1	Stock Holder List BP-2	Bid Bond/ Cert. Ck. BP-3	Agreement of Surety BP-6
Accurate Waste Systems, Inc. 226 Prospect Point Rd Lake Hopatcong, NJ 07849	$ .0342 /gal Total $ 102,600.—	$ .0342 /gal 1st Total $ 102,600 $ .0345 /gal 2nd Total $ 103,500.— Grand Total$ 206,100.—	✓	✓	✓	✓
Synagro WCWNJ, LLC 435 Williams Court, Suite 100 Baltimore, MD 21220	$ /gal Total $ No Bid.	$ /gal 1st Total $ $ /gal 2nd Total $ Grand Total$				
Russell Reid 200 Smith Street P.O. Box 130 Keasbey, NJ 08832-0130	$ .0446 /gal Total $ 133,800.—	$ .0446 /gal 1st Total $ 133,800.— $ .0446 /gal 2nd Total $ 133,800.— Grand Total$ 267,600.—	✓	✓	✓	✓
McGovern Enviro Steve Marchak Sales Representative 223 Fellowship Rd Eagle, PA 19480	$ .0344 /gal Total $ 103,200.—	$ .0344 /gal 1st Total $ 103,200.— $ .03542 /gal 2nd Total $ 106,296.— Grand Total$ 209,496.—	✓	✓	✓	✓

Last Year's price was 1st year .0346 & 2nd year .0346/gal, $207,600.00 2yrs Expires: 6/30/2014

Those Present at Bid Opening: Madelene Karlowitsch/SBRSA [signature]

Jerry Ireland/SBRSA

[signature]

[signature] - "McGovern"

Stony Brook Regional Sewerage Authority

290 River Road, Princeton, NJ 08540
609 924-8881 - Fax 924-2857

MEMORANDUM

TO: John Kantorek, Executive Director

FROM: Jerold W Ireland, Operation and Maintenance Manager

DATE: April 22, 2014

SUBJECT: Award Recommendation for Schwing Pump Replacement Parts Bid

On Tuesday April 22, 2014 at 11:30 am a sealed bid for Schwing Pump Replacement Parts was opened. The bid package consisted of a list of crucial parts previously used. In addition, parts were added and some parts were deleted.

This bid does not require us to purchase the listed parts; it only guarantees the price for the parts that we need to purchase. The actual amount we spend for the year will most likely be significantly less than the total bid amount. Purchases averaged $96,489.00 over the last three years.

The total for the 12 month bid was $175,291.86

After reviewing the only bid package and finding it in order, I would recommend that a one year contract be awarded to Schwing Bioset.

RESOLUTION AWARDING CONTRACT FOR SCHWING PUMP REPLACEMENT PARTS

Resolution No. 2014-27
Dated: April 28, 2014

WHEREAS, the Authority advertised for the receipt of sealed competitive bids in accordance with the requirements of the Local Public Contracts Law, N.J.S.A. 40A:11-1 et seq. for Schwing Pump Replacement Parts; and

WHEREAS, the following sealed competitive bid was received by the Authority on April 22, 2014, as set forth:

	12-Month
Schwing Bioset	$175,291.86

WHEREAS, the Authority has determined that the bid of Schwing Bioset, is the only responsive bid; and

WHEREAS, the sole bidder, Schwing Bioset submitted a bid in the amount of $175,291.86 and;

WHEREAS, the bid does not require the Authority to purchase all the listed parts but only guarantees the price for the parts that we need to purchase; and

WHEREAS, the bid has been reviewed by the Authority to determine compliance with the bid specifications in accordance with the Local Public Contracts Law N.J.S.A. 40A:11-1 et. seq. and the same have been determined to be in order; and

WHEREAS, there are sufficient funds to provide funding for the contract amount.

NOW, THEREFORE, BE IT RESOLVED by the Stony Brook Regional Sewerage Authority that it hereby awards a 12-month contract for Schwing Pump replacement parts to Schwing Bioset as the sole responsive bidder; and

BE IT FUTHER RESOLVED that the Executive Director and staff are authorized to take all appropriate measures to ensure that all appropriate documents, are provided by the Contractor.

MOVED:
SECONDED:
ADOPTED:

Recorded Vote:	AYE	NO	ABSTAIN	ABSENT
Robert A. Bartolini				
Harry Compton				
Gale D. Downey				
David A. Goldfarb				
C. Schuyler Morehouse				
Bharat Patel				

I HEREBY CERTIFY that the forgoing is a true and accurate copy of a Resolution adopted by the Stony Brook Regional Sewerage Authority at their Board Meeting on April 28, 2014.

_____ _____

John Kantorek, P.E., Secretary Date

STONY BROOK REGIONAL SEWERAGE AUTHORITY

Bid Tabulation Sheet Schwing Parts 11:30 am 4/22/2014

LIST OF BIDDERS	TOTAL BID PRICE 12 Months (1yr)	Non Collusion Affidavit BP-1	Stock Holder List BP-2
Schwing Bioset	Total $ 175,291.86	✓	—

Expires: 6/30/14

Those Present At Bid Opening: Madelene Karlowitsch/SBRSA

/SBRSA